

Official Magazine of the MELBOURNE PC USER GROUP INC.

PC UPDATE

Pandora's Box

Is the Music
Genome Project
going to
change the
way we
listen to
music?



Plus:

- Coffee Shop Computer Etiquette
- Navigating the modern GPS
- Our zippier mobile broadband
- My life with computers



THE PURPOSES OF THE GROUP are to conduct, on a non-profit basis, activities aimed at the effective utilisation of the personal computer and to endeavour to achieve such effective utilisation by means of:

- Advancing computer literacy
- Advancing the art and science of information processing through education and interchange of ideas
- Keeping members abreast of developments in computing and information technology and enabling members to exchange information and experience
- Representing computer users in public debate and by acting and speaking on their behalf where they would be affected by proposed legislation or other regulatory measures
- Providing a forum for the exchange of views amongst computer users and between computer users and the computer industry
- Co-operating supporting or joining with, or in, other organisations with similar purposes
- Undertaking other activities beneficial to the Group

In order to further its purposes the Group shall have the rights, powers and privileges of a natural person.

PCUpdate (this publication) must not be republished in whole or in part using either print or electronic formats. The electronic formats referred to include optical and flash media together with the Internet. Members who do this will forfeit their membership rights and may also incur legal action from the authors and copyright holders.



PC UPDATE
AUGUST 2012 • VOLUME 29 • ISSUE 6

PUBLISHED BY
MELBOURNE PC USER GROUP INC.

EDITOR
Charles Wright

ART DIRECTOR/DESIGNER
Katharine Shade, CCE Design

CONTRIBUTORS
Paul Addis, Bryan Paten, Clive Chatfield,
Norman Elliman, Con Lilley, Kevin Martin,
Harry Lewis, Bryan Paten, Kathy Rouse,
Mark Tiongco, Adam Turner

Monthly Discs	Ian Rankin
Training Info	Patrick Brennan
Monthly Meetings	Vacancy
Calendar & Maps	John Swann
Newsgroups	Richard Solly

ADVERTISING ENQUIRIES
Phone (03) 9276 4000
Melbourne PC User Group Inc.,
Suite 26, Level 1,
479 Warrigal Road, Moorabbin, VIC 3189

Copyright © 2012 Melbourne PC User Group Inc and individual authors. Except where otherwise stated, all material is the copyright of the author. Contributions from contributors marked above MAY not be copied without the express written permission of the author. Except where otherwise stated material on this disc may be copied by non-profit PC User Groups without fee provided that there is no restriction published with the article, copies are not used for commercial advantage, and the origins of the material and this permission to copy are acknowledged in the reprinted item.

REGULAR CONTENT

Directory.....	4
Editor's Report.....	5
President's Report	6
Calendar.....	8
Meeting Details.....	9

ARTICLES

Monthly Column: My Life With Computers, <i>by Norman Elliman</i>	10
Feature Article: Music Services, <i>by Adam Turner</i>	12
Article: MelbPC's New 3G Broadband Service, <i>by Harry Lewis</i>	20
Article: Coffee Shop Computer Etiquette, <i>by Mark Tiongco</i>	26

SIG REPORTS

AASIG (MelbPC Newsgroups), <i>Report by Kevin Martin</i>	29
Adobe Video SIG Workshop, <i>Report by Kathy Rouse</i>	30
Casey PC Interest Group, <i>Report by Con Lilley</i>	32
Casey Workshop, <i>Report by Con Lilley</i>	33
Eastsig, <i>Report by Clive Chatfield</i>	34
Beginners East Report, <i>by Bryan Paten</i>	35
Northern Suburbs Linux Interest Group, <i>by Paul Addis</i>	36
Yarra Ranges Internet Group, <i>by Bryan Paten</i>	38

REGULAR CONTENT

Training Schedule	40
Monthly Disc	42

Committee Management & Online Services

OFFICE, MEMBERSHIP, DELIVERIES

Unit 26, 479 Warrigal Road, Moorabbin VIC 3189
(9am-5pm)
Phone: (03) 9276 4000 Fax: (03) 9553 0475
E-mail: office@melbpc.org.au
Office Manager: Dianne Vogt
Sharon Williams

FIRST AID & INTERNET HELP LINE

(03) 9276 4088 (10am-3pm)

This line is answered only when a volunteer is available between 10am-3pm Monday to Friday. Outside these hours please leave a brief message and your membership details. An iHelp team member will call you back when available. Alternatively please refer to the Dial Help listing.

ONLINE SERVICES

Melb PC BBS	(4 lines, up to 28.8 kbps)	(03) 9553 0488
Internet Service	Melbourne Local Access	(03) 9697 4000
Intranet Service	Melbourne Local Access	(03) 9697 4004
Melb PC Home Page	http://www.melbpc.org.au	
Internet Services Page	http://www.melbpc.org.au/isp/	
Internet Help Service Page	http://ihelp.melbpc.org.au/helpdesk/iuser/index.asp	

INTERIM MANAGEMENT COMMITTEE

committee@melbpc.org.au

President

Charles Wright president@melbpc.org.au

Secretary

Ian Rankin secretary@melbpc.org.au

Members

John Swale jswale@westnet.com.au

Bill Ford billford@melbpc.org.au

George Skarbek gskarbek@melbpc.org.au

CONTRIBUTIONS

All authors must lodge a complete submission form (available on our web page) that confirms that the article is previously unpublished and original content, and grants Melbourne PC User Group Incorporated the right to publish the article on one or more occasions on any medium, including print and the internet; the right to edit the article and permit republication by non-profit organisations. If this is not the first publication, the author must have re-publishing rights, and grant Melbourne PC User Group Incorporated the above rights.

Please read and follow the style guide on our Web site.

SUBMISSIONS

E-mail your articles, reports, reviews, and free ads to our email address editorpc@melbpc.org.au. All submissions should be sent as file attachments and they must be plain, unformatted (ASCII) text file or a ZIP file with accompanying graphics. Do not pack them inside self-extracting EXE files.

CLOSING DATE

PC Update magazine closing date for monthly submissions is always the first day of the preceding month.

GRAPHICS

Supply graphics as high-quality JPEG images.

Melb PC Editor's Report August 2012



This edition of PC Update was produced in the worst possible conditions. We started very late in the month. There was no orderly hand-over, and no advance stories stashed away. The designer, Katharine Shade, was new ... for that matter, although I am an experienced editor on other publications, so was I.

We had very little help. Yahya Abdal-Aziz did a little pre-subbing. Roger Wragg, the previous editor but one, gave us a couple of helpful hints.

Fortunately, several SIG reports – for many of us the most interesting material in the entire publication – rolled in. Ian Rankin, despite his onerous duties as acting secretary and volunteer office worker, produced the monthly disk. John Swann, as usual, came up with the monthly calendar.

Our office manager, Dianne Vogt, whose initiative in arranging a better deal with Optus for our broadband modem offering meant there was a lot less disruption than there might have been when the former president pulled the plug on us, liaised with Harry Lewis on an article on the new service which will be very helpful for users.

I decided we should try to start a new monthly column, looking at an individual member's experience with computers:

their passions; disasters; trials and triumphs; indispensable software and hardware; most valuable tips; worst investments ... the list could go on and on. I've made an executive decision that we are going to pay \$100 each month for that column. The first \$100 payment will therefore go to Norman Elliman, who tells us about his experiences helping to set up a computer club in a retirement village.

If you think you've got a topic, and would like to earn \$100, please send me an outline to my email address below.

Following up on the June monthly meeting, where Niv Novak excited a huge amount of interest with his presentation on music subscription services and the Sonos wireless music system, which his company, Playback Systems, distributes in Australia, I asked our freelance contributor, Adam Turner, to do a piece on the return to Australia of the free Pandora service, and the music genome project. If you're a music lover, you'll want to try it out.

We were able to use some material from the collection of articles written for other user groups provided through our membership of APCUG, the international association of PC user groups.

And so, barring last-minute hitches, you're now reading the

August edition of PC Update. If it's early, it's due to considerable effort from a few people, many of them, including myself, already very much over-worked ... and that brings me to the theme of this Editor's Report.

Have you thought about contributing to PC Update?

Would you like to learn how to come up with ideas, interview people, review products and write articles and columns, or, if you're good at spelling, grammar and tidying up other people's writing (you'd be surprised how many professional writers can't spell, don't understand the basic rules of grammar and express themselves rather poorly), doing some sub-editing?

We're going to organise an afternoon where I and others will show you how easy it can be to write interesting articles, and sub-edit copy. Ash Nallawalla and George Skarbek, for instance, started off with PC Update, and they've been published much more widely.

I'm hoping to organise a PC Update SIG, where members can meet regularly to share tips and experiences and ideas for improving our magazine.

Please let me know if you are interested. You can email me at president@melbpc.org.au.



Charles Wright

Melb PC President's Report August 2012

To say that the last month has been challenging is a gross understatement.

While the vote to dismiss the last committee and put the club into the hands of an interim group of honorary life members was necessary – and historic – it was just the beginning of a wholesale rebuilding process that I'm afraid is going to take a lot of time, energy, good will and patience.

As I told the July monthly meeting in a very brief address before I declared the Special General Meeting open —and my report on that event on the MelbPC Conduit blog <http://melbpcconduit.org.au/?p=248> indicates what a drama that was — we came very close indeed to losing what most of us regard as Melb PC's very identity: a body devoted to the concept of members helping members; a fellowship of people interested in computers rather than commerce.

That we avoided that fate was largely a matter of luck. I think we have to recognise the efforts of three people who helped us get lucky. Firstly, Ian

Rankin and Roger Wragg identified the threat to the club of the immediate past president Graeme Potter's wrongly claiming GST — which the club was asked to send to an off-shore bank account — and rightly brought the matter to the attention of the authorities.

Secondly, Keith Younger cleverly engineered Mr Potter's resignation, and his replacement with someone – myself – who the treasurer and his supporters wrongly believed would offer no resistance to their plans. That turned out to be a significant error of judgment.

Keith was a constant support for me in the ensuing battle – and it really was a vicious battle — and I think the club owes him a great debt. A lesser man might have decided that in rejecting his candidacy at the last elections, the club richly deserved the consequences. Instead, he threw himself boldly into its defence. He's going to be moving overseas in the near future, but I hope his wise counsel will continue to be available to us.

One thing is obvious: our rules did not serve us well, and they are going to have to be rewritten.

We would have had to do that anyway, with the new associations incorporation legislation expected to be implemented later this year. But while those model rules will go a long way to preventing what happened to us, we are going to have to make sure that we never again allow people who are virtual strangers to the group to take control; that the activities of the club's executive officers are transparent and untainted by the prospect of financial gain and that members' rights – and particularly the right to be informed – are much better served.

We are going to have to completely revitalise the membership.

For several years now, the majority of members simply haven't been involved. The club runs on a tiny minority of volunteers. We haven't been able to attract sufficient interest and enthusiasm from members to stand for office. We can only do that by making sure that our activities are relevant to today's needs and interests, and by engendering a much more inclusive and welcoming environment.

We must communicate more widely and more effectively.

This crisis has to some extent improved what had become a grievous deficiency. I originally established the president's blog to address the poor, indeed almost non-existent flow of information from the committee to members, and I was surprised and gratified that it quickly became such a rallying point. It also led to a wider knowledge among the membership at large of the newsgroups, and provided details of how to take part. Unfortunately, the sudden explosion in use brought the newsgroups down temporarily, but that has since been fixed.

We must also set about improving communications from members to the committee, from SIGs to the committee, and from SIGs to SIGs. One thing I've realised is that a number of SIGs have made better progress in various areas than others, but the knowledge hasn't been shared.

Casey SIG, for instance, has had much more success in attracting women members, largely because of the efforts

of Jan Weiner and Jan Whitaker. Essendon Daytime SIG has developed a very productive relationship with the local council. I want to try to organise a "SIGs Summit", where other SIG leaders can hear presentations on these topics, and do some brainstorming on how they might become even more valuable to members, and possibly help grow the membership.

We've got to do some urgent homework on the NBN, and see whether it might provide an avenue to offer members a cheap broadband service.

We've got to complete the shift of our Internet servers from Burnley to Moorabbin.

We've got to get a more permanent, internal distribution method for PC Update. I'm coming to the reluctant conclusion that we simply can't afford to have a print copy. I am, however, also exploring the possibility that we could set up a deal with a colour printer manufacturer to offer members who do want a printed copy, a reduced price. I am still quite impressed, for instance, with the Fuji Xerox LED colour printers that I bought

about a year or so ago.

We've got far too many things on our plate, of course, and the interim committee can't hope to address them. It's a strain just generally keeping things together, getting out the magazine, organising the annual general meeting and elections, etc., etc. (When it comes to running a club like this, there are an awful lot of etceteras.)

The incoming committee won't be able to do much either, if we don't make some changes. In my opinion, each committee member has to have a specific portfolio, and they have to organise a small sub-committee of at least two members to assist them, and in the process, train their replacements.

This is by no means an exhaustive list of things that are going to have to be fixed.

I don't mean to be critical of previous committees, but it is clear that we have not been as active as we might have been in identifying problems and solving them, and in seeking out new opportunities. We must be firmly resolved now to do so.

Write and Win Cash!

We need more articles for PC Update.

Get out your word processor and write, and you will be eligible for \$1500 in cash prizes ... twice a year.

And we will teach you how to do it! Read the Editor's Report for details.

First prize is \$1000, second prize gets \$350 and third \$150.

Each article published will be judged by an independent panel.



What's On In August 2012

JS12

Sunday	Monday	Tuesday	Wednesday	Thursday	Friday	Saturday
Colour Codes Black: SIG meetings held at Moorabbin. Blue: SIG meetings held at other locations. Red: Melb PC training courses. Yellow Box: No SIG meeting.			1 Monthly Meeting Moorabbin 7pm Sharp <i>and afterwards the WAFFLE SIG</i> Video Production (Sony Vegas 10am)	2 AdobeVideo (2pm) Ballarat (7.30pm - 9.45pm) Sunbury Daytime (New Users 9.30am) Introduction to Android (Night session 1 of 2)	3 Essendon (Main Meeting 9.30am) Multimedia (MHE) (Wadham House 10am) Build a Website with Dreamweaver (session 1 of 2)	4 Beginning HTML and XHTML Cascading Style Sheets
5 East Workshop (10am - 2pm)	6 Windows (6.30pm - 9pm) Peninsula (Main Meeting 7pm) Programming MS Excel with VBA 2003-07-10 (Night session 3 of 3) Introduction to Quickbooks (session 1 of 2)	7 North East Genealogy (10am - 12.45pm) Advanced MS Excel 2003-07-10 (session 1 of 2)	8 Communications (7pm - 9.30pm) Microcontroller (7pm - 9.30pm) East (7.30pm - 10pm)	9 E-Book (7pm - 9.30pm) NeDay GIG (Photography - Digital Imaging 10am) Sunbury Daytime (New Users 9.30am) Introduction to Android (Night session 2 of 2)	10 Casey PC (Hampton Park 12.30pm - 3pm) Essendon (Open Forum 9.30am) Ripper (Hardware Wadham House 10am)	11 Making Money On The Internet (10am - 12noon) Microcontroller Workshop (11am - 4pm)
12 East Workshop (10am - 2pm)	13 Access (6.30pm - 8.30pm) Linux (6.30pm - 9pm) Peninsula (New Users 4pm) Wyndham (General 7.30pm - 9.30pm) Introduction to Quickbooks (session 2 of 2) Advanced MS Excel 2003-07-10 (Night session 1 of 3)	14 Everything Apple (2pm - 4pm) WASINT (10.30am - 12.30pm) New Users East (7.30pm - 10pm) Advanced MS Excel 2003-07-10 (session 2 of 2)	15 Android (Ivanhoe 10am) Melb PC Marketing (sub-committee 7.30pm)	16 Music (7.30pm - 9.30pm) Bayside (Main meeting 10am) Sunbury Daytime (General Meeting 9.30am)	17 Essendon (Check website for meeting details. 9.30am) Ripper (Digital Photo W'shop Wadham House 10am) Build a Website with Dreamweaver (session 2 of 2)	18 Beginning JavaScript
19 MACE (10am - 2pm) Beginners East (10am - 12.30pm) Genealogy (1pm - 3.30pm) Macedon Ranges (Gisborne 2pm - 4pm)	20 Graphics (7pm - 9.30pm) Nth Subs Linux (7.30pm - 9.30pm) Peninsula (Main Meeting 9.30am Graphics 12.30pm Genealogy 2.30pm) Advanced MS Excel 2003-07-10 (Night session 2 of 3)	21 Windows Advanced (Deploying and Managing Networks 7pm) Wyndham (Multimedia 7.30pm) Introduction to MS Excel 2003-07-10 (session 1 of 2)	22 Video Production (Pinnacle 9.30am) West (7pm - 9.30pm) Database Driven Websites with PHP and MySQL Level 1 (Night session 1 of 2)	23 WMAF Group (7.30pm - 9.30pm) Sunbury Daytime (Maintenance 9.30am. Meeting also held on a 5th Thursday) Writing an Android Application (Night session 1 of 2)	24 Retired and Interested Persons (known as Ripper 10am) Casey Workshop (Hampton Park 10am - 12.30pm)	25 Microcontroller Workshop (11am - 4pm)
26	27 Peninsula (New Users 4pm Add Music To Your Computer) Video Inner East (Bairwyn 7pm - 9.30pm) Advanced MS Excel 2003-07-10 (Night session 3 of 3)	28 Programming (6.30pm - 9pm) North East (Evening 7.30pm - 9.30pm) Yarra Ranges (Meeting 9.15am Workshop 11.30am) Introduction to MS Excel 2003-07-10 (session 2 of 2)	29 Database Driven Websites with PHP and MySQL Level 1 (Night session 2 of 2)	30 Writing an Android Application (Night session 2 of 2)	31 <div> Have A Question Post It On http://groups.melbpc.org.au/~anywhere/ </div>	
		Melb PC Committee				

Melbourne PC User Group Monthly Meeting

WEDNESDAY AUGUST 1, at 7pm

Melb PC Headquarters

479 Warrigal Road, Moorabbin VIC 3189 (Corner Cochranes Rd)

We've seen some dramatic improvements in GPS navigation systems in the past few years ... and an equally dramatic reduction in price.

At the August monthly meeting, Winnie Kwan, Senior Marketing Manager for TomTom, Asia Pacific, will talk to us on the way new technologies are shaping the future of personal navigation.

Winnie will discuss progress in mapping and TomTom's HD Traffic technology, which taps the GPS user community for instant information on traffic conditions. We will hear how these two core technologies support and lead the future of navigation.

She will also explore how the functionality of each device can be enabled through the PC connection, from route planning to personalisation through MyTomTom, as well as updates and connectivity to the Google Maps database.

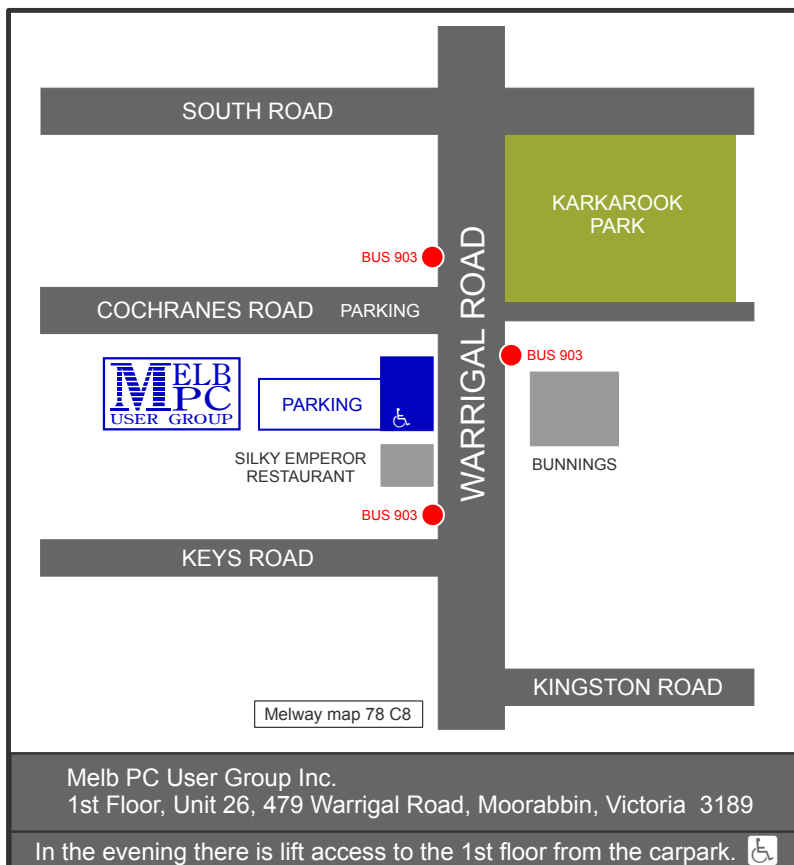
We'll also hear about devices like the Nike+ SportWatch GPS that TomTom partners with the sportswear giant in producing. It links to a Web site that allows you to track your course, time, distance, pace or speed etc., when you go for a run ... or probably more apt given the average age of our membership, a brisk walk.

That information allows you to track a healthier lifestyle in an era where we are all going to be the CEO in charge of our own healthcare.

Those developments are particularly relevant to seniors, who tend to have chronic health conditions that can benefit from regular exercise. AND ... one of us is going to take away TomTom's top-of-the-range GoLive 2050 GPS system, which TomTom is donating to the club.

So come along to Moorabbin for the monthly meeting.

Wednesday August 1, at 7pm.



My Life with Computers

By Norman Elliman

My first experience with computers was in 1987, where to use a computer in my job was to follow instructions in a manual.

This was a networked main-frame system. To connect to it one had to make a phone call and enter one's password.

In 1993 I purchased my first tower PC and began surfing the net. Email was not yet useful to me, as I had no contacts who used it.

Later I used Ozemail and Yahoo! for email, and Mozilla Firefox as an Internet browser. I also tried Gmail, since one can open its [IMAP] emails on just about any computer. As for Big Pond, I now have wireless broadband for my laptop and

tablet. It's very handy if you are moving around.

I moved into a retirement village back in late 1999. Renovations during 2001-2 left a small, almost unusable annex.

Some residents had their own computers, some on dial-up, others – more adventurous – used ADSL. A few of us decided to get together and survey residents about forming a computer group.

A total of 35 residents expressed interest, so we worked out a plan, based on residents' interests and experience with computers.

We decided on necessary equipment: desktops, monitors, routers, adapters, cables, tables and printers, and then costed it

all. One of the conveners had a good deal of computer experience, having done programming, which was very helpful when it came to choosing equipment.

The project became self-funded. We charged members a small monthly fee to cover costs: an incoming telephone line, electricity etc. Some members donated money to finance the project. From memory some gave \$3,500.

Our initial ADSL plan was with Internode, now part of iiNET, and we found their service very good value.

We had the good fortune to have some monitors donated to the group, after a chat with a business that was upgrading its computer equipment. They offered us the old monitors. We were in the world of recycling!



We used those monitors for about four to five years, then recycled them further, some of our members using them in their units to practise on.

We were now in a position to upgrade our equipment, and so we purchased slimmer, flat-screen monitors, and replaced the desktop units with tower units.

The original desktop units came from Green PC in Abbotsford, an organisation subsidised by a government agency. They remanufacture equipment and then sell on to healthcare establishments and pensioners, community groups, low-income individuals, and the general public.

During installation, we established a working group of around six members, which wrote manuals for the learners – and teachers – new to the computer world. We first taught our raw new members how basic computer programs worked, each member copying down the instructions. They loved it when we demonstrated the use of Google and other websites. As they became more experienced and knowledgeable, we introduced them to sending emails.

A young man from a government-subsidised agency came and demonstrated what the future of the Internet held for users, with members getting hands-on experience

of using laptops.

Another innovation was showing television programs and video to the residents. We installed a wide-screen TV set and stereo sound, and on Sunday afternoons we ran a film show for residents to enjoy. It was a pleasant distraction to help while away the afternoon.

The set-up and the group were the envy of the retirement village world. Many village managers came to survey and congratulate us on our achievements. Today, I understand, having a computer room or group is becoming an essential

requirement for villages.

The ages of the residents varied from 65 years to over 90 years. One lady of 93 I know receives and sends almost daily emails to family and friends all over the world, mainly Holland, Canada and the Northern Territory. Within the last week or so, she has had Telstra install Wi-Fi in her unit for her laptop, so that she can do email at home. I have just installed Skype for her so that she can video-call her sister in Holland, whom she has not seen for some years and could only contact by phone and letter.



Music Services



Judging from the way members mobbed Niv Novak after his presentation on Sonos wireless music systems and music subscription services at the June monthly meeting, there is a huge amount of interest in the way our enjoyment of music is being enhanced by new technology. ADAM TURNER reports on the phenomenon, and the return of an old favourite to Australia – Pandora Radio.

The internet puts a world of music at your fingertips, but your choice of streaming music service depends on whether you're after an extensive music library or a personalised radio station.

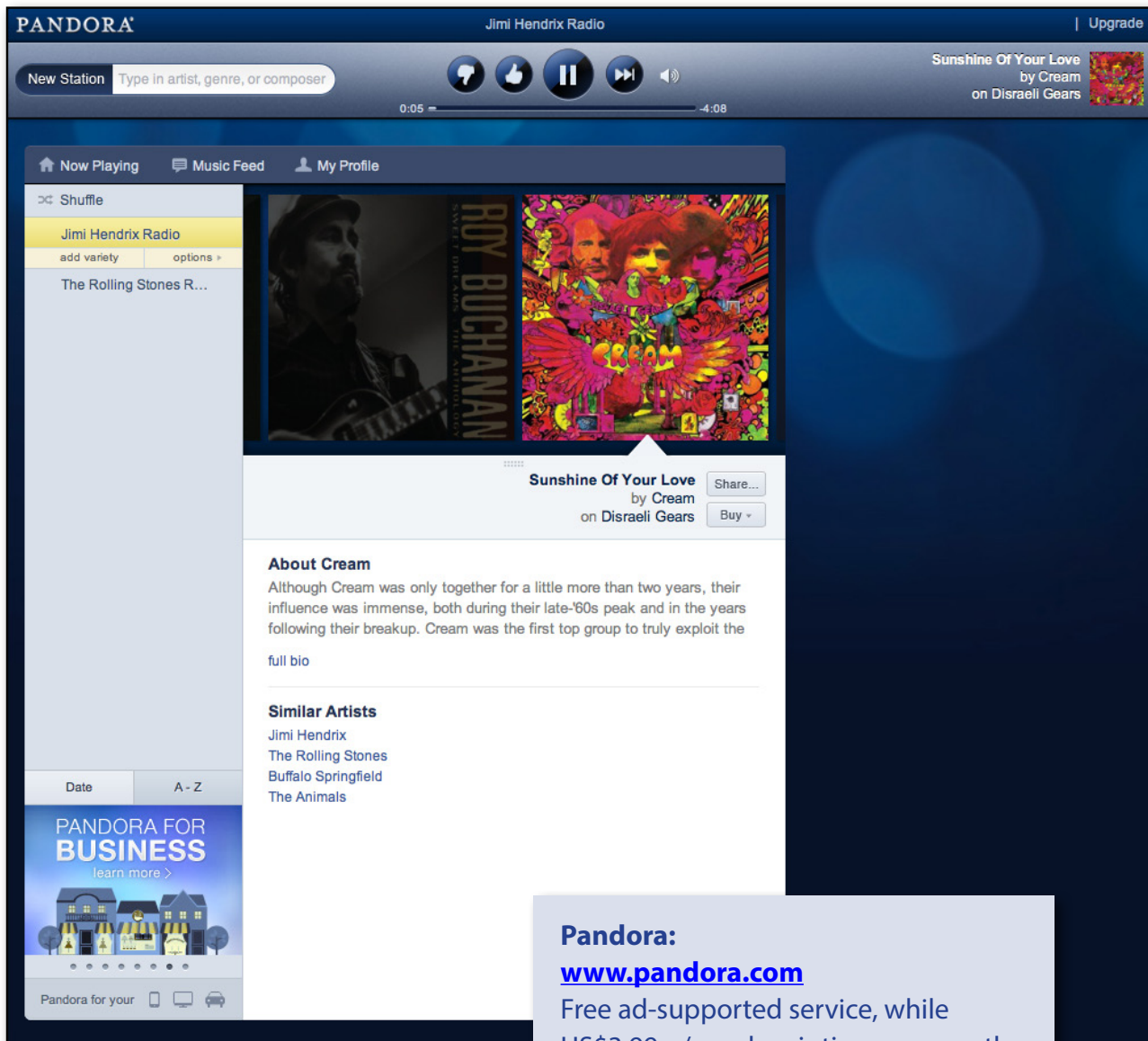
Australia has seen a boom in all-you-can-eat online subscription music services which put millions of tracks at your fingertips for around \$10 per month. There's no shortage of streaming services to choose from and the list includes Spotify, Songl, Rdio, MOG, Deezer and JB HiFi Now.

Subscription music services take the risk out of sampling new artists by letting you legally listen to new music without having to buy the album. They also make

it easy to explore the back catalogues of your favourite artists as well as discover new music.

But not all streaming music services are the same. Those mentioned above let you listen to entire albums from start to end. Some of them also let you listen to genre-based stations.

There's a second category of streaming music services which don't let you listen to entire albums. Instead services such as Pandora Radio and Last.FM focus on the idea of virtual radios stations which are shaped by your favourite artists, your listening habits and the recommendations of others.



Pandora:

www.pandora.com

Free ad-supported service, while US\$3.99 p/m subscription removes the advertisements. Available via a web browser as well as iOS, Android, Blackberry, Sonos, Squeezebox and Boxee. Limited Australian access means you might not find Pandora in Australian app stores.

last.fm
Music Radio Events Charts Community Originals
Inbox Logout adamturner74
English | Paint It Black | Help Music search

Start a new Station
The Yardbirds Radio
You've listened to The Yardbirds 2 times before, but not Rack My Mind. Photo added by minceur
The Yardbirds - Rack My Mind from Roger the Engineer 00:25 -02:47

The Yardbirds
 6,681,704 plays (801,716 listeners)
 classic rock, 60s, blues rock, rock, blues
[Share Track](#)
[Tag Track](#)
[Buy Track](#)
[Send Ringtones to Mobile](#)
 The Yardbirds were a 1962 **british rock** band, noted for spawning the careers of several of rock music's most famous guitarists, including [Eric Clapton](#), [Jeff Beck](#), and [Jimmy Page](#). Jeff Beck replaced Eric Clapton, who went on to the Bluesbreakers. ... (read more)

Similar Artists

From the album

Just a reminder, your free trial of Last.fm Radio will end after you've played 50 tracks. Enjoying it? [Subscribe for only \\$3.00/month](#)
 0 tracks 50 tracks

Your Recent Tracks

- The Yardbirds - Rack My Mind
- Jimi Hendrix - The Wind Cries Mary
- The Doors - Touch Me
- Jimi Hendrix - Long Hot Summer Night
- Stevie Ray Vaughan And Double Trouble - Little Wing
- The Rolling Stones - Brown Sugar

[See more](#)

Your Recent Stations

- The Yardbirds Radio
- Country Tag Radio
- The Neighborhood Radio
- Your Neighbourhood Radio
- Your Recommended Radio

[See more](#)

Your Stations

- Your Library Radio
- Your Mix Radio

Last.FM: www.last.fm

Free 50-track trial, US\$3 p/m subscription. Available via Windows/Mac apps and a web browser. Mobile access includes iOS, Android and Blackberry, but you might not find them in Australian app stores.

If you think of Spotify and Rdio as like owning your very own music shop, then Pandora and Last.FM are more like running your own radio station.

Pandora Radio was one of the pioneers of online music and is finally available in Australia again, after a five-year hiatus due to licensing issues. It's a free advertising-supported service, although a US\$3.99 per month subscription removes the advertisements. Meanwhile a free Last.FM trial is good for 50 tracks, after which a subscription costs US\$3 per month.

Both Pandora Radio and Last.FM let you search for an artist, such as The Rolling Stones, and then create an online

radio station which also features similar artists. You can also combine your favourite artists into a mixed station. Pandora Radio even develops a sense of your musical tastes by keeping track of whether you've given Barry White the thumbs up or Barry Manilow the thumbs down etc. That's part of the so-called Music Genome project <http://bit.ly/J5dmVw>

Last.FM also lets you create stations based on artists, but it offers more flexibility than Pandora Radio when it comes to choosing stations via genre, such as Rock, Jazz or Blues. When you're looking for something a little different you can listen to Last.FM's recommendations, which

The screenshot shows the JB Hi-Fi Now website interface. At the top, there's a navigation bar with the JB Hi-Fi Now logo, a search bar containing 'elvis', and several icons for navigation: DISCOVER, WHAT'S HOT, MY MUSIC, MIXES, CROWD, and LOGIN. Below the navigation bar, the main content area is divided into three sections: Artists, Songs, and Albums.

Artists: A list of artists related to Elvis Presley, including 'Elvis Presley', 'Elvis Presley & The Jordanaires', 'Elvis Costello', 'Elvis Presley; Elvis Presley & The Jordanaires', 'Elvis Perkins In Dearland', 'Elvis Presley & The Imperials Quartet', 'Elvis Presley With The Sweet Inspirations & The Imperials Quartet', and 'These New Puritans'.

Songs: A table listing songs by Elvis Presley and other artists. The table has columns for Song, Artist, Album, and Duration.

Songs	Artist	Album	Duration
Elvis	Bill Hicks	The Essential Collection	2:08
Elvis	Bill Hicks	Arizona Bay	8:05
Elvis	Longpigs	The Sun Is Often Out	4:23
Elvis	Iam	Anthologie IAM 2008	3:43
Elvis	These New Puritans	Beat Pyramid	2:44
Elvis	These New Puritans	Elvis	2:44
Elvis	Johannes Kerckorrel	Ge-Trans-For-Meer	4:48
ELVIS	Kabat	Dole V Dole	3:26
ELVIS	Mikko Kuustonen	Elvis	5:00
Elvis	Los DelTonos	GT	3:08
ELVIS	Siwy Dym	Dwa Swiaty	2:55
Elvis	Freud Marx Engels & Juno		2:35

Albums: A grid of album covers related to Elvis Presley, including 'Elvis Presley', 'Elvis Presley', 'These New Puritans', 'Mikko Kuustonen', 'Elvis Presley History Of Rock And Roll, Vol. 8: Presley, Elvis: Elvis by Request (1954-1976)', and 'Elvis Presley Elvis' Gold Records, Volume 2'.

At the bottom of the screenshot, there's a music player interface with a play button, a progress bar, and a volume icon. A small yellow speech bubble is visible over the player, containing the text: 'JB Hi-Fi Now: now.jbhifi.com.au Basic \$6.66 p/m plan, available via a web browser. The \$8.25 p/m plan adds iOS, Android and Sonos.'

are based on your listening history or what your friends are listening to. Meanwhile “Mix Radio” plays your favourite artists with a few surprises thrown in.

Some album-focused services such as Spotify attempt to offer the best of both worlds by also letting you create stations and follow the listening habits of friends. Spotify offers a free advertising-supported version in Australia, along with paid plans which strip out the advertisements. Whether you lean towards an album-focused service such as Spotify or a cheaper station-focused service such as Pandora Radio depends on how you like to listen to your music.

If you’re more interested in listening to stations than to full albums, it’s worth investigating the range of free alternatives before handing over your money for a subscription service. Many traditional radio stations simulcast online and you’ll find a wide range from around the world via <http://tunein.com> (which also offers a range of smartphone and tablet apps).

If you’re only interested in listening to genre-based stations then you’ve got a wealth of free internet radio stations to choose from, catering to every taste imaginable, and <http://www.live365.com> is a good place to start.

rdio

Adam Turner

BROWSE
Heavy Rotation
Recent Activity
Top Charts
New Releases

YOUR MUSIC
Collection
History
Queue

PLAYLISTS

B.B. King

Albums Songs Biography Related Artists

Universally hailed as the reigning king of the blues, the legendary B.B. King is without a doubt the single most important electric guitarist of the last half century. His bent notes and staccato picking style have influenced legions of contemporary bluesmen, while his gritty and confident voice -- capable More...

RELATED ARTISTS
Albert King Buddy Guy Freddie King Luther Allison Little Milton
Clarence "Gatemouth" Brown Otis Rush Otis Rush Michael Bloomfield

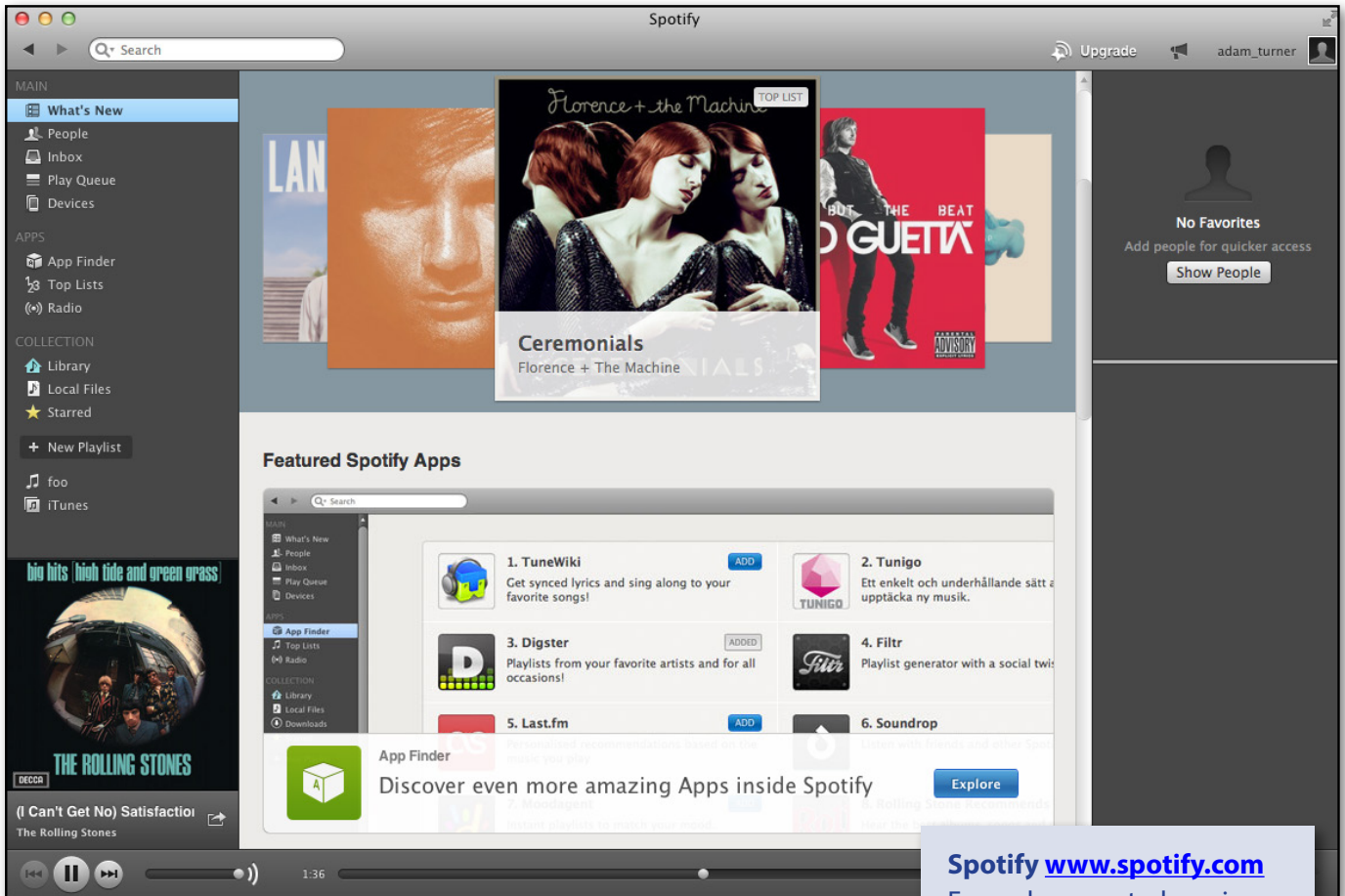
Top Albums

- My Kind Of Blues**
September 1, 2011
18 songs
- Complete Collection**
August 26, 2008
45 songs
- The Thrill Is Gone**
January 1, 2008
18 songs
- Special**
November 16, 2011
18 songs
- The Other Night Blues (40 Originals)**
February 24, 2012
40 songs

Every Day I Have The Blues (1964/Live At The Regal Theater) - B.B. King
0:14

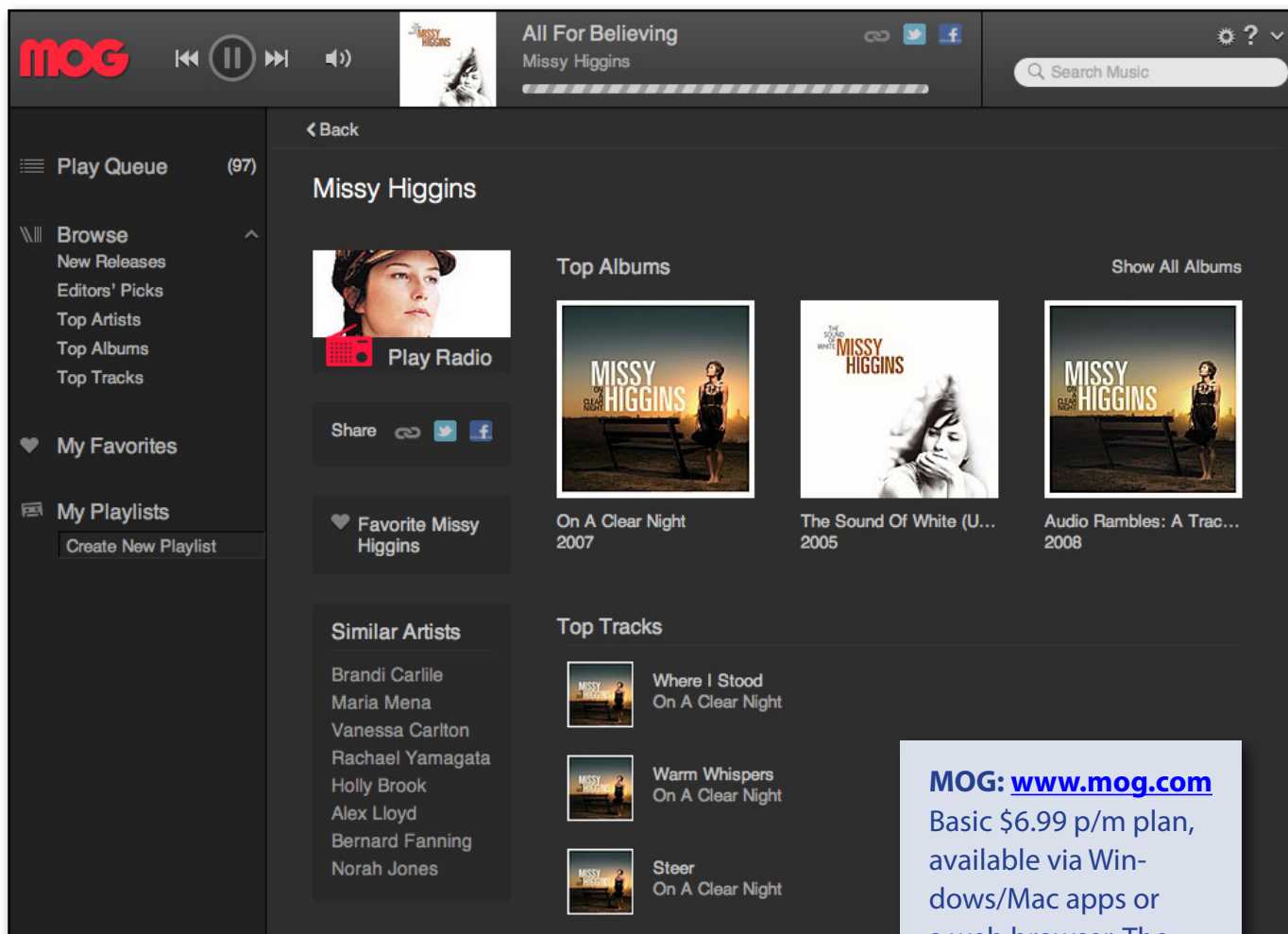
Rdio: www.rdio.com

Basic \$8.90 p/m plan, available via Windows/Mac apps or a web browser. The \$12.99 p/m plan improves the sound quality and adds iOS, Android, BlackBerry, Windows Phone 7 and Sonos.



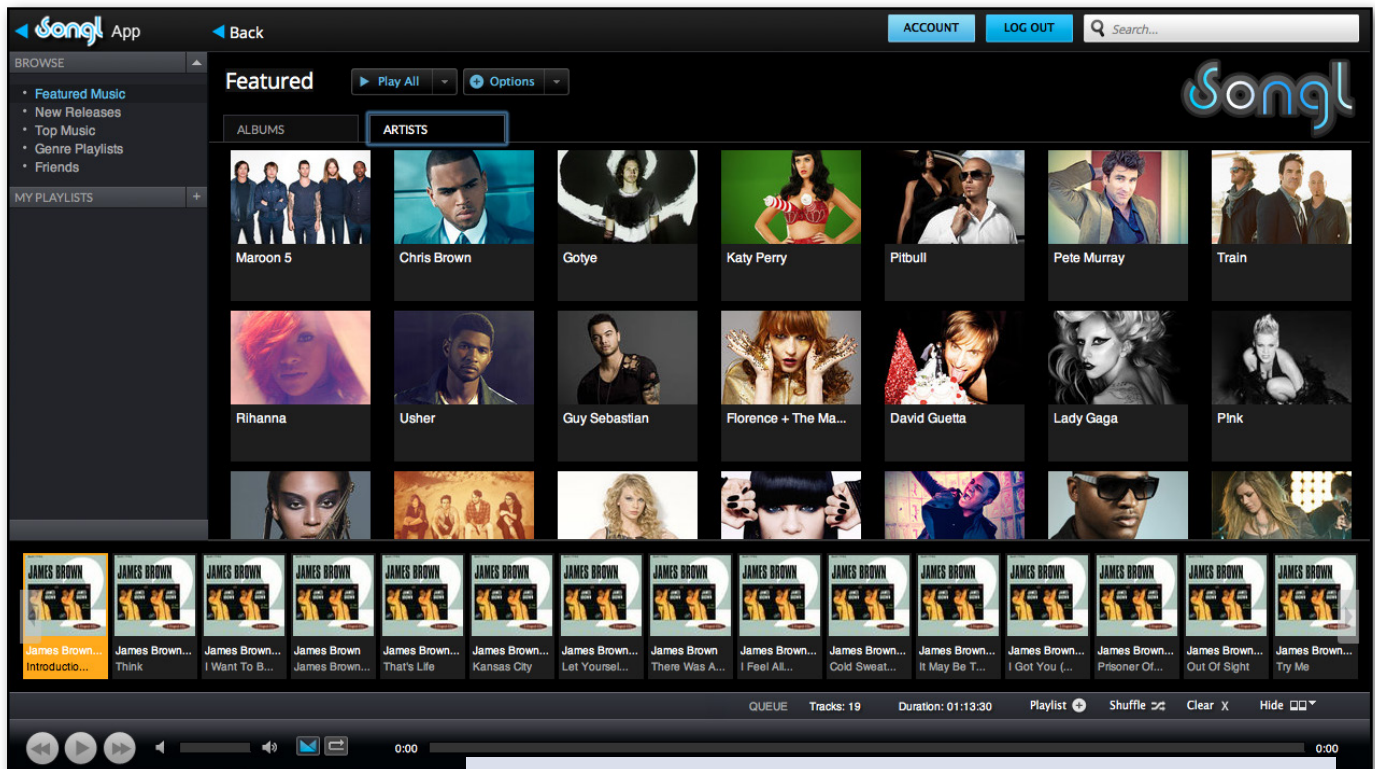
Spotify www.spotify.com

Free ad-supported service, available via Windows/Mac apps but not a web browser. Basic \$6.99 p/m plan removes the advertisements, while the \$11.99 p/m plan improves the sound quality and adds mobile support (iOS, Android, BlackBerry, Windows Phone 7) along with Sonos, Squeezebox and Boxee.



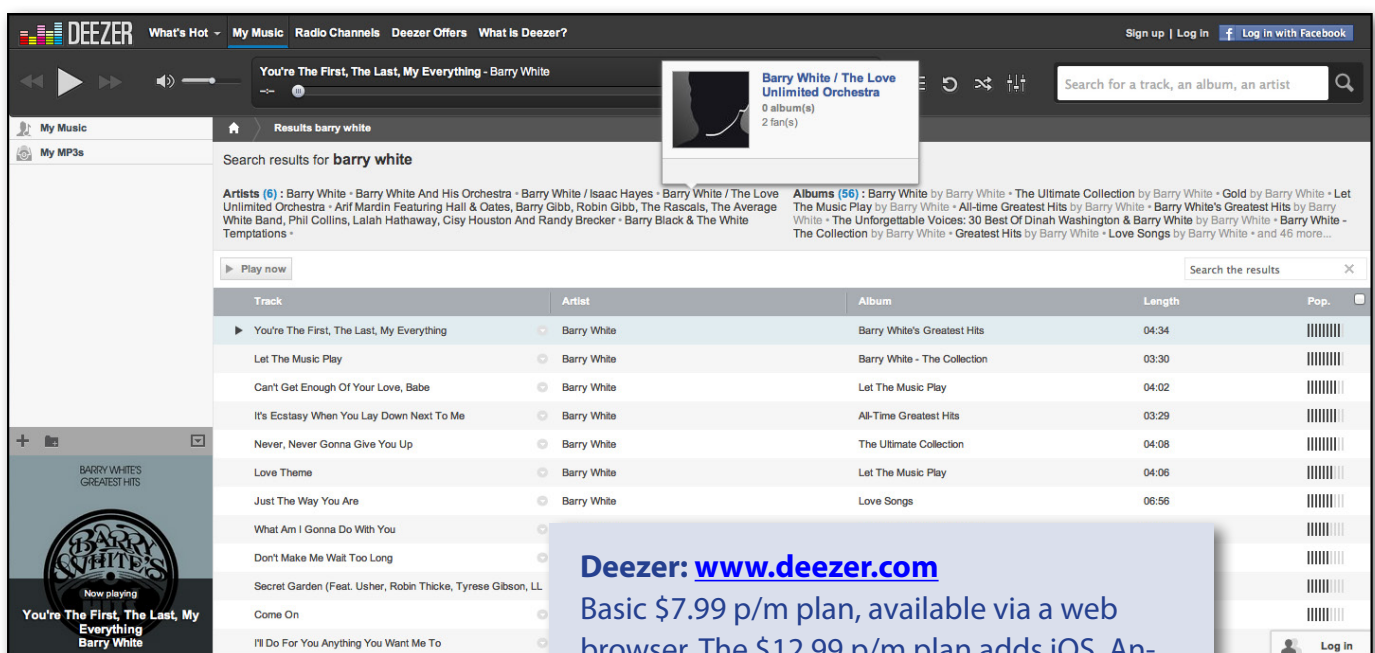
MOG: www.mog.com

Basic \$6.99 p/m plan, available via Windows/Mac apps or a web browser. The \$11.99 p/m plan adds iOS, Android, Sonos and Boxee. Data used is unmetered for Telstra's Bigpond and Next G customers.



Songl: www.songl.com

Basic \$8.99 p/m plan, available via a web browser. The \$12.99 p/m plan improves the sound quality and adds iOS, Android and Sonos.



Deezer: www.deezer.com

Basic \$7.99 p/m plan, available via a web browser. The \$12.99 p/m plan adds iOS, Android, BlackBerry, Windows Phone 7, Nokia, Sonos and Squeezebox.

MelbPC's New **3G** *Broadband Service*

By Harry Lewis

MelbPC has a new broadband service from Optus: Business Mobile Broadband (BMB). It uses Optus's 3G Business network.

The subscription price to members, \$210 for a full year, now includes a modem, SIM and antenna at no extra charge. Members who had already subscribed to our former service with Business Unlimited have been receiving their new SIM cards and modems from the MelbPC Office. The unspent part of their former subscription year is credited to the new service, and has been extended by one extra month in recognition of the inconvenience and down-time they have experienced.

MicroSIMS for tablet computers (such as iPads) are also available, and several members are already using them successfully.

New subscribers are welcome. Just phone the MelbPC Office: 9276 4000.

PERFORMANCE AND SUPPORT

Users report that the new system performs significantly better than the old one. Both services were provided (indirectly or directly) by Optus, but the new one uses the Optus BMB network, which gives our members prior-

ity over the personal users who used to compete with us for mobile bandwidth. An important new facility is a usage meter (described below, and illustrated in figure 4) that gives the user up-to-date information about how much of their monthly allowance they have used. Last but not least, the monthly allowance itself has been increased from 1.5Gb to 2.0Gb.

Telephone support for the basic network connection is provided by Optus and is available 24x7 (phone 133 697; have your service number ready – this is given in a letter included in your introductory package). Access to your usage information is also an Optus service, and if you cannot manage to view your usage after following the instructions, ask them for help.

For all other issues, members should approach MelbPC's Internet Help team: phone 9276 4088 between 10am and 3pm on weekdays, or log your problem [here](#) (be sure to select INTERNET on the form that comes up).

The commonest cause of enquiries to iHelp has been e-mail settings. We give some basic information later in this article. There are many mail programs, and many different settings within a single e-mail account. We have not tried to cover all the details here. If you still need assistance after reading this article, please contact iHelp.



WHY DID WE CHANGE OUR SERVICE?

The reason for this change is that the contractor to MelbPC for the former service, Graeme Potter, withdrew from his contract with MelbPC at short notice (he also informed us that his company, Business Unlimited, had ceased trading). Our Office Manager, Dianne Vogt, managed with heroic efforts to arrange a new (and superior) contract, this time directly with Optus, whereas previously Optus were at two removes from us (between us and Optus, the chain involved an internet wholesale company, M2 Telecommunications, and Business Unlimited). Members who had already obtained modems under the former arrangement suffered a few days' interruption of service, but by now will have received their new modems and SIMs (or microSIMs if that's what they had before).

We all owe a warm vote of thanks to Dianne for her sterling work in arranging the new contract, and also to Sharon Williams and office volunteers for their assistance in getting the modems out to members.

FIRST STEPS WITH THE NEW SERVICE

Here now are some practical suggestions for members who are receiving the new modems and SIMS. In their package they receive a Quick Start Guide from Optus, which they should read carefully. It leads you step by step through the process of setting up your modem and connecting to the internet. Take particular care when you insert the

SIM card into your modem – ensure the gold connectors of the card are facing down (Step 1 of the Guide, and Troubleshooting Tips 3), and that the bevelled corner of the SIM card is on the right, still exposed when the card is in place. (Look at the little image on the SIM card cover.)

If you have to contact Optus for assistance, you will need to give the service number, which starts with 0422, and is listed on the letter from the head of SMB Channel Marketing at Optus, a copy of which is included in the package. You may also need to give MelbPC's address: Unit 26, 479 War-rigal Road, Moorabbin 3189.

MEMBERS WHO WERE SUBSCRIBERS TO THE BUSINESS UNLIMITED SERVICE

You are strongly advised to uninstall the WCDMA Modem or Mobile Partner program that came with your old modem, and then to restart your computer, before plugging the new modem into your computer's USB port. After that follow the steps in the Quick Start Guide.

Don't put your new SIM card into your old modem: it won't work. Use the new modem.

NEW USERS OF MOBILE BROADBAND

If this the first time you have connected to the internet through your computer's USB port, you do not need to uninstall any old programs. But if you have used another 3G modem, or any other network services that use your USB port, it's best to

seek out any supporting program and uninstall it, to avoid possible conflicts. We cannot tell you what that program might be called, but you can bring up a list of your installed programs – in Windows XP: Start/Control Panel/Add or Remove Programs; in Windows 7: Start/Control Panel/Uninstall a program (under the Programs heading) – and scroll down the list to see if you recognise it. (If you don't know what a program

MelbPC 3G USB Modem from Optus

To purchase contact the Office: 9276 4000

For internet connection problems contact Optus: 133 697

For all other problems contact iHelp: 9276 4088

or click here:

<http://ihelp.melbpc.org.au/helpdesk/user/index.asp>

and select INTERNET

does, don't uninstall it!) After uninstalling, restart your computer, then refer to the Optus Quick Start Guide to install your modem.

MEMBERS WITH MICROSIMS FOR TABLET COMPUTERS

When you are installing a new microSIM, you need to tell your tablet computer the APN (Access Point Name) for the new service. If your tablet is an iPad, you can do this by opening Settings from the desktop, selecting Mobile Data [or Cellular Data – the title varies], and then APN Settings. In the first APN field you see in the Mobile/Cellular Data box, enter: yesbusiness

Linux users too will need to enter the APN value manually.

TESTING YOUR NETWORK CONNECTION

Once the modem is set up it's good to check your network connection with a web browser (whatever browser you happen to use; examples are Internet Explorer, Firefox, Safari, Chrome). Just bring up your usual home page, and navigate to another page (refreshing them to be sure that the browser is fetching the information from the web, and not just loading the pages from the local cache). As long as your browser works properly, and loads new material from the web, you are connected to the internet.

Optus is supporting our basic network connectivity. If you find you cannot load new web pages, it's good to wait a few minutes and try again, as the signal can fluctuate. Read the Troubleshooting Tips in the Optus Quick Start Guide. Troubleshooting Tip 4 explains the meaning of the colour of the light on the USB modem, so notice what the light is telling you. Don't rely on the bar-icon at the bottom left of the BMB window – members' reports suggest it does not always give a true picture of the current internet connection. But if you see no bars at all, it's possible either that your SIM card is incorrectly installed, or your account has not been properly registered with Optus.

If your computer is a desktop machine, make

sure the modem is attached to a USB port at the back, not the front. If you have a laptop, try moving the computer from room to room.

The antennas that members purchased for use with their old modems also fit the new modems. Members who did not purchase antennas but did not receive an antenna in the first mailout of new modems can obtain a new antenna on request from the Office at no extra charge. If they have good 3G reception they do not need the assistance of an antenna, which is useful only to boost the Optus signal.

If you still have problems, you can telephone Optus on: 133 697; have the service number ready.

E-MAIL SETTINGS

If you have been receiving and sending e-mail already with another internet provider, you do not need to change the settings in your e-mail program for your *incoming* mail.

The only new setting you need is for *outgoing* mail: the SMTP server setting. Usually this will have matched your old internet connection. (So if it was MelbPC dial-up, the server will be smtp.melbpc.org.au; if it was the previous 3G broadband service from Business Unlimited, it will be rely.wcg.net.au.) Seek out that setting and change it to: mail.optusnet.com.au

Where do you find the right place to change it? It depends which mail program you are using. Here are the pathways to finding it in some commonly-used e-mail programs:

Outlook Express

Tools/Accounts/Mail/Properties/
Servers: Outgoing mail (SMTP)

Windows Live Mail

Accounts/Properties/Servers: Outgoing Mail (SMTP)

Thunderbird

Tools/Account Settings/
Outgoing Server (SMTP) Settings/Edit

Apple Mail

Preferences/Accounts/Account Information/
Outgoing Mail Server (SMTP)/Edit SMTP Server List

iOS5 (iPad)

Settings/Mail, Contacts, Calendars/Accounts/
Outgoing Mail Server/Primary Server

WATCHING YOUR USAGE

Our new broadband service offers a convenient and up-to-date read-out of your data usage – to tell you how much of the current month's 2Gb of data you have used by now. Just click on the 'My usage' menu item on your Business Mobile Broadband screen (third from the left in the blue band in figures 1-3). You are transported to a web page that gives your usage; figure 4 is an example of what you see there.

It may take up to 24 hours for correct usage information to appear after you first install your modem.

The "My usage" button takes users to a website. Members who have MicroSIMs but no Optus modems, or who have Linux, can find instructions for navigating to the website in the Quick Start Guide ("Avoid Excess Usage Charges" panel).

Outgoing Mail (SMTP) server:
mail.optusnet.com.au

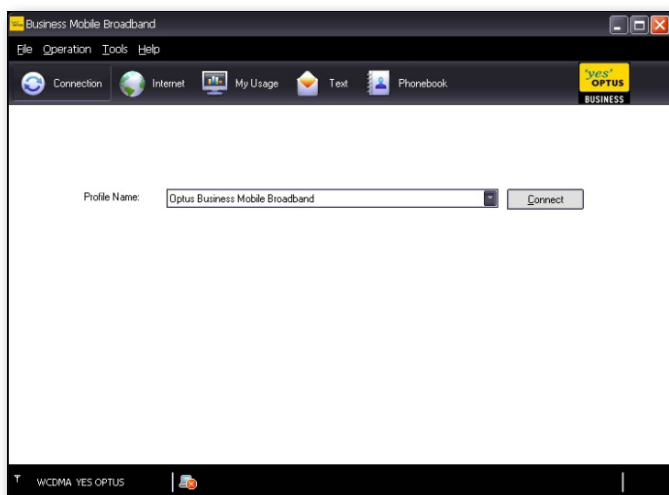


Figure 1. BMB opening screens

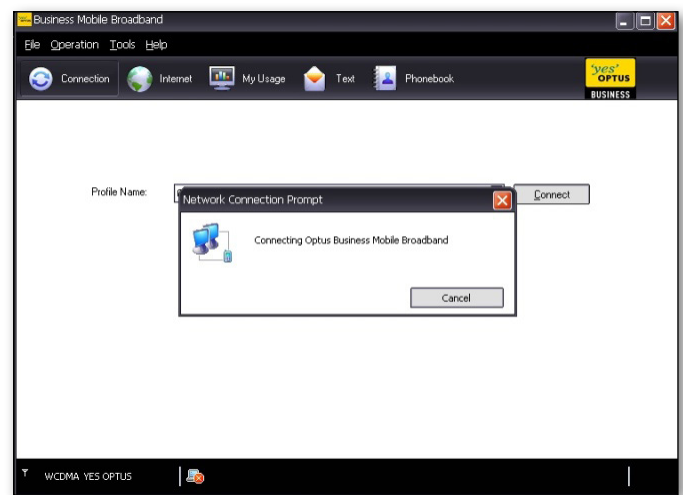


Figure 2. Connecting now

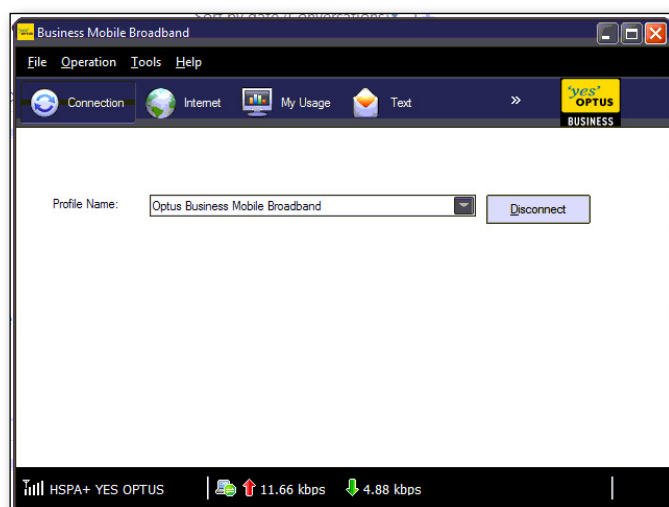


Figure 3. Connected!

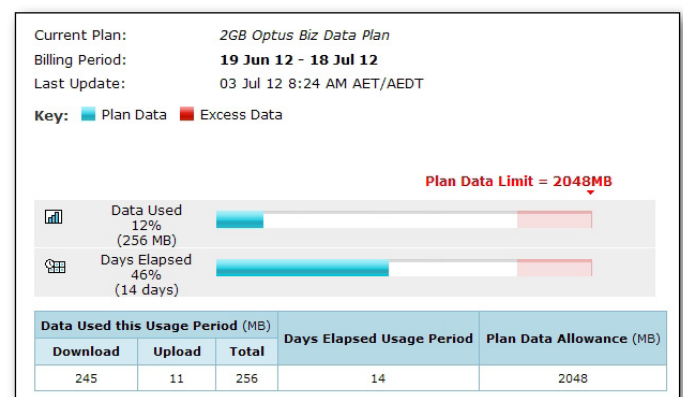


Figure 4. Usage display

MELBOURNE PC USER GROUP INC.

BUSINESS MOBILE BROADBAND



Optus Platinum USB Modem (E367)

12 MONTH CONTRACT 2 GB DOWNLOAD PER MONTH \$210 pa
(Includes Sim, Modem & Aerial)

FEATURES

- Plug n Play installation
- HSPA+/HSPA/UMTS
- 900/2100MHz network compatible
- Rotating hinge
- External Antenna port
- Micro Sim to suit IPAD/Tablets (no modem required)



Customer Care 133 343

Monday – Friday 7am-7pm (AEST), Saturday 9am-5pm, Sunday Closed

Mobile Technical Support 1300 307 937

Open 24 x 7

Customer Care from Overseas +612 8082 5678

(50¢ flat rate per call) Monday – Friday 8am-7pm (AEST)

Mobile Technical Support from Overseas +612 8082 2642

(50¢ flat rate per call) Open 24 x 7

POWERED BY OPTUS BUSINESS 3G NETWORK THAT PROVIDES 97% COVERAGE ACROSS AUSTRALIA

Services may not be available in all areas and connection speeds may vary.

Broad band speed in only 3G areas.

Maximum data allowance per month is 2 GB.

EMAIL: office@melbpc.org.au PHONE: +613 9276 4000

BMB

Optus Platinum USB Modem (E367)



**MELBOURNE PC USER GROUP INC.**

ABN 43 196 519 351
(Victorian Association Registration No. A0003293V)
Unit 26, 479 Warrigal Road, Moorabbin Vic 3189 Australia.
Telephone: (03) 9276 4000 Facsimile: (03) 9553 0475
Email: office@melbpc.org.au
Web: www.melbpc.org.au

APPLICATION FOR MOBILE BROADBAND

MAXIMUM 2GB PER MONTH WITH NO EXCESS CHARGE, RENEWED 1st EVERY MONTH
(Optus Business Mobile Broadband)

Membership Number

Name

Address.....

.....

.....Post Code.....

(Residential address only, "NO" P.O. BOX ADDRESS)

Phone.....B/H.....A/H

Mobile.....Email @

12 Month contract (2GB download per month)

☐

Optus Platinum USB Modem (E367), Sims and Aerials included in price

Micro Sim to suit IPAD/Tablets (no modem required)

☐

\$210.00pa

Signature.....

(Please read the terms & Conditions on reverse)

Pay by: Cheque ☐

Cash ☐

Credit Card ☐

Credit Card Number

.....

Expiry Date..... / /



Coffee Shop Computer Etiquette

By Mark Tiongco

<http://www.geeks.com/techtips/>

Have you ever found yourself trying to get work done at a Starbucks (or name your favorite go-to spot) but can't, because some inconsiderate customer is making it difficult/impossible to get work done?

If so, you're a victim of widespread ignorance of a code of conduct that we might call coffee shop etiquette.

Here's a Miss Manners guide to tactics and acceptable behavior for the growing number of computer users who use their notebooks, tablets, smartphone, e-book readers etc. in cafés and coffee shops.

1) KEEP A POWER STRIP HANDY

Leave a power strip in the car or backpack in case you walk into a coffee shop and see one power outlet with both plugs occupied. Offer to plug your power strip in. Usually everyone is okay with this, as many times there are a few laptop users nearby who would like to charge their rigs. If you want to go compact, you can also find a two or three-plug power strip and just keep it in your backpack/notebook bag/man-purse.

2) SHARE YOUR POWER

The majority of us hardly ever allow our notebooks/tablets to completely discharge, despite the fact that virtually all current notebooks average at least 3-4 hours of battery life. Many can achieve seven to 10 hours of run time. So if you find yourself fully charged and not planning on camping out, offer that plug to that fellow laptop user who might be running on battery fumes.

3) OFFER PART OF YOUR MEDIUM (OR LARGE) TABLE TO SOMEONE ELSE

If you were the unlucky soul to walk into a completely full coffee house, wouldn't you feel good knowing someone is willing to share his/her table? We have to help each other out.

4) INVEST IN A NOTEBOOK COOLER OR LAP DESK

If you arrive at a busy coffee shop and find the only option is a love seat or couch, you'll feel better knowing you won't burn your sensitive bits and possibly endanger future generations. [Or you could look for a new notebook with more efficient cooling.]

5) UNDERSTAND YOUR NOTEBOOK'S POWER CAPABILITIES AND SETTINGS

If you find yourself among the ill-mannered, knowing your notebook's power capabilities enables you to adapt by dimming the screen and throttling down the CPU.

6) BUY A TABLET PC

If you are lugging around a notebook for desultory email checking, casual web browsing and music, think about buying a tablet.

There are good reasons for the explosion in the popularity of devices such as the iPad and Samsung GalaxyTab.

They are lighter, they start instantaneously and they can operate all day without recharging.

7) DON'T BE A SQUATTER

There has been a bit of publicity lately about Starbucks' recent issues with "squatters": people who buy a cup of coffee and then camp out at a table/power for hours. It is technically legal, since the chain offers free Wi-Fi for customers, but it seems reasonable for Starbucks to cover power outlets and eventually ask squatters to surrender their seats to other paying customers.

Out of courtesy and basic respect to your fellow road warriors, you should take a disciplined approach: Get your work done, then relinquish your seat for someone who needs a table. If you insist on camping out for the entire day, the least you can do is buy more than a cup of coffee every two or three hours as a demonstration of social responsibility.



Everything Apple

Convener:

Susan Jensen 9885 7060

Assistant Convener:

Damian Vuleta 9509 9992

E-mail to: applesig@melbpc.org.au
or everythingapple@ausom.net.au

A joint venture between MelbPC and AUSOM. The emphasis will be on Apple iDevices (iPod, iPhone, iPad, AppleTV, Time Capsule Airport Extreme) and helping people understand the Mac environment.


Next Meeting: August 14

2:00 pm

GarageBand on a Mac

Presented by Judy Young

Judy will present an introduction to GarageBand and demonstrate the making of a soundtrack using music, sound effects and voiceover. There will be a question and answer session afterwards.




3:00 pm

General Question & Answer Session

Presented by Susan Jensen

Susan will answer general questions about use of Apple hardware and software.



**2nd Tuesdays, 2.00 pm–4.00 pm
(except January)**

**Moorabbin Interest Group Room
479 Warrigal Road, Moorabbin**

AASIG (MelbPC Newsgroups)

Report by Kevin Martin

August 2012

In the past month the Anywhere Anytime SIG, the fashionable name for MelbPC Newsgroups, has had a large increase in traffic, so much so, that the newsgroup server crashed under its additional workload.

Why was this? Well the short answer is that the newsgroups have been re-discovered as a means of communication between members and the committee.

The long answer is that there was much debate and discussion of the events leading up to the Special General Meeting, from both sides of the battle. This isn't the place to expand. If you're interested, log on to read all about it.

Many people (particularly past and present committee members) who seem to have forgotten that the newsgroups existed for many years, resumed contributing to the discussions. It was a refreshing change which we hope will continue.

Outside of the "big debate" the discussions covered a lot of ground, as they usually do, with members logging in to send comments and questions at just about every time of day.

For example:

Discussion of finding a source for small screws: "Small screws, typically defined as the diameter where the ... there are countless new products that require small screws – cell phones, e-readers, hard drives, hearing aids, laptop computers, microscopes – good eyesight, including visual aids such as magnifying glasses and microscopes".

Potential sources given were \$2 shops, Jaycar, optometric shops, computer shops, swap meets, The Reject Shop and of course your junk drawer.

There was a wide range of other topics:

- Rules to live by.
- See-through toasters.
- Debate on the desal plant.
- Birthday wishes for Roy Smith's Mother in Law. She is now 98.
- Rain alarm software.
- How to choose grades of leather for furniture.
- Standby and power-saving power boards.
- HDMI cables.
- Scientific experiments.
- Big Pond incorrect charging – very common?
- Another instalment of Judy Bednar's domestic plumbing issues.
- Fukushima nuclear power station.
- Energy price increases.
- Bank credit card issues.
- Black holes.
- Digital radio.
- Indoor TV antennas.
- eReaders.
- Possum damage in the garden.
- Choice magazine website down.
- Claude Wispelaere's (late long-time Melb PC member) son released from USA prison, but didn't want to come back to Australia.
- Tour de France and the tacks episode.
- Melb PC rule change discussion.
- Dishwasher hose problems.
- USB flash drives.
- LED lighting.
- Of course there were the inevitable jokes and video links and much, much more.

Adobe Video SIG Workshop

Report by Kathy Rouse

5th July 2012

STEAM TRAIN ON MALMSBURY VIADUCT

Richard Balsillie did a great job of showing us how he had taken a photo of a train on a viaduct and, using tools in Photoshop Elements and then in Premiere Pro, was able to animate the train so that it travelled across the bridge issuing puffs of smoke. It looked terrific. Richard's effort was all the more impressive for doing the demonstration using CS6. He had never used the CS6 version before and many of the tools on the workspace look and, at times, behave quite differently from those in earlier versions.

He showed us how he extracted the train using selection tools and the eraser, and then saved the train as a PNG file, which can be imported into a Video Editor with a transparent background.

The clone tool was then used on the original photo to replace the train with more of the sky background.

He then created a puff of smoke using the marquee tool with a large feather and a fill of light grey, and saved this file as a PNG file.

The three files were then imported into Premiere Pro and, using multiple video tracks and

keyframes, Richard created a sequence where a stream of smoke appeared to come out of the train's chimney and travel along the length of the train. This sequence was then nested into the sequence that held the edited photo of the Malmsbury viaduct and then animated so that the train travelled along the bridge.

After Richard's impressive demonstration, I gave a quick view of how this could be achieved in Premiere Elements. As the procedure is a little involved and is slightly different depending on the video settings that you are using, I won't go into detail here. If anyone experiences problems with this or a similar effect in Premiere Elements where a video clip with transparent background needs to be exported, please feel free to contact me and I will try to walk you through the steps involved.

SAVING SPACE ON YOUR C:\ DRIVE

I was concerned about the small amount of free space on the C:\ Drive of the computer we use at the club. George Skarbek showed the group how we could retrieve some additional space. As video editing can result in taking up a lot of room on our hard drives these tips should be of use to all of us.

SAFE SETTINGS FOR AUTOPLAY

At home, most of us have our computers set to perform certain tasks when a USB drive or DVD is inserted. It may be that the media player of your choice starts playing a video, or your photo editor opens up the photos on the storage device for viewing or downloading.

As John Thomson pointed out to me recently, this may present a security problem when allowing anyone to insert a device into one of our SIG's computers. To change how your computer acts when a device is connected or to stop autoplay from performing:-

- Type **AutoPlay** into the **Start>Search** box.
- Click on **AutoPlay** in the left-hand side and here you can choose what happens when you insert media or devices.
- If you uncheck the option to **"Use Auto-Play for all devices"**, then when a device is connected nothing will happen.

You will then need to navigate to the device in Windows Explorer [**Windows Key**]+[the '**E**' key]

Right-click on the drive or disk to see all your options. Select **open** to explore the contents.

Here are just some of George's tips. The steps apply to Windows 7 but should be similar in XP and Vista:

- **Run the Disk Cleanup tool.** There are a number of ways to get to this tool. One way is to type "**Disk Cleanup**" in the search bar when you click the **Start** button, and then click on the name that appears at the top of the list on left-hand side.
- Select the drive you want to clean up. (C:\) Drive being the usual selection and click **OK**. Disk Cleanup will take a while to calculate how much space can be freed.
- When it has finished its calculations click on the button "**Clean up system files**" which will include the files from all User accounts on your computer and then in Disk **Cleanup: Drive Selection** again click **OK**.
- Now scroll down the list of Files that can be deleted and add a tick to any that you want included, paying particular attention to the size of the files. (I would usually include files in the Recycle Bin and all Temporary files.) You will be shown the total amount of disk space that you will gain.
- Before running the clean-up click on the **More Options** tab. Here you can save a lot more space by removing programs you no longer use, and if you remove all but the most recent **System Restore** points you will also gain more space.
- Click on **OK** and you will be asked if you want to permanently delete these files. Click on the **Delete Files** Button.

If you feel that you need to free even more space on the C:\ drive, consider the following options.

- **Move the paging file from the C:\ Drive to another drive or partition.**
 - **[Windows Key]+ [Pause Break Key]** takes you to the System tools. Click on **Advanced system settings** in the left hand side.
 - In **System Properties** hit the **Settings** button under **Performance**. Then click on the **Advanced** tab and under **Virtual Memory** click on the **Change** button.

- Untick "**Automatically manage paging file size for all drives**".
- With the **C:\ Drive** highlighted change from **System managed size** to **No paging file** and click the **Set** button. When you are asked if you want to continue, say **Yes**.
- Then with another drive highlighted, still in the **Virtual Memory** box, tick Custom size and in the **Initial size** put the size of your RAM(this will be the same as the paging file size you had on **C**) and for the **Maximum** size put up to double the **Initial** size.
- Click **OK** to exit all the boxes and restart your computer for the changes to take effect.
- **Change the location of the Temp files folder to another drive.**

You will find instructions for this on the [Microsoft Answers Site](#).

MEMBERS' VIDEOS

Ian Matthews showed us two examples of animations he had created. One was made with some balloons created in PhotoShop and then animated in layers in Premiere Pro. The second one show an introduction to flamingos, where the introduction screen came together like a jigsaw puzzle to show a still shot of a mass of flamingo legs which then started to move.

It was very impressive and I am sure we will want to view them again, at a future date, and have Ian explain the process to us.

Richard Balsillie showed us two videos that were identical, but had different colour treatments and audio backgrounds. One was cheerful, with bright colours and pleasant music. The other was gothic with two-tone cold ice colours and more downbeat music. It goes to show how much colour and background sounds affect our perception of a video.

June Furness showed us a video of a tour of Channel 9 studios that looked very interesting. June was unhappy with the poor quality of the still shots taken inside. It was largely thought that the camera used was probably not very good for

taking pictures inside. However, June may get more useful advice and tips from one of the photographic SIGs.

Not surprisingly, with such a full session, we did not have time to view all of the member's videos, or solve some of the problems some members are having.

So please bring your work along next month and we will try to view your creations and solve your problems.

Convener – Kathy Rouse

Phone contact: (03) 9580 6386

<http://member.melbpc.org.au/~adobevideo>

NEXT MEETING: AUGUST 3 2012

- We will look at some of the features in Adobe Encore and I will show you how to create playlists and chapter playlists for menus.
- We ran out of time this month for a look at how to use Window's 7 **Libraries, Jump lists, and the new Task Bar**. I will try to explain how these work and how they can help us organise our workflow.
- Bring along anything that you have been working on that you would like to share with the group, and any new cameras or other hardware items you might like to show us or on which you may want some advice.

Casey PC Interest Group

Report by Con Lilley

June 2012

BURNING CDS WITH WINDOWS MEDIA PLAYER

The first topic was a demonstration for beginners of burning CDs using Windows Media Player. Due to the absence of a previously scheduled speaker, Con Lilley was asked to give this presentation. He admitted that he was not an expert on the subject, but had found it easy to learn and use in a week. Con had brought along a netbook which did not have the right connection for the projector, but Henk Visscher kindly made his laptop available.

Media Player is a part of the Windows Media Centre. When you set it up, Media Player first creates a media library – a database of all your music files or “tracks” – and then goes to the Internet to find further details for each track, such as CD album covers, artist details, track listings etc. This activity may seem a waste of time for people who only want to copy one track! Fortunately Henk had few music files on his hard disk, which sped up the media library creation.

The media library may also be confusing for users, since music on your PC is already filed in its own separate folders. *[The library gives a different view of the same music files; it ignores the folder*

structure on your hard disk, and instead organises these tracks by artist, album, style, popularity etc – Ed.]

EVERYDAY COMPUTING – AND BACKUP

Philip Rocke then spoke about what he uses his PC for every day, noting the backup techniques he employs to preserve his large collection of photos and music gathered over many years.

THE FUTURE OF MELBPC

We had a visitor, Keith Younger, a former MelbPC President and Committee member, who spoke about present difficulties between the current President and Committee members. He encouraged members to think deeply about the future of the User Group and if they were so inclined to support a petition for a Special General Meeting of members to make changes to the Management Committee.

HOW TO START A BEGINNERS COMPUTER GROUP

Our main speaker, Norman Elliman, then spoke of his personal experiences in starting a begin-

ners computer group in a retirement village. He described the difficulties in getting residents, who previously had only used their computers by themselves, to meet together as a group, and the group's eventual success once enough people had become involved.

Q & A

In our usual Q & A session, some questions were asked from the floor and dealt with in general discussion. *[Whenever possible, we encourage members to submit questions before any MelbPC meeting, to enable better preparation of answers – Ed.]*

Casey Workshop

Report by Con Lilley

May-June 2012

In both May and June we had about a dozen people present, most with their own laptops. Some were intent on learning more about computers, others on finding out how they could access the web.

In May, two members brought along their newly acquired, pre-loved laptops, running on Windows XP, although many in the group have moved on to Windows 7. With Wireless access to the Internet at the venue, we were quickly able to download programs for scheduling fundamental housekeeping activities, including antivirus protection, clearing temporary files and speeding up systems that had slowed down.

In June, we had some initial problems access-

ing the Internet. There were some newcomers who were just starting on the learning process before gaining the confidence to work on their own. Others from previous weeks focussed on learning more about their individual systems, before making the financial commitment of signing up with an Internet provider at home.

There were as usual, some different and interesting problems and most were resolved on the day. The session progressed with hardly any breaks – and some of those present did not even have time to stop for a chat or a cup of tea!

Once again we must thank those who do the mentoring and provide assistance for this Workshop.



Eastsig

Report by Clive Chatfield

July 2012

Paul opened the meeting at 7:45, welcomed a new attendee and handed over to George for Q & A:

1: The DNSChanger trojan was due to affect infected computers on July 9. Did this happen and what effect if any did it have?

It did happen but with very little effect. (For details re DNS and the trojan, see Eastsig June report).

2: Is there software available that allows Android apps to run on a Windows PC?

BlueStacks App Player, currently in beta form, runs Android apps full screen on Windows PCs and tablets.

3: How do you remove the trial version of Windows 8 from a computer?

If it's on a separate partition, format or delete the partition. Use Control Panel>Administrative Tools>Computer Management>Disk Management. A word of advice to anyone deciding to try Windows 8: do not install it on the C:\ drive; either run it in a virtual machine or install it on a separate partition. It's unwise to upgrade an operating system to a beta version.

In any case, for most users, the operating system is not important. Don't upgrade the system just because there's a new one out; consider what will be gained versus what will be lost. For example in upgrading from XP to 7, apart from cost, a full day's use, probably two, will be lost. Since 7 isn't an upgrade – it *replaces* XP – software must be reinstalled and all data must be backed up before the changeover. Word won't run any faster, nor will internet as its speed is limited by ISPs and browsers, games won't run faster; Windows 7 has no Outlook Express and there might not be suitable drivers for some of the older hardware – e.g., some printers and scanners. The question for users is this: are the gains the new system might provide worth it? Unless there are features that really are needed or new software that requires Windows 7

to run, don't make the change; leave it to when you build or purchase a new machine.

4: In view of the fact that, before long, XP will no longer be supported by Microsoft (<http://bit.ly/PglPqj>) what's the best upgrade?

At present, Windows 7 (not an upgrade – see above). In beta form, Windows 8 doesn't seem to offer much over 7 and is 'patchy'. Windows 8 is due for release in October and there is some suggestion that it might be available as an upgrade (replacement?) for XP, and above for as little as \$40.

In a presentation that attracted considerable interest and discussion towards the end, Stewart Bedford began by showing how computers have shrunk from a roomful of heavy, expensive equipment down through desktops, laptops, tablets and on to smart phones, pointing out that, as a PC user club, we must be conscious that the younger generations will not be using desktop/laptop PCs as we know them but instead, tablets and fully functional mobile phones.

Current mobile phones that aren't even smart phones have the power of the computers used to send a man to the Moon in 1969, and a Sony PlayStation costing around \$300 has the power of the military supercomputers of 1997. Stewart's demonstration using his Samsung Galaxy Note smart phone [Editor: perhaps a clever hybrid of phone and tablet at] included Google Sky Map, apps opening up a world of information in newspapers and books, including a document scanner and business card store, an app using the inbuilt GPS to monitor walking distance and time, apps showing nearest railway stations with departure times, Metrail and Metlink timetables, and an app which receives internet radio stations.

Following the break, Cindy Perry gave an entertaining presentation of the free program Rocket-Dock, which arranges application short-cuts and running tasks on a taskbar-like dock that can be

placed at any edge of the desktop.

It is readily set up with a choice of Mac-style themes, in particular, the theme Cindy demonstrated: Running the mouse pointer along the bar enlarges the icon, popping it up (or down or across, depending on the dock's position on the desktop) with a 'bubble' effect and showing its name. Icons when selected can also be made to bounce if desired.

Font, font shadowing, icon resolution and zoom are all selectable. Icon size depends on the number present and icons can be dragged and dropped readily to different positions on the dock.

Cindy has made a directory called 'Taskbar' and has arranged her program shortcuts in different categories in it so that, when it pops up, required programs are easy to find without having a desktop cluttered with icons. While RocketDock doesn't automatically pick up icons from the desktop or taskbar, the icons can be dragged and dropped onto it as required.

(For downloads including add-ons and icons go to www.rocketdock.com)

Other dock type programs Cindy has tried include ObjectDock, which she found somewhat difficult to use.

Beginners East

Report by Bryan Paten

June 17th 2012

There was a good attendance at the June meeting. There were no new members or visitors, but plenty of existing members turned up.

RECENT ACQUISITIONS

Marianne's acquisition of a new laptop with Windows 7 Home Premium was the only new hardware and software acquisition. An upgrade from Office 97 might be next on the list for Marianne.

QUESTIONS & ANSWERS

Questions addressed to Dave included Marianne asking about partitioning her new laptop's hard drive. Dave suggested that Acronis disk director was one recommended option, however Windows 7 also has a built-in utility. Go to Control Panel, Admin Tools, Computer Management, Disk Management and then right click on a partition to shrink it and allow an additional partition.

A question about how to access Mailman prompted a complete demonstration by Dave of the various features of the program, including how to unsubscribe if you wish to leave the facility or change your e-mail address. He also showed

how to subscribe with your new address. Alternatively if you are not confident enough to do this yourself, ask Dave or Bryan and they as the moderators for Mailman will do it for you.

RECENT SCAMS

Dave then gave the meeting an insight into the DNS Trojan and the role the FBI and the Australian government have played in the hackers' alternate rogue DNS server.

To test for the DNS problem, Google "DNS changer" and click on the Australian government site to see if your computer is infected. If it is (shows up in red). get the Avira free tool (<http://bit.ly/cwR0id>) to remove the infection.

Dave also highlighted the need to apply patches, especially after Microsoft's monthly "Patch Tuesday". **Note:** Hackers get the same information we all get on Microsoft's patch Tuesday (Wednesday here in Australia) so we need to download and install the updates as soon as they become available.

General advice to all members is to try to avoid scams by practising some basic self-disciplines:

AVOID clicking on any links contained in scam

e-mails. Instead, type in your bank's details or set up your own bookmark.

PRESENTATION

1. Dave demonstrated some of the features available from Google Maps, including being able to drag the "little man" icon to an address to access "street view".

Dave showed how he has used this feature, and geo-tagging (a feature which is now available on many new mobile phones) for his SES work, and suggested that both were useful features.

2. The main presentation was Dave's coverage of Internet TV / radio and just what you can download for your digital or smart TV set. He advised members to be wary of some retail consumer goods sales people spruiking the Ethernet connectivity of some of the sets they are selling. Make sure you know just what you are getting and what your TV can handle.

He explained the different broadcast options, including streaming (continuous stream) and download, where you may need to get the whole file before playing it. He warned that we need reasonably fast, consistent broadband speeds for these services, and advised keeping a close eye on data allowances.

Catch-Up TV is easily available from the stations' websites. ABC programs can be viewed up to two weeks after they broadcast via www.abc.net.au

Audio downloads are usually MP3, and he suggested Quickflix in Australia for audio downloads.

Take some time to have a look at www.australianliveradio.com or www.abc.net.au for a great range of live radio, even when you are in the country or interstate.

Other opportunities include www.onlineradiostations.com and www.radio-directory.com

Northern Suburbs Linux Interest Group

Report by Paul Addis

July 2012

Unusually, there was no new material for the group repository this month. The Hands-on Help session was also quiet. Presumably, some of the little birds needing help have migrated north for the winter. We look forward to their return.

A question about Grub 2 started a lively discussion in the Question and Answer session. The question related to multiple boot options, and there was no clear answer because the ability to select one of multiple boot options depends on the distribution hosting Grub 2. The discussion segued into the problem that Linux faces with UEFI and secure boot. It appears the keys that allow machines to securely boot will mostly be controlled by Microsoft. It is not clear how com-

puters will react to requests for keys to secure boot machines that have no Microsoft product installed. At least two distributions are investigating whether it is possible to secure boot without a Microsoft-provided key.

Nick Vespo spoke about the release of Android 4.1 (Jelly Bean) and the Google Nexus 7 tablet. The tablet has a quad-core processor and a 12-core graphic processing unit. It has been announced as available for sale in the USA, Canada and Australia, although retailers here do not yet have stock (Ed.: Many places have advertised the Nexus 7 for \$319, including CentreCom, MLN, etc). It is possible to order the device from the United States, at a price of \$US199, to which should be added shipping costs etc. Local pricing is not yet known. The

BlueStacks team have announced plans for their product to support a combination of Windows 8 and Android.

Nick then showed extracts from the video of the Google I/O conference. The first item was a demonstration of Android 4.1, including a side-by-side comparison of Android 4.0 and 4.1.

Jelly Bean was shown to be faster and smoother on the same hardware. Other features were also shown, including improved prediction when typing; voice typing; improvements to notifications – including expand and collapse; voice search – allowing the user to ask a question and see the result; and Google Now – which gives access to current information, such as traffic conditions, public transport information, places, next appointment, flights and sports information. The Google Nexus 7 runs Android 4.1 – of course.

David Hatton introduced a short session titled “CLI Corner”, expected to be a regular 10 to 15-minute feature in future meetings. This evening’s session was titled “Getting Started With CLI”.

The Command Line Interface (CLI) is an alternative to more elaborate desktop environments such as KDE and Gnome. If a desktop environment is already active the CLI can be accessed via a terminal session, also known as using “the shell”. The shell can also be accessed as another desktop instance by using the key combination Alt+Ctrl+F2 (or F3 to F6). After using the shell, the user can return to the original desktop via Alt+Ctrl+F7. The Command Line Interface uses typed commands, which it interprets and displays the results. It works in Linux and Unix, and may also work in Mac OS and Windows. In Linux it works even if the GUI does not, and it uses only a small amount of machine resource. It is needed if the machine is booted in single-user mode.

The CLI works in the context of the Linux file system, which is a single system including all storage devices. The system is based on the root

directory (symbol ‘/’ without the quotes), and the hierarchy descends from that point. The users’ files are under the /home directory, e.g. /home/nslig. It is worth remembering the ‘dot convention’: files and directories starting with ‘.’ or ‘..’ are usually not displayed.

The following are some of the commands that work against the file system:

pwd – lists the contents of the current directory;
mkdir – creates an empty directory
rmdir – deletes a directory (but only if it is empty);
cd – changes the working directory. cd by itself takes the user to his/her home directory;
ls – lists the files in a directory;
man – the manual page (used for extensive help).

THE PUZZLE FOR THE MONTH

The current working directory is /home/fred. With one command, create the directories /home/fred/notes and /home/fred/notes/work.

The solution will be discussed during the August meeting.

AFTER THE SOCIAL BREAK

David Hatton spoke about Fedora 17.

This release has lots of updates. A ‘better’ tool for updates is yumex (yum extended). If using the Gnome desktop, install the gnome-tweak tool. After that, the advanced settings dialog is shown. The Live CD for Fedora 17 does not include an Office package (such as Libre Office).

If full multimedia functions are required, it is advisable to include the rpm-fusion repository in the list when downloading software. It can be found at <http://rpmfusion.org>, together with instructions on setting up access to the rpmfusion repository.

David demonstrated some of the Fedora facilities, but does not recommend it for production use at the moment.

It was, once again, a stimulating and successful meeting.

Yarra Ranges Internet Group

Report by Bryan Paten

July 2012

Bryan took a slightly different approach at the July meeting by revealing some of the freeware downloads that are available through Gizmo's freeware via <http://www.techsupportalert.com/>

Samples of some of the freeware that is available, are listed below. In addition we also looked at the 25 "worst possible" passwords, and Shane told us about his new acquisition: a laptop with great specs, including 16GB of RAM.

HOW TO DISABLE ERROR REPORTING IN WINDOWS 7

When a program or the operating system hangs or crashes, Windows 7 sends an error report to Microsoft by default. It will also spend time looking for a solution. In my experience, it never seems to find one. If you find the error messages and the delay in closing down a hung application annoying or have concerns about privacy, you can turn off error reporting. Here's how you do it:

<http://bit.ly/JK5tGA>

The screenshot shows the homepage of 'gizmo's freeware'. The header features the site logo, tagline 'The Best Freeware Reviewed and Rated', and several award badges including 'The #1 Most Bookmarked Freeware Site' and 'The Top 100 Web Sites of 2010'. A navigation bar contains links for HOME, MOBILE APPS, HOT FINDS, TECH TREATS, TECH TIPS, POPULAR, NEW POSTS, NEWS, FREWARE FORUM, and ABOUT. A search bar is located in the top right corner.

The main content area is divided into several sections:

- GET OUR LATEST TOP PICKS:** Includes a subscribe form for the RSS feed and social media links for Facebook and Twitter.
- Gizmos Freeware Reviews:** A central section with a description of the site's purpose and a list of featured reviews including 'Best Freeware Lists', 'Freeware Categories', 'Security Wizard', and 'Search'.
- PICKS OF THE WEEK:** A list of weekly featured items such as 'Free Game of the Week', 'Website of the Week', 'Finds of the Week', 'Wallpaper of the Week', 'Firefox Extension of the Week', 'Android App of the Week', 'iPhone App of the Week', and 'iPad App of the Week'.
- NEW ARTICLES:** A section for recent articles, with one example titled 'Simple, Portable Freeware Scans' dated 07/29/12.

At the bottom, there is a 'Printer-friendly version' link and a 'Login' button.

TRICKS TO RECOVER LOST FILES IN WINDOWS 7

OK you've deleted a valuable file in error and it's not in the recycle bin. Worse still, you can't recover it with a restore utility, as it has been overwritten. But all is not lost, in this article Tech Support Alert Tips Editor Vic shows you a way you may be able to get your file back.

<http://bit.ly/KjNwOl>

FREE CHROME BROWSER ADD-IN ZOOMS THUMBNAILS ON MOUSE HOVER

Web site designers like to keep the size of their pages small, in order to fit more content on the page and to reduce the time they take to download. This means that it's common for a web page to include thumbnail photos which are uncomfortably small to view, but which can be expanded by simply clicking on the small image.

Trouble is, when you want to expand an image, how do you know whether it's clickable or not? Do you have to waste your time clicking thumbnails in order to find out which ones can be expanded? Not any more. Download a free add-in for the Chrome browser and, on any supported site, merely hovering the mouse over an image will display a larger version if one is available.

<http://bit.ly/NFKcbX>

HOW TO USE A LITTLE-KNOWN MICROSOFT TOOL FOR GETTING HELP WITH WINDOWS 7 PROBLEMS

Anybody who has been faced with a misbehaving computer and wanted to describe the problem to someone who was located elsewhere knows this isn't always easy. Windows is complicated and words can be inadequate. The old saying that a picture is worth a thousand words is apt and Windows 7 has a little-known tool to make pictures of your system in action. Just the thing for getting help next time your PC develops a problem.

<http://bit.ly/JWdVho>

TENS OF THOUSANDS OF FREE KINDLE EBOOKS ONLINE AND YOU DON'T EVEN NEED A KINDLE TO READ THEM

The amazing list of free, legal ebooks and audio downloads compiled by editor Mr6n8 are among the most popular pages on the Tech Support Alert website. Now he has added a new list of sites offering free Kindle books.

And as Mr6n8 notes "You do not have to have a Kindle to read Kindle books. A Kindle application is available for every major smartphone, computer and tablet. Additionally, Amazon has a Kindle cloud reader available, so you do not have to use software or download the ebook to read."

<http://bit.ly/KX5LGY>

THE WORST PASSWORDS

In the past few years a lot of databases containing people's passwords have been broken into and the passwords stolen and published. From these large lists and other data, security consultant [Mark Burnett](#) has put together a list containing 6 million unique passwords. From these, he has compiled a list of the 25 most common (in other words, the worst) passwords.

If you're using one of these, you might think about changing it:

- | | |
|--------------|--------------|
| 1. password | 14. abc123 |
| 2. 123456 | 15. mustang |
| 3. 12345678 | 16. michael |
| 4. 1234 | 17. shadow |
| 5. qwerty | 18. master |
| 6. 12345 | 19. jennifer |
| 7. dragon | 20. 111111 |
| 8. pussy | 21. 2000 |
| 9. baseball | 22. jordan |
| 10. football | 23. superman |
| 11. letmein | 24. harley |
| 12. monkey | 25. 1234567 |
| 13. 696969 | |

TRAINING SCHEDULE AUGUST 2012

COORDINATOR: PATRICK BRENNAN

TELEPHONE: 0432 032 388 9:00 A.M. to 5:00 P.M.

CONDITIONS, PRICES & FULL COURSE DESCRIPTIONS AT:

melbpc.org.au/training

ENQUIRIES

Please use the website as your first point of contact with training. As of 2012, the MPCUG office staff are now no longer to help with training enquiries. All enquiries to Patrick Brennan: 0432 032 388. Emails enquiries can be sent to Patrick via: training@melbpc.org.au.

COURSE BOOKINGS

METHOD 1. PREPAID – VIA A SECURE SERVER ONLINE, WITH PAYPAL OR A CREDIT CARD

Use the form provided on each course page on the website. You do not need to open a PayPal account to pay. The authorised booking agency for our courses, PREFECT SYSTEMS, is the name that will appear on the PayPal checkout screen. This is how it is meant to be, as of 2012.

METHOD 2. WAITING LIST – NO UPFRONT PAYMENT NEEDED

Send an Email to training@melbpc.org.au asking to be put onto the waiting list. Include the date of the first session and the name of the course, your full name and a contact telephone number. When the minimum number is met, you will receive an email asking to pay using method 1 (above).


CANCELLATIONS POLICY AND FEES

To cancel out, just send an email with details, asking same. But cancelling out within 7 days of the start of a course, will attract fees. See the fees list at:

www.melbpc.org.au/training

TRAINING SCHEDULE

Date session 1	Date session 2	Date session 3	Course Name	Start time	End time
Mon the 23rd of July, 2012	Mon the 30th of July, 2012	Mon the 6th of August, 2012	Programming Microsoft Excel with VBA 2003 2007 2010 - Night	06:30 PM	09:30 PM
Thu the 2nd of August, 2012	Thu the 9th of August, 2012		Introduction to Android - Night	06:30 PM	09:30 PM
Fri the 3rd of August, 2012	Fri the 17th of August, 2012		Build a Website with Dreamweaver	09:30 AM	04:30 PM
Sat the 4th of August, 2012			Beginning HTML and XHTML	09:30 AM	12:30 PM
Sat the 4th of August, 2012			Cascading Style Sheets	01:15 PM	05:00 PM
Mon the 6th of August, 2012	Mon the 13th of August, 2012		Introduction to Quickbooks	09:30 AM	04:30 PM
Tue the 7th of August, 2012	Tue the 14th of August, 2012		Advanced Microsoft Excel 2003 2007 2010	09:30 AM	04:30 PM
Mon the 13th of August, 2012	Mon the 20th of August, 2012	Mon the 27th of August, 2012	Advanced Microsoft Excel 2003 2007 2010 - Night	06:30 PM	09:30 PM
Sat the 18th of August, 2012			Beginning JavaScript	09:30 AM	04:30 PM
Tue the 21st of August, 2012	Tue the 28th of August, 2012		Introduction to Microsoft Excel 2003 2007 2010	09:30 AM	04:30 PM
Wed the 22nd of August, 2012	Wed the 29th of August, 2012		Database driven websites with PHP and MySQL Level 1 - NIGHT	06:30 PM	09:45 PM
Thu the 23rd of August, 2012	Thu the 30th of August, 2012		Writing Android Applications - Night	06:30 PM	09:30 PM



Ian Rankin

August 2012 Monthly Disc

*All programs on the Monthly Disc are free except where shown otherwise.
The Monthly Video is of the July 2012 Monthly Meeting.*

Anti Virus

AppRemover – 2.2.26.1

AppRemover fully supports the thorough uninstallation of hundreds of antivirus and anti-spyware applications. The support chart is updated with each new release. The chart lists two different types of supported applications. One set has been verified by OPSWAT Labs testing. The other set lists applications that have been reported as supported by the hundreds of thousands of users who have previously downloaded AppRemover.

Emsisoft Emergency Kit –

Ver: 2.0.0.7

The Emsisoft Emergency Kit contains a collection of programs that can be used without software installation to scan for and clean malware on infected computers.

McAfee AVERT Stinger –

Ver: 10.2.0.673

Stinger is a stand-alone utility used to detect and remove specific viruses. It is not a substitute for full anti-virus protection, but rather a tool to assist administrators and users when dealing with an infected system.

UVK Ultra Virus Killer –

Ver: 4.2.0.0

UVK is a powerful virus removal and Windows repair tool. Its simple and intuitive interface allows users to detect and delete all types of malware and spyware. It also includes tools to repair Windows after disinfection.

Audio

Acoustica Basic Edition –

Ver: 5.0 Build 53

Acoustica is a comprehensive solution for professional audio recording, editing and mastering. The intuitive user interface was designed for speed, accuracy and ease-of-use and gives access to many powerful tools to optimise recordings.

Audio Chaos Soundscape

Generator – Ver: 1.0

With the right number and combination of sounds you can create some interesting soundscape environments or randomly generated music that plays on and on. You can loop certain channels or mute them and set panning and volume as well as frequency.

StreamWriter – Ver: 4.1.0.0

StreamWriter is a free application for Windows that records music from Internet radio stations.

WildFire CD Ripper – Ver: 4.0.4.0

WildFire CD Ripper pulls music directly in digital format from an audio CD and saves it as WAV or with an encoder, compressed audio.

Backup

Comodo BackUp – Ver: 4.1.3.50

This free, straight-forward and powerful utility allows users to quickly and easily create backup copies of critical data. It handles disk and partitions backup, files and directories backup, entire registry backup, custom registry keys backup, user settings backup, mail accounts backup, messenger clients backup and system state backup.

Desktop

DesktopOK – Ver: 3.22

DesktopOK is a simple, handy application that allows you to save and restore the position of your desktop icons and is handy for users who frequently change screen resolution.

Dexpot – Ver: 1.5.17 Build 1976

Dexpot gives you 20 different virtual desktops. It creates additional workspaces you can quickly switch between. You could listen to music on Desktop 1 for instance, surf the web on Desktop 2, use Desktop 3 to handle word

processing or switch to Desktop 4 for a game of Solitaire.

Electric Sheep – Ver: 2.7b34b

Electric Sheep is a collaborative abstract artwork founded by Scott Draves. It can be installed on any PC or Mac. When these computers “sleep”, Electric Sheep comes on and the computers communicate with each other by the Internet to share the work of creating morphing abstract animations known as “sheep”.

Pixel Repair – Ver: 0.6.6.663

This tool detects stuck or dead pixels and also repairs stuck pixels.

ZenKEY – Ver: 2.3.22

ZenKEY allows you to control all aspects of your computer via keystrokes. Using the configuration utility of the ZenKEY Wizard, you can create menus, each containing items which perform “actions”. You can “fire” these actions by clicking on the item or pressing a key combination.

Digital Imaging

MycView – Ver: 1.5.4

Mycview automatically runs a slide show of all the pictures in a given directory in full screen mode on computers that do not have a keyboard/mouse.

Disk Tools

Aomei Partition Assistant – Ver: 5.0

Partition Assistant is a comprehensive disk partition solution, which includes a Partition Manager and Extend Partition Wizard.

Its magic partition utility can support all hard disks recognised by Windows such as IDE, SATA, SCSI, Hardware RAID, USB external disks, Firewire disks etc. Partition Assistant provides powerful and professional features.

Auslogics Duplicate File Finder – Ver: 2.3.0.5

Auslogics Duplicate File Finder uses the MD5 search engine to find duplicate files by content, regardless of other match criteria. It would be helpful, for example, when two identical mp3 tracks or video files have different names.

Email

EmailTray – Ver: 4.0

Incredibly smart email notifier for all of your Webmail and Outlook accounts. EmailTray will analyse your read/respond/delete/forward actions, as well as interconnections between email senders, to rank incoming emails by importance.

Entertainment

ProgDVB – Ver: 6.85.1

The universal and very powerful software for watching digital TV and listening to radio channels. Support for various types of data sources.

Readon TV Movie Radio Player – Ver: 7.6.0.0

This software uses TV/Music over IP to watch live satellite TV and hear radio broadcasts directly on your computer.

Games

3D Lunar Crabs – Ver: 1.0

The game play is simple and challenging – survive for as long as possible while accumulating points. You are stranded on one of Jupiter’s moons and the native Lunar Crab population don’t take kindly to you. Scurrying about, they continually spit green goo at you while darting in and out of the rocks.

Brain Tease – Ver: 1.0.3

Brain Tease has two parts. The first part lets you explore how the mind uses clues other than the word itself to recognise a word and how the mind reacts to confusing clues. The second part helps you practise short-term memory skills. Both parts help you improve your focus and concentration skills. Appropriate for all ages.

Home/Office

Kingsoft Office Suite Free 2012 – Ver: 8.1.0.3032

Kingsoft Office Suite Free 2012 is a free office suite with a number of features for creating, viewing and editing personal and business documents. It handles word processing, presentation and spreadsheets.

Manager – Ver: 12.6

This free, intuitive Windows accounting software features an intuitive and innovative user interface with modules such as cashbook, invoicing, receivables, payables, taxes and comprehensive financial reports.

Money Manager Ex – Ver: 0.9.9.0

Money Manager Ex is free, open-source, cross-platform, easy-to-use personal finance software. It tracks your finances, shows who where your money goes and gives a bird's eye view of your financial worth.

myCollections – Ver: 2.1.0.0

myCollections makes it easier to manage all digital collections (movies, music, games, etc.) It searches hard drives or other media and updates collections using information from the Web.

Raidcall – Ver: 6.3.6

RaidCall is a handy, easy to use voice chat application for groups. It is mainly intended for gaming but it can be used for any kind of activity.

ToDoList – Ver: 6.4.9

ToDoList is a rare form of task management tool, one that allows you to repeatedly sub-divide your tasks into more manageable pieces while still presenting a clean and intuitive user experience. Your task lists are stored in XML which provides many opportunities for advanced formatting and printing using style sheets.

Internet**BlackBeltPrivacy Tor+WASTE – Ver: 2012.06.002**

Tor helps keep you safe online.. WASTE enables secure content exchange. A usability enhanced Tor+WASTE+darkRendezvous(). An installer, for Windows XP 32/64, Vista 32/64, Win7 32/64, Linux (WINE).

CodeLobster PHP Edition – Ver: 4.2

CodeLobster PHP Edition is a free handy editor primarily intended for creating and editing PHP, HTML, CSS, JavaScript files with support Drupal CMS, Joomla CMS, Smarty template engine and WordPress blogging platform. It includes debugger, dynamic help, advanced autocomplete, HTML inspector (like FireBug has), Class View window for comfortable work with mixed code.

CookieSpy – Ver: 3.0

CookieSpy is a free and simple Internet cookies viewer that displays HTTP cookies stored on your computer by all popular web browsers.

CoolNovo (formerly Chrome-Plus) – Ver: 2.0.2.26

CoolNovo has all the functionalities of Google Chrome Web browser and more. CoolNovo added some useful features such as mouse gestures, Super drag, IE tab, etc.

PageBreeze Free HTML Editor – Ver: 4.0e

PageBreeze is a powerful, easy-to-use HTML Editor which has both visual (WYSIWYG) and HTML tag modes. It allows you to create great-looking web sites almost instantly with virtually no learning curve.

WebCookiesSniffer – Ver: 1.11

WebCookiesSniffer is a packet sniffer tool that captures all Web site cookies sent between the Web browser and the Web server

and displays them in a simple cookies table.

WebSiteSniffer – Ver: 1.25

WebSiteSniffer is a packet sniffer tool that captures all Web site files downloaded by your Web browser while browsing the Internet, and stores them on your hard drive under a base folder that you choose.

Multi Media**CodecInstaller – Ver: 2.10.4**

CodecInstaller detects which Audio & Video codecs are installed on your computer and suggests which ones you need to install to view the movie it is distributed with.

Songbird – Ver: 2.0.0.2311

Songbird is a media player capable of playing both video and audio files. Songbird has support for library, radio, podcast, network services and devices, music stores and web search.

Programming**Window Detective – Ver: 3.1.0**

Window Detective is a programmer's tool used to "spy" on an application's windows and allows you to view its properties. You can customise and alter some of these properties.

Registry**Tweaking.com – Registry Backup – Ver: 1.1.0**

This free tool uses the Windows Volume Shadow Copy Service to backup your system registry.

Security

Doc Scrubber – Ver: 1.2

Microsoft Word (.DOC) files can contain more than just text you see while editing them. Depending on the settings or features you use, they may contain all kinds of additional information that you may not want shared outside your home or company. Doc Scrubber lets you see that information, and scrub it from files.

KeyScrambler – Ver: 2.9.2

KeyScrambler encrypts your keystrokes deep in the kernel, foiling keylogging attacks with scrambled, undecipherable data. This advanced method of keystroke protection defeats both known and unknown keyloggers.

TinyWall – Ver: 2.0

TinyWall is free software to harden and control the advanced firewall built into Windows Vista and Windows 7.

Utilities

AMD Overdrive – Ver: 4.2.0

Systems based on the platform technology code named “Dragon” may be tuned to deliver added system performance. The AMD Phenom™ II CPU and the AMD 7-series chipset motherboards offer an exciting amount of performance-tuning options, including potential over-clocking headroom. Note that each processor and chipset is different, and may result in lower or no over-clocking margin.

AutoShutdown Scheduler – Ver: 1.2

AutoShutdown Scheduler allows a user to set schedules to shut-down a PC. Users can set a timer to shutdown their PC after specific time duration or for a specific date and time.

Battery Optimiser – Ver: 3.0.5.13

Battery Optimiser is an advanced laptop optimisation utility that uses advanced diagnostics and testing to guide you to enhance battery life.

Daphne – Ver: 1.48

Daphne is a small (system tray) application for killing, controlling and debugging Windows processes. It is almost a task manager replacement.

Datum Memory Booster – Ver: 1.8.2.1822

Datum Memory Booster does not run on the placebo memory optimisation engine and will not force any memory out of your RAM (unless you use the Defrag option). It will however make a Windows API call that tells Windows to clean up the workspace of all processes thus freeing up any memory (Clear Processes Working Set). It will do this periodically to help improve system speed and stability.

Everything – Ver: 1.2.1.371

“Everything” is an administrative tool that instantly locates Windows files and folders by filename instantly. Unlike Windows search “Everything” initially displays every file and folder on your computer.

Free USB Guard – Ver: 1.20

Free USB Guard alerts you if a flash drive (or another external drive) is attached or a disc is present in the DVD drive during shutdown or logoff. It blocks shutdown so you can remove the media.

Heimdal Agent – Ver: 1.0.1.129

Heimdal Agent is a little utility that automatically and silently updates popular 3rd party applications, such as Adobe Reader, Flash and Java. No more annoying update notifications from the vendors and a more secure PC, without vulnerabilities from unpatched 3rd party applications.

Limagito Lite – Ver: 9.104.7.0

Use the Limagito FileMover to move your files from anywhere to anywhere. This file mover automation tool can copy, move or delete files that are added to a specific folder. You can set file and directory filters based on the file name, date and size.

Microsoft Autoruns – Ver: 11.31

This utility, which has the most comprehensive knowledge of auto-starting locations of any startup monitor, shows you what programs are configured to run during system bootup or login, and shows you the entries in the order Windows processes them.

Notesbrowser – Ver: 1.9

Notesbrowser is a professional organiser. You can store notes and schedule dates in one integrated, easy to use interface. It is a planning tool and is suitable for both business and personal application.

RText – Ver: 2.0.3

RText is a complete, cross-platform, fully-featured text editor (designed primarily for programmers, but can be used by anyone).

System Monitor II – Ver: 14.5

Do you want to monitor your computer's health in real-time? Of course you can already do this from Task Manager by pressing CTRL+ALT+DELETE keys but if you want it on your computer desktop always then install the System Monitor II Windows Gadget. It shows all core CPU usage (1 Core, 2 Core, 3 Core, 4 Core, 6 Core, 8 Core, 12 Core, 16 Core or 24 Core) and RAM (physical, page file and full, includes virtual) usage.

Video

Ann Free Video Converter – Ver: 4.5.2

A free, simple and powerful video conversion tool from a leader in modern video compression. Almost all video formats can be converted. Ann Free Video

Converter can convert all video formats to AVI, IPOD, PSP, MPEG, MOV, WMV, RMVB video files, and extract audio to MP3 files.

Nvidia Forceware for Windows Vista and Win 7 – Ver: 301.42 and Nvidia Forceware for Windows XP – Ver: 301.42

New NVIDIA WHQL-certified drivers released recommended For all Geforce Users. Provides huge performance boosts, especially for gamers who are always looking for an edge. Many of the updates in this certified release have been comprehensively beta tested.

VDownloader – Ver: 1.0

Search, download and convert multiple videos from web sites such as YouTube, DailyMotion, Yahoo, MegaUpload, Veoh and more with a single mouse click. The embedded meta search engine, bulk download feature, scheduler, and usable interface set VDownloader apart from other download managers.

AdAware A.E. 9.5; Adobe Reader 10.0; Agent 6.0; Avant Browser 2011.Build 30 Firefox 9.0; Foxit 5.0.2; Irfan View 4.3; Opera 11.5; Paint.Net 3.5.8; Slim Browser

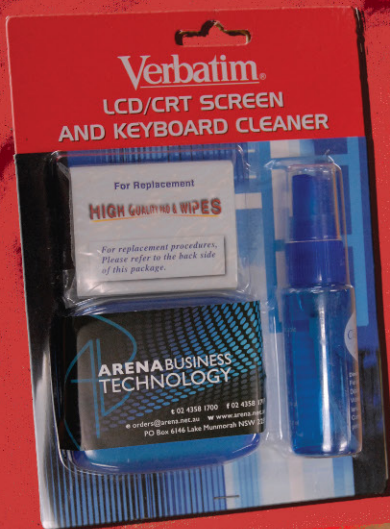
INTERNET HELP

Click on Melb PC Internet Service Page, then Select Internet Help Box.

Phone 9276 4000
e-mail help@melbpc.org.au
(e-mail only if your browser is down)

HOME VISIT ASSIST

This assistance is for those who may be restricted in their activities or mobility. The contact for Home Visit Assist is the office, phone (03) 9276 4000, or e-mail office@melbpc.org.au



**WIN
THESE RAFFLE
PRIZES AT THE
MONTHLY MEETING**

**\$2 Ticket
3 Tickets \$5**

