

Official Magazine of the MELBOURNE PC USER GROUP INC.

PC UPDATE



**Take a trip
down memory lane...**

Plus:

- More top 10 freeware programs
- Home networking
- The world's first laptop was... Australian!
- Adobe CS2 – free download?
- ... and some really technical stuff



www.melbpc.org.au

THE PURPOSES OF THE GROUP are to conduct, on a non-profit basis, activities aimed at the effective utilisation of the personal computer and to endeavour to achieve such effective utilisation by means of:

- Advancing computer literacy
- Advancing the art and science of information processing through education and interchange of ideas
- Keeping members abreast of developments in computing and information technology and enabling members to exchange information and experience
- Representing computer users in public debate and by acting and speaking on their behalf where they would be affected by proposed legislation or other regulatory measures
- Providing a forum for the exchange of views among computer users and between computer users and the computer industry
- Co-operating supporting or joining with, or in, other organisations with similar purposes
- Undertaking other activities beneficial to the Group

In order to further its purposes the Group shall have the rights, powers and privileges of a natural person.

PC Update (this publication) must not be republished in whole or in part using either print or electronic formats. The electronic formats referred to include optical and flash media together with the internet. Members who do this will forfeit their membership rights and may also incur legal action from the authors and copyright holders.



PC UPDATE

FEBRUARY 2013 • VOLUME 30 • ISSUE 1

PUBLISHED BY

MELBOURNE PC USER GROUP INC.

EDITOR-IN-CHIEF

Charles Wright

EDITOR

Katharine Shade, CCE Design

ART DIRECTOR/DESIGNER

Katharine Shade, CCE Design

CONTRIBUTORS

Patrick Brennan, Laurie Comerford, Craig Evans, Sharman Grant, Lance Lloyd, Don McKenzie, Tim McQueen, Kathy Rouse, Ron Savage, George Skarbek, John Swale, Stephen Tidswell, Adam Turner, Jan Weiner

Monthly Discs Ian Rankin

Calendar & Maps John Swann

ADVERTISING ENQUIRIES

Phone (03) 9276 4000

Melbourne PC User Group Inc.

Suite 26, Level 1

479 Warrigal Road, Moorabbin, VIC 3189

Copyright © 2013 Melbourne PC User Group Inc and individual authors. Except where otherwise stated, all material is the copyright of the author. Contributions from contributors marked above MAY not be copied without the express written permission of the author. Except where otherwise stated material on this disc may be copied by non-profit PC User Groups without fee provided that there is no restriction published with the article, copies are not used for commercial advantage, and the origins of the material and this permission to copy are acknowledged in the reprinted item.

Directory.....	4
PC Update Editor's Report – Katharine Shade	5
Calendar.....	7
Melb PC President's Report – Charles Wright.....	8
Monthly Meeting Details.....	10
Special General Meeting.....	12
Subscription Review Discussion Paper – Stephen Tidswell	14
Report on Melb PC Electricity Usage – Don McKenzie	16
Legal and Compliance Portfolio – Sharman Grant	17
Meet Your Management Committee!	18
A Tribute to Les Townsing – Jan Weiner	19
My Life with Computers – Tim McQueen	20
My Top 20 Freeware Programs	24
Home Networking – Adam Turner	28
Download Adobe Creative Suite 2 for Free! – Kathy Rouse	32
Early Computers: The Dulmont Magnum – Laurie Comerford	34
An Overview of Lexing and Parsing – By Ron Savage.....	38
Review: USB 3 Flashdrive – George Skarbek	42
Review: KP-810-10A Mini Wireless Keyboard – Patrick Brennan	43
Review: Nokia's Lumia 920 – Adam Turner.....	44
Technology: Raspberry Pi – Lance Lloyd.....	46
Special Interest Group Reports	48
Special Interest Group Details	53
Monthly Disc – Ian Rankin.....	62
Random Access – John Swale	66
Q&A – George Skarbek.....	68
Excel and Access Tips – Craig Evans.....	71
Membership Application Form	75
MELB PC Mobile Broadband.....	76

Management Committee & Online Services

OFFICE, MEMBERSHIP, DELIVERIES

Suite 26, Level 1
479 Warrigal Road, Moorabbin VIC 3189 (9am-5pm)
Phone: (03) 9276 4000 Fax: (03) 9553 0475
Email: office@melbpc.org.au
Office Manager: Dianne Vogt
Office Staff: Sharon Williams and Erin D'Arcy

FIRST AID & INTERNET HELP LINE

(03) 9276 4088 (10am-3pm)

This line is answered only when a volunteer is available between 10am-3pm Monday to Friday. Outside these hours please leave a brief message and your membership details. An iHelp team member will call you back when available. Alternatively please refer to the Dial Help listing.

ONLINE SERVICES

Internet Service	Melbourne Local Access (03) 9697 4000
Intranet Service	Melbourne Local Access (03) 9697 4004
Melb PC Home Page	http://www.melbpc.org.au
Internet Services Page	http://www.melbpc.org.au/isp/
Internet Help Service Page	http://ihelp.melbpc.org.au/helpdesk/iuser/index.asp

MANAGEMENT COMMITTEE

committee@melbpc.org.au

President

Charles Wright president@melbpc.org.au

Vice-President

Don McKenzie vicepresident@melbpc.org.au

Treasurer

Stephen Tidswell treasurer@melbpc.org.au

Secretary

Ian Rankin secretary@melbpc.org.au

Members

Sharman Grant sharman@melbpc.org.au

Stewart Gruneklee stewartg@melbpc.org.au

Harry Lewis halewis@melbpc.asn.au

Lance Lloyd lance.melbpc@fastmail.fm

Cindy Perry colouroz@optusnet.com.au

Jan Weiner weijan@westnet.com.au

Roger Wragg rdwragg@fastmail.fm

CONTRIBUTIONS

All authors must lodge a complete submission form (available from <http://www.melbpc.org.au/pcupdate/authorrelease.htm>) that confirms the article is previously unpublished and original content, and grants Melbourne PC User Group Incorporated the right to publish the article on one or more occasions on any medium, including print and the internet; the right to edit the article and permit republication by non-profit organisations. If this is not the first publication, the author must have re-publishing rights, and grant Melbourne PC User Group Incorporated the above rights.

SUBMISSIONS

Email your submissions as file attachments to editorpc@melbpc.org.au. Standard document formats are accepted (Eg .txt, .rtf, .doc, .docx). Please keep formatting to a minimum.

GRAPHICS

Accompanying graphics should be separate high-quality JPG or PNG attachments – NOT embedded in the document. Just indicate in the text where they should appear.

CLOSING DATE

PC Update magazine submission deadline is the end of the second week of the preceding month, unless other arrangements are made with the editor.

PC Update Editor's Report February 2013

By Katharine Shade

I'm well and truly in the category of a "techno-geek". I love computers and technology in general, with the main factor holding me back from having the latest and greatest of everything being the dollar signs.

I am of the generation on the edge of the "computers incorporated into your life/computers are new and scary and avoid them at all cost" divide. Those of my vintage seemed to go one way or the other: embrace or fear.

It wasn't hard to see which way I was going to go, with a systems analyst mother who was recruited out of University in the 60s by PMG (which became Telstra), who would bring home a progression of more sophisticated computers (beginning with a Microbee), and starting me on the path of computer science study.

But in many ways I'm also what could be called a traditionalist. My parents have always been avid readers, with large book collections ranging from


murder-mystery to science fiction to biographies, right through to impenetrable theosophical tomes. When I wasn't exploring those worlds (as well as my more age-appropriate children's books), I was spending a lot of time at the local library.

Reading great swathes of text on a screen is tiring and restrictive. I'd prefer to print it out to read, as well as hold a "real" book in my hands, and write in my diary with a pen.

This means I haven't been a push-over when it has come to replacing or supplementing my paper-based focus, despite my thirst for technology.

But the tide has turned.

It started out with a Franklin eBook reader, onto which I could load text files via my computer and curl up in bed reading all of those words – in comfort rather than sitting at a computer monitor (and without sore fingers from holding very heavy books open). Or I could read in the dark while end-



Microbee



Franklin eBookman



Kindle 3

lessly rocking a baby to sleep.

But despite being ahead of its time, the eBookman was rather clunky, the batteries would die quite fast, often deleting all of the data, and there were better things on the horizon.

My next purchase was a Kindle (confession: It was a birthday present for my Mum, but she didn't take to it, so I "inherited" it). I didn't care that it

wasn't colour, and wasn't a fully functioning mini-computer. It was a good size to hold, and I could wirelessly transfer (and purchase!) books as well as other content such as RSS feeds and Instapaper files ("read it later" software I use primarily for delayed web page content reading). And the battery lasts for days!

When it comes to reading text on a screen, it's a harder on the eyes and brain reading from light emitting screens (computer monitors, iPads etc) than it is from reflective surfaces. The Kindle is different as it uses "electronic ink" technology, making it more like a book than a screen as far as the eyes are concerned, particularly when reading outside in bright light.

Nothing can beat the tactile and multi-sensorial experience of reading a printed book, but so often that is outweighed by the sheer convenience of being able to easily carry around so much CONTENT.

Since my more recent iPhone acquisition, I've found myself spending a surpris-

ing amount of time riveted to that small screen, reading, reading, reading (okay, Facebook as well as books and other material).

And now I've got the best of both worlds – an iPad Mini, which doesn't have the awkwardness of the standard iPad size, and is much easier on the eyes than the iPhone.

So, between my Kindle, iPad Mini and the piles of books around the house I am yet to read, it'll probably take me decades to get through it all, choosing whatever subject material and reading format I feel like at the time. And with daily RSS feed updates, new books and online articles, every year's worth of reading probably leads to two more... ☺



iPad Mini

Dear Editor,

Congratulations and thank you to the hard-working staff.

I am a new member and have spent the last 40 minutes working my way through *PC Update*. It is extremely comprehensive in its coverage, very practical and engaging, and is the product on many hours of work. I live in the Ivanhoe area and hope to get to some of the SIGs in this area.

Sincere thanks to all who have given of their skills and time.


Paul Carlin



What's On In February 2013

JS12

Sunday	Monday	Tuesday	Wednesday	Thursday	Friday	Saturday
<div> Colour Codes Black: SIG meetings held at Moorabbin. Blue: SIG meetings held at other locations. Note: The future of training courses are under review by the committee. </div> <p>Full details of "Special Interest Group" activities, meeting times and training course information in the magazine.</p>					1 Essendon <i>(Main Meeting 9.30am)</i> Multimedia (MHE) <i>(Wadham House 10am)</i>	2
3 East Workshop <i>(10am - 2pm)</i>	4 Melb PC Committee	5 North East Genealogy <i>(10am - 12.45pm)</i>	6 Monthly Meeting Moorabbin 7pm sharp <i>and afterwards the WAFFLE SIG</i> Video Production <i>(Sony Vegas 10am)</i>	7 AdobeVideo <i>(1:30pm - 4pm)</i> Ballarat <i>(7.30pm - 9.45pm)</i> Sunbury Daytime <i>(New Users 9.30am)</i>	8 Casey PC <i>(Hampton Park 12.30pm - 3pm)</i> Essendon <i>(Open Forum 9.30am)</i> Ripper <i>(Hardware Wadham House 10am)</i>	9 Making Money On The Internet <i>(10am - 12noon)</i> Microcontroller Workshop <i>(11am - 4pm)</i>
10 East Workshop <i>(10am - 2pm)</i>	11 Access <i>(6.30pm - 8.30pm)</i> Linux <i>(6.30pm - 9pm)</i> Peninsula <i>(New Users 4pm)</i> Wyndham <i>(General 7.30pm - 9.30pm)</i>	12 Everything Apple <i>(2pm - 4pm)</i> WASINT <i>(10.30am - 12.30pm)</i>	13 Communications <i>(7pm - 9.30pm)</i> Microcontroller <i>(7pm - 9.30pm)</i> East <i>(7.30pm - 10pm)</i>	14 E-Book <i>(7pm - 9.30pm)</i> NeDay GIG <i>(Photography - Digital Imaging 10am)</i> Sunbury Daytime <i>(New Users 9.30am)</i>	15 Essendon <i>(Check website for meeting details. 9.30am)</i> Ripper <i>(Digital Photo W'shop Wadham House 10am)</i>	16
17 MACE <i>(10am - 2pm)</i> Beginners East <i>(10am - 12.30pm)</i> Genealogy <i>(1pm - 3.30pm)</i> Macedon Ranges <i>(Gisborne 2pm - 4pm)</i>	18 Graphics <i>(7pm - 9.30pm)</i> Nth Subs Linux <i>(7.30pm - 9.30pm)</i> Peninsula <i>(Main Meeting 9.30am Graphics 12.30pm Genealogy 2.30pm)</i>	19 Windows Advanced <i>(Deploying and Managing Networks. Richmond 7pm)</i> Wyndham <i>(Multimedia 7.30pm)</i>	20 Everything iPad / iPhone <i>(2pm - 4pm)</i> Android <i>(Ivanhoe 10am)</i> Melb PC Marketing <i>(sub-committee 7.30pm)</i>	21 Music <i>(7.30pm - 9.30pm)</i> Bayside <i>(10am -12 noon)</i> Sunbury Daytime <i>(General Meeting 9.30am)</i>	22 Retired and Interested Persons <i>(known as Ripper 10am)</i> Casey Workshop <i>(Hampton Park 10am - 12.30pm)</i>	23 Microcontroller Workshop <i>(11am - 4pm)</i>
24 Web Design <i>(2pm - 4pm)</i>	25 Peninsula <i>(New Users 4pm Add Music To Your Computer)</i> Video Inner East <i>(Balwyn 7pm - 9.30pm)</i>	26 Programming <i>(6.30pm - 9pm)</i> North East <i>(Evening 7.30pm - 9.30pm)</i> Yarra Ranges <i>(Meeting 9.15am Workshop 11.30am)</i>	27 Video Production <i>(Pinnacle 9.30am)</i> Essendon <i>(7pm - 9pm)</i>	28 Sunbury Daytime <i>(Maintenance 9.30am. Meeting also held on a 5th Thursday)</i>	<div> Have a Question? Post It On http://group.melbpc.org.au/~anywhere </div>	



Melb PC President's Report

February 2013

By Charles Wright

I think I was optimistic last year, when I predicted that 2013 would be a challenging one for the group. I doubt that any committee has been forced to deal with so many critical issues so early in its term as the current one.

We are engaged in a thorough review of all our expenditures; an overhaul of our processes and activities; a fundamental change in our rules; organising re-publication of a print copy of PC Update; development of a marketing plan and re-development of all our internet activities.

Perhaps the toughest challenge is confronting the unpleasant reality of our finances and the difficult choices they present us with.

What is at stake, essentially, is the continued survival of Melb PC. We are living beyond our means, and rapidly exhausting our reserves. While it is always possible that we might yet find a new product or dramatically enhance our attractiveness to new members, there is a very strong sense within the committee that we have to stem our losses without delay, to maximise our chances of having a long-term future.

Our treasurer, Stephen Tidswell, has closely reviewed our budgetary position and it is very clear from his report on page 14 that Melb PC is on an ever-accelerating downward slide which must somehow be arrested.

Stephen has framed his report as a discussion paper. While the figures are accurate, no decision has been made as to how we should react. We really do want as many members as possible to have their say and help guide our deliberations.

The major problem is that our only major profit source, dial-up internet, has, over at least a decade, been moving slowly and inevitably into loss.

Our only remaining income stream of significance – annual subscriptions – does not come anywhere near meeting our expenses.

For the year to December total membership fees were roughly in line with budget expectations at \$101,851. For the full year, we expect them to total \$192,000. Unfortunately, that looks like being \$268,330 less than our outgoings.

Our last fee increase was in 2010, and the amount was \$5 per annum, which in my view was not enough, even then.

Our Apple community counterpart, AUSOM, charges \$80, with an additional \$50 for its bulletin board services. By comparison, our members get a good deal more for what effectively amounts to half the annual fee.

I imagine Stephen's musings over future membership fees are likely to be greeted with horror, so I had better make it clear that we are not proposing to increase our fees by 140 per cent. What is likely, however, is that we are going to be looking at an increase that will put us more in line with AUSOM's subscriptions. The alternative – continuing to subsidise memberships from our reserves – would make it impossible for us to survive.

By necessity, Stephen's calculations don't include some of our recent successes in trimming costs.

With the help of one of our members, Bill Donlan, who is an electrical engineer, vice-president Don McKenzie has done a thorough analysis of our power and air-conditioning system and usage, and we have identified considerable

cost savings there. You can read that report on page 16.

What we have learned from that review is that our lighting and air-conditioning at Moorabbin have been poorly designed and implemented, to the extent that we have been wasting in the order of \$1000 per month, if not more, on our power bills. We are in the process of fixing that.

We have already fixed the phone system and are now engaged in reviewing the telephone services which have been imposing an unnecessary cost on the group. We have been spending \$1600 per year, for instance, on a White Pages entry, despite the fact that it has been a few years since virtually anybody found us through White Pages. We have cancelled that.

We have been evaluating the monthly phone services and rental, which add up to around \$700 per month. By eliminating unnecessary services we have cut that immediately by \$170 per month and in September, when a contract with Telstra expires, our phone bill will come down by an additional \$300 per month, approximately.

We are in the process of obtaining quotes from professionals for the rebuilding of our web site. As with several other activities, we have found that as the membership declines and ages, we simply do not have sufficiently skilled or interested volunteers to do the work.

One example of this is the relocation of our internet facilities from Burnley, which has been draining something like \$4000 a month from our bank balance. After more than three years getting nowhere, it is quite clear to the committee that we must look instead to having our services outsourced. As he has throughout his long service to Melb PC, Richard Solly is providing us with a considerable amount of guidance on this.

It is quite a challenge, because it involves our email, newsgroup and web site, to say nothing of the incorporation of more recent social media developments like Facebook and Twitter etc.

The first quotation for our web redevelopment suggests that we could be up for as much as \$16,000 for the re-design.

We have yet to obtain competitive tenders, but we might also have other alternatives. One possibility we are looking at is a US company called Ning (ning.com), which has a platform that allows organisations to build online communities. Their customers include the US Peace Corps. I'd be interested in any feedback from members on Ning, and any other services that could meet our needs in the future.

The marketing strategy and action plan is progressing well, with a lot of hard work from chairman Lance Lloyd – although as with so many of our tasks, several other committee members are also involved. Cindy Perry, for instance, has designed a couple of promotional pamphlets. I am particularly keen, for instance, in working closely with the Kingston City Council and other community groups to see how we might better integrate our group with the local community.

Our new SIG co-ordinator, Jan Weiner, has organised a meeting of SIG conveners for the afternoon of February 17. Hopefully that will establish much better communications in both directions. I am hoping that the insights of our experienced SIG hands will help us to build new SIGs.

Cindy Perry, who is also our volunteer co-ordinator in addition to her work on the marketing sub-committee, is hosting our annual volunteers' thank-you party for Friday, March 22. Invitations are on the way.

We have cleaned out the rubbish at Moorabbin, and in the process we have regained the use of the old training room as a committee room and new home for the library. I hope the results will mean a more welcoming environment for members.

After wasting a good deal of precious time that myself and Sharman Grant, in particular, might have put to better use in preparing for the adoption of new model rules (see the special general meeting notice on page 12), our previous treasurer, Claudio Bevilacqua, has withdrawn his application for an intervention order against me on the grounds that my reports of his activities caused him emotional stress. ☹

Melbourne PC User Group Monthly Meeting

WEDNESDAY, FEBRUARY 6, at 7pm

Melb PC Headquarters

479 Warrigal Road, Moorabbin VIC 3189 (Corner Cochranes Rd)

***Our topics for February include
the new Raspberry Pi computer and
the Linux Mint operating system***

JOHN HALL will provide an overview of the **Raspberry Pi computer**, a small budget computer especially designed for project development. He will demonstrate the versatility of the device as a media centre for displaying videos, music and photos.

CINDY PERRY will demonstrate the **Linux Mint computer operating system** based on the Linux distribution Ubuntu. Linux Mint adds many features that Ubuntu does not have.

Some of the reasons for the success of Linux Mint are:

- It works out of the box, with full multimedia support and is extremely easy to use.
- It's both free and open source.
- It's community-driven. Users are encouraged to send feedback to the project so that their ideas can be used to improve Linux Mint.

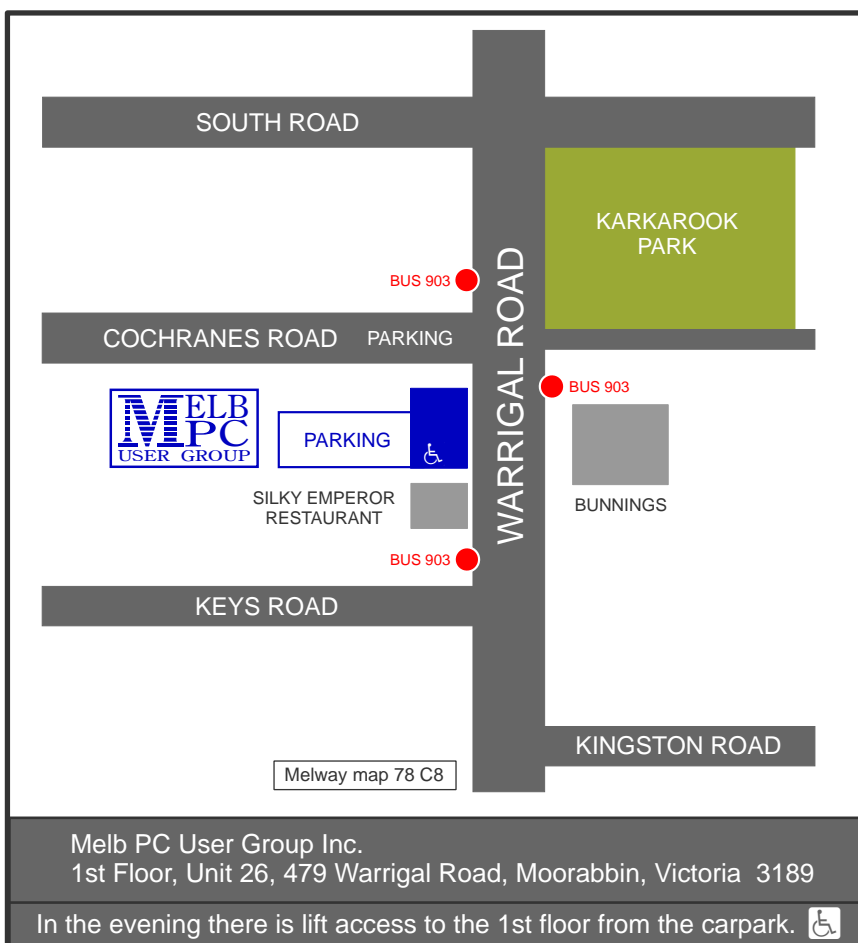
Install it on your spare computer!


Thank you to
kaiser baas for
their generous raffle donations.

kaiser baas™

Public transport users can take Smart Bus 903 from several train stations.

The closest are Mentone station on the Frankston Line (5 minutes away) and Oakleigh Station on the Pakenham/Cranbourne line (10 minutes).





**WIN
THESE RAFFLE
PRIZES AT THE
MONTHLY MEETING**

**\$2 Ticket
3 Tickets \$5**

**MELB
PC
USER GROUP**



Melbourne PC User Group Inc. ***Special General Meeting***

The Committee of the Melbourne PC User Group Inc. HEREBY gives notice of a Special General Meeting to be held on Wednesday, 6 March 2013 at the premises of Melbourne PC User Group Inc. at Level 1, Unit 26, 479 Warrigal Road, Moorabbin 3189. It will start at approximately 7pm immediately prior to the Monthly Meeting.

The business of the meeting will be to consider and, if approved by the meeting, pass the following resolutions:

Motion: That Barry Martin be made an Honorary Life Member for his outstanding contribution to Melbourne PC User Group.

Moved: Dave Botherway

Seconded: Doug Brooke

Motion: That Sean Clarke be made an Honorary Life Member for his outstanding contribution to Melbourne PC User Group.

Moved: George Skarbek

Seconded: Dave Botherway

Background information on Barry Martin

After joining Melb PC in 1993, Barry provided support to our Training Room PCs – then being invited to join the Management Committee in mid 1997. He then had nine years on our Committee taking on the Training Portfolio and providing support to both our Training and Office PC systems. About 2001, he took on the Q&A segment at our Monthly Meeting – and even after 11 years, continues today.

Behind the scenes, he provides support for our Monthly Software disk and Office PCs – and is readily available to assist members. Overall, a person truly worth an Honorary Life Membership.

Background information on Sean Clarke

Sean joined Melbourne PC User Group in 1991. He has been involved with several SIGs over the years.

In August 1999 he joined the Internet Admin team and was a vital member who contributed to our Internet service ever since. He was helping in Dorcas St, Sth Melbourne and was vital in the planning for the move of all our servers from there to Burnley and in the configuration of the dial-up modems and the incoming lines to allow the Internet service to be up very quickly after the move.

When the club moved to Chadstone, Sean was the leading member in setting up the networking, the links to the Internet and installing the Wi-Fi in Chadstone. He was also instrumental in designing and coordinating the network installation and Server room fit out at Moorabbin.

When problems arose at any site of even in Burnley, Sean would often spend hours rectifying these problems, often responding almost immediately. During the occasional upgrades Sean would be working at 4 am to minimise the impact for our members.

His dedication and constant work in the background for very many years meant that Melbourne PC User Group Internet service won the Choice award for the best ISP in Australia. He is a very worthy recipient for Honorary Life Membership.

Motion: That we adopt the Model Rules as laid out in the Associations Incorporation Reform Act 2012.

Moved: Don McKenzie

Seconded: Stephen Tidswell

NOTE: A copy of the new model rules can be downloaded from our website <http://melbpc.org.au/sgm/>
Please see the following note supporting the recommendation to adopt the new model rules.

Melbourne PC User Group Committee Recommendation

To: Melbourne PC User Group Members

Meeting Date: 6 March 2013

Re: Adoption of Model Rules

Purpose

1.0 The purpose of this report is to recommend that members vote for the adoption of the new model rules.

Background

- 2.0 At the 17 November 2012 Strategy Meeting the Melb PC User Group Inc. Committee asked me to consider the Incorporations Association Reform Act 2012 (new law) and report back on the best way to implement it. The new law replaces previous legislation governing incorporated associations and as of 26 November 2012 applies to Melbourne PC User Group (Melb PC).
- 2.1 The new law imposes minimum standards for incorporated associations and increases regulatory oversight and includes requirements for, among other matters:
- financial reporting;
 - trading;
 - rules that include specific mandatory matters and Model Rules for adoption;
 - office holder duties and indemnities; and
 - member rights.
- 2.2 I have reviewed the legislation and note the following key points for transition.
- a) Melb PC's rules are taken to constitute the terms of a contract between Melb PC and its members (section 46);
 - b) If Melb PC's current rules do not make provisions for a mandatory matter required by the new law, the matter is deemed to be included in the rules (subsection 48(3)) and If any of Melb PC's current rules are inconsistent with the new law, they are deemed to be of no effect (subsection 48(4) and Schedule 4 – Transitional Provisions);
 - c) if Melb PC adopts the Model Rules, it is deemed to have addressed the mandatory matters required under the new law and also deemed to have included any subsequent amendment of the Model Rules(subsection 47(3) and subsection 49(3));
 - d) Changes to rules, other than statutory modification to the Model Rules require Registrar of Incorporated Associations (Registrar) approval;
 - e) Melb PC can adopt the Model Rules by special resolution (section 49(6))
 - f) The Notice requirements under the Model Rules permit Melb PC to send members notices by email or fax (clause 74);

Discussion

- 3.0 If Melb PC adopts the model rules, the following advantages follow:
- a) It meets the legal requirements immediately;
 - b) The new rules are appropriate to Melb PC Inc.'s operations
 - c) Melb PC Inc. can still have any of its previous rules by way of sub rules or policies and procedures provided they are not in conflict with the new law (see draft policies and procedures on website) but can amend these informally as the need arises without the need for Registrar approval

Recommendation

3.2 The Committee recommends that Melb PC applies to the Registrar for approval to adopt the Model Rules.

Subscription Review Discussion Paper

Stephen Tidswell
Treasurer, Melb PC

Melb PC has budgeted for a loss of \$268,330 in 2012/13 (including Burnley relocation) and it may be expected that the financial result will be of that order. The major contributing factor has been the fact that subscription rates are too low to fully recover the Group's operating costs. Member numbers have reduced and not been offset by increases in subscription rates. Subscriptions are such a large proportion of income that they must be increased to balance the Group's books. The list of budget and actual figures below shows that no other areas of income or expense are large enough to generate the necessary improvement.

Accounts figures for 2012-13 summarised into major income/cost groups:

Income	Full year Budget	First half Actual	First Half Budget	
Subscriptions	192,000	101,851	100,788	The only major variable item
Interest Received	49,500	22,159	24,750	Likely to decrease in future
Dial Up Internet Income	40,000	16,165	20,000	Will decrease
Wireless Broadband Internet	40,000	22,750	20,000	Tied to broadband expense
Westnet Commission	24,000	10,409	12,000	Likely to decrease in future
Other income	17,700	9,601	9,518	Little change possible
Total	\$363,200	\$182,935	\$187,056	
Expense				
Mobile Broadband	42,000	19,172	21,000	Tied to broadband income
Fibre Optic Network	38,400	15,870	19,200	Will decrease in future periods
Dial Up Data Charges	24,000	20,361	12,000	Will decrease
PCUpdate expenses	44,000	15,902	24,000	Unlikely to change
Depreciation	155,000	77,502	77,500	No practical change
Burnley relocation	25,000	0	0	Should not recur
Wages	146,000	67,630	73,000	Little change possible
Other expense	157,130	92,181	90,905	Little change possible
Total	\$631,530	\$308,618	\$317,605	
Net loss	(\$268,330)	(\$125,683)	(\$130,549)	

For Melb PC to break even just by raising subscriptions, rates would have to increase by an amount sufficient to recover the budget loss in addition to the existing subscription income.

Increase is: budget loss \$268,330 as a percentage of budget subscription income \$192,000 = 140%.

Set out below is a preliminary calculation of the subscription rate increase necessary to achieve break-even. The calculation indicates an increase in individual subscription to approximately \$160 if that were the only change. A combination of increased subscription rates, increased membership numbers, increased revenue in other areas and reduced costs would, of course, be more acceptable. Members who opt for a printed PCUpdate are likely to see an additional cost increase.

Calculation of required subscription rates for break-even:

Member type	Members at 30/06/13 (as budget)	Current subscription rate	Approx new subscription rate	Subscription income incl. GST: new rate	Subscription income net of GST: new rate
Individual	2,440	65.00	160.00	390,400	354,909
Pension	813	50.00	120.00	97,560	88,691
Student	15	50.00	120.00	1,800	1,636
Family	476	12.00	30.00	14,280	12,982
Life	28	0.00	0.00	0	0
Total	3,772			\$504,040	\$458,218

For Melb PC to break even just by raising subscriptions, rates would have to increase by an amount sufficient to recover the budget loss in addition to the existing subscription income. Above figures include budget forecasts as well as actual figures and there are plenty of other ways to look at the numbers. Nevertheless, whichever way we look at it, the answer is going to be much the same.

Please note that this is a discussion paper, not a firm proposal. It is intended to inform Melb PC members of the scale of the problem in front of us. We must reduce costs and increase revenue to balance our budget. We won't, of course, be proposing subscription rate increases of 140%, but some increase is likely to be part the solution. It's a problem large enough to require a lot of informed discussion before we make any major decisions but it needs action soon. ☹

=====YOUR AD GOES HERE=====

**Did you know that as a member, you are entitled
to place free computer-related ads in PC Update?**

Send in your

FOR SALE

and

WANTED

advertisements

to: editorpc@melbpc.org.au

=====YOUR AD GOES HERE=====

Report on Melb PC Electricity Usage: Lighting, Power and Air-Conditioning

Don McKenzie

Vice-President, Melb PC

As part of our campaign to identify and cut costs, we investigated the rates being charged by our original supplier, AGL, and discovered that we have been paying just over 30c per Kilowatt hour, less 12.5 per cent.

We arranged to change to Momentum Energy. Their rate is only 20.5 cents a Kilowatt hour.

Further investigations of our usage revealed that the wiring and switching of our lighting and air-conditioning wiring were far from ideal.

A single light switch controlled all the lights in the main passage and the internet lounge. Apparently the idea was that all these lights could be turned off with a single switch.

The same applied to the lights in the conference room.

With the help of Bill Donlon, a member who is an electrical engineer, we mapped all of the power and lighting wiring and switches and now have a series of charts which are overlaid, and can be displayed and viewed singly or as an overall plan.

We still have to get into the roof and map which air-conditioner supplies which air-distribution ducts.

Some of our discoveries: the conference room has 20 fluorescent fittings, each of which has two fluorescent tubes. The only time this much lighting is needed is during the monthly meeting. At most other meetings only the first two or three rows are occupied.

A small saving in costs could be achieved by either splitting into switches for say three areas, however the cost of rewiring must be considered. An alternative could be to consider only having the main switch control the centre row of lights.

The cheapest alternative would appear to be

to remove/disable one of the fluorescent tubes in each light fitting.

The same options appear to be applicable for the main passage and Internet lounge, where the only economic solution would appear to be to disconnect every second fitting in the passage.

Air-conditioning

This is where our major power use occurs.

Our setup is that the office A/C supplies the office, the adjoining old training room, the Inner Lobby and the area outside the office door and adjacent to the Internet Lounge.

The internet lounge A/C supplies the internet lounge and the current training room.

The conference room is covered by three air-conditioners.

1. An original A/C supplies the front of the room (1st and 3rd row of registers) and is controlled by the panel on the south wall of the room just behind the double doors.
2. A new 19.2 KW unit controls more registers and is controlled by a switch at the rear of the south wall.
3. An original A/C supplies more registers and is controlled by a switch on the far end of the south wall at the west end of the room.

During testing (three separate occasions) we were unable to detect any air flow from the last two A/Cs.

We have also tested and charted the current flow from all the electrical connections on the premises using a G clamp meter.

On each occasion there was no detectable current flow from the two A/Cs mentioned above.

The garage has had no lighting or power since a Merkon contractor severed/disconnected the power during the Merkon renovations. Merion has been notified, and has now reconnected the power and lighting.

During inspection of the A/C units on the roof we discovered that the insulation/lagging on the chilled cooling pipes on the main 19.2 KW A/C has been removed (possibly by birds). This needs to be replaced and if this is verified as the cause, bird netting fitted.

The Installers have been contacted to check the two A/C that are not working.

On six occasions we have found that the air-conditioning has been left on, after the building has been vacated.

Some deficiencies we have identified include the fact that the Spectrum contract specified that the A/Cs were to be powered off when the security system was activated. This has not been done.

The computer room A/Cs were supposed to be switched off and on alternately (presumably weekly). This has not been done.

Recommendations

- Advise Spectrum that we require them to install the missing facilities.
- Fit all A/C switches in member-accessible areas with a device which will turn them off after one hour.
- Remove/disable every second fluorescent tube.
- Stop office A/C blowing air into main passage outside the internet lounge.
- Keep the doors to the lobby closed. It is pointless propping them open. This only helps to cool the atrium and is a complete waste of our conditioned air.
- We will need to modify the lock from our entrance lobby to the common area, so that the door will stay unlocked.
- Currently we have a number of SIGs where there are only two or three attendees who mostly have the A/C on. We should consider whether it is feasible to continue to support these SIGs.
- Consider a flap or valve to stop A/C from going into the old training room or the new training room unless it is being used, and possibly also a time switch. ⬇

Legal and Compliance Portfolio

Sharman Grant

sharman@melbpc.org.au



Hello, I am part of the new committee. Charles Wright has asked me to look after the legal and compliance part of the club's operations. I come from a legal background and my practice is in the risk management and compliance area.

The new Associations Incorporation Reform Act 2012 now applies to the club's operations and I will be helping the committee to ensure that we meet our obligations.

I have recommended to the committee that the club adopts the Model Rules in the regulations to the new law. Further, if any of our current rules are not in the Model Rules but are necessary for the club's operations, we should include these in our club policies and procedures.

These issues are on the agenda for our March SGM so if anyone has any comments or concerns please contact me to discuss. I will also be available before and during the SGM to answer questions.

MEET YOUR MANAGEMENT COMMITTEE!

committee@melbpc.org.au

PRESIDENT

Charles Wright



VICE-PRESIDENT

Don McKenzie



TREASURER

Stephen Tidswell



president@melbpc.org.au vicepresident@melbpc.org.au treasurer@melbpc.org.au

SECRETARY

Ian Rankin



secretary@melbpc.org.au

MEMBER

Sharman Grant



sharman@melbpc.org.au

MEMBER

Stewart Gruneklee



stewartg@melbpc.org.au

MEMBER

Harry Lewis



halewis@melbpc.asn.au

MEMBER

Lance Lloyd



lance.melbpc@fastmail.fm

MEMBER

Cindy Perry



colouroz@optusnet.com.au

MEMBER

Jan Weiner



weijan@westnet.com.au

MEMBER

Roger Wragg



rdwragg@fastmail.fm

A TRIBUTE TO LES TOWNSING

Casey SIG has awarded one of its major contributors, Les Townsing, honorary life membership.

The award was made posthumously: Les died on December 16 last year.

Just days earlier, Les was still working for the SIG, which had become a major part of his life in retirement.

It was Les who came up with the idea of the Casey SIG newsletter, and he put it out for many years, along with flyers and other SIG stationery, posters and notices, etc.

He put his knowledge into illustrated notes, which he printed for distribution to members when he made presentations to the SIG.

Those notes are freely available on the Resource link on the Casey SIG website.

His work was subsequently published in *PC Update*.

Les was leader of the "Word and a Little Bit More" sessions, which he ran at Warragul Road, Moorabbin for free.

Les presented his knowledge in a manner that was accessible to all, and his presentations were a long-term drawcard for Casey SIG. He was reluctant to present every month, encouraging others to develop their skills and potential.

But he was available always for Q&As, Tips and Tricks, and in general to help anyone with a PC problem.

He was a man who knew his subject well and was very patient and precise.

His contributions to Melb PC itself were recognised with a Volunteer of the Month Award.


I was able to tell Les a day before he died we were honouring him with life membership.

Les Townsing has left a legacy with Casey SIG and Melb PC of great measure and value.

He was a friend, mentor, author, and presenter; a true Mr Fix It, and a huge resource of information.

Casey SIG will miss his presence and his support.

**Jan Weiner,
Casey SIG
Convener.
January 2013**



My Life with Computers



Tim McQueen

I was very interested in Annelore von Gizycki's article in December 2012's *PC Update* as I was a contemporary of hers at Melbourne University in the middle 60s – but as a student, rather than an employee.

My interest in computers began around late 1962. I'd read an article speculating about high-speed data communications between computers. For some reason that caught my imagination.

My undergraduate computer was an IBM 7090 (32K, 36-bit word length of memory) that took up half the ground floor of the old Architecture building. It had its own dedicated power and air conditioning systems. There were three main groups of people involved:

- academic staff and programmers who could use the system as and when they wished;
- lab-coated operators who loaded punched cards, collected printout and so on; and
- lowly students and other users who were not even allowed into the computer room.

I learnt FORTRAN IV and Assembly language. There were large racks outside the computer room – we'd put our trays of punched 80-column cards on a shelf. Operators would come out


periodically and collect the trays. They'd run our programs and return the card deck and any printout to another rack for retrieval some hours later. If you were lucky, you could manage two runs per day. Once I was berated by an operator for generating something like 1000 pages of error messages; fortunately they didn't print it all. When a program worked you could compile it and generate a deck of cards in machine language for later use. You had to be quite careful not to drop one of those trays, as it was very difficult to get the cards back into the correct sequence.

At the end of the Information Technology course in 1967 IBM picked up all 12 graduates and bussed us to their office to try to recruit us, and to show us the latest technology – Cathode Ray Tube displays. Unfortunately they couldn't get the CRTs to work while we were there. The prospect of wearing suits and dark ties and singing the company song every day didn't appeal to any of us, and none of us joined IBM.

I joined the Department of Civil Aviation for the Commonwealth Public Service Programmer in Training course. DCA had an old GE 115 machine (GE = General Electric). Experienced programmers could use an untuned transistor radio to "hear" how their program was progressing. We



The IBM 7090 Console. Image source: Wikipedia.org



FORTRAN punch card. Image source: Wikipedia.org

had large, noisy chain impact printers. Printing different sequences of characters varied the noise made by the chain, and the printers could be made to “sing” tunes like “Happy Birthday”.

In the late 1960s and early 1970s young men were subject to conscription for the Vietnam War. Our GE 115 happened to be the system used for the conscription birthday ballot. Obviously, this was a high-security job. The Senior Operator was not allowed to divulge the birthdays chosen – but he allowed us to submit a list of three dates and would tell us if any of the three came up. I learnt that I hadn’t been conscripted some days before most of my peers.

I moved on to private industry with a mining group, working with teletype-connected time-share services on financial planning. Then, as now, the emphasis was on the impact of taxes (actual, proposed and suspected) on profits. I also designed a database to keep track of ore ship-

ments. I learnt that no matter how much thought you put into the design of a database, the first live user query will be for some information you haven’t collected.

I spent 18 months on a mine site. The PDP-8e system had paper (actually mylar) tape input and output and unenclosed external magnetic tapes. DEC flew it to Australia with the intention of having it flown to site. But the mining company logistics team knew better – they had a regular ship, and despatched the system as deck cargo. When I got to site magnetic tapes couldn’t be read or written. During the sea voyage salt had crystallised on the read/write heads and corroded them.

When you compiled a program the computer spat out a machine language tape with the internal memory allocations at the end. To run the program you had to cut the paper tape in half and put in the memory allocations part first, followed by the machine language section.

[Cont...]


Simple Fortran IV program

Multiple data card input

This program has two input checks: one for a blank card to indicate end-of-data, and the other for a zero value within the input data. Either condition causes a message to be printed.

```
C AREA OF A TRIANGLE - HERON'S FORMULA
C INPUT - CARD READER UNIT 5, INTEGER INPUT, ONE BLANK CARD FOR END-OF-DATA
C OUTPUT - LINE PRINTER UNIT 6, REAL OUTPUT
C INPUT ERROR DISPLAY ERROR MESSAGE ON OUTPUT
501 FORMAT(3I5)
601 FORMAT(4H A= ,I5,5H B= ,I5,5H C= ,I5,8H AREA= ,F10.2,12HSQUARE UNITS)
602 FORMAT(10HNORMAL END)
603 FORMAT(23HINPUT ERROR, ZERO VALUE)
      INTEGER A,B,C
10  READ(5,501) A,B,C
      IF(A.EQ.0 .AND. B.EQ.0 .AND. C.EQ.0) GO TO 50
      IF(A.EQ.0 .OR. B.EQ.0 .OR. C.EQ.0) GO TO 90
      S = (A + B + C) / 2.0
      AREA = SQRT( S * (S - A) * (S - B) * (S - C) )
      WRITE(6,601) A,B,C,AREA
      GO TO 10
50  WRITE(6,602)
      STOP
90  WRITE(6,603)
      STOP
      END
```

Image source: Wikipedia.org



The PDP-8e system. Image source: Wikipedia.org

[Continued]


One of my bosses was an inveterate gambler. In my own time I used a random number generator to simulate that year's Melbourne Cup. When I'd run it a few times and got a result that looked feasible I gave him the tips. As I remember it wasn't that accurate, maybe second and third correct, but he was very supportive of my work after that. He used to tell people that computers could do almost anything.

Back in Melbourne, at the end of 1973 I worked on a Univac 1108 as a systems programmer. The 1108 had a teletype operator's console with screen. All system messages, operator entered commands and responses were logged on fanfold paper. One of our jobs was to check the log, looking for problems. There was a date/time stamp every five minutes, but with high volume activity it was sometimes difficult to pick the time out from the clutter. My boss suggested we should be able to modify the operating system to print a string of asterisks before and after the time to make it easier to spot. I ploughed through the OS (foot-thick binders of fanfold paper) and found where the date and time were printed. I modified

the system and waited for a re-boot (at 3am as the system was in constant use). Lo and behold – no change. After chastisement I went back to the OS printouts and eventually found that someone had previously modified the OS but decided to leave the existing code intact with an uncommented GOTO some hundred lines before the code I'd found. I now appreciated the concept of GOTO-less programming.

The 1108 operator console only displayed alphanumeric characters, but someone in Univac developed an elementary line-drawing package for it. Whenever a new operator had completed training and was on her first night shift, the Senior Operator would wander off for a coffee break in the early hours. While they were away the screen would clear completely, a giant eye would take up the whole screen, wink, and vanish. Needless to say, the Senior Operator would explain that this just was not possible. And it wouldn't happen again – until the new operator was convinced they had imagined it.

In the 1970s another of my bosses in a retail environment told me that all a store manager



needed were weekly printouts showing sales and stock levels for this week, month and year, and last week, month and year. A month later, in a different job, I was working on barcode scanning and point-of-sale equipment that enabled real-time sales and stock reporting.

In the early 1980s I worked with mini computers that no longer had special power and air conditioning requirements or dedicated operators. I went into a factory one day and rebooted the system to test something. I'd forgotten there were several staff using the system in a production environment. They weren't happy. I also worked with a very early laptop.

Later in the 1980s when I was involved with generating statistics for TV tennis coverage I had to do all the necessary calculations and then pass the output to a character generator for the camera. By the early 1990s with word processing there were discussions about whether organisations should retain typewriters, and how many of the typing pool should use computers.

Even after the turn of the century, in travel we had to "scrape" screen data from legacy airline

systems to add to accommodation and tour bookings. Now, you can do it yourself on the web.

Way back in 1967 I'd done some work in the Statistics Department at Melbourne University, with students mostly using hand-cranked mechanical calculators. There I saw one of the early Wang processors – about the size of a large suitcase, but with less computing power than a smart phone. I cannot imagine what we another 50 years might bring. ☺



*Wang 600 Series.
Image source: Science Museum London*

My Top 20 Freeware Programs (Part 2)



Laurie Comerford

Last month I talked about Veign's Notelt, PS-Pad, Windows Godmode, Startdock Fences, Everything, 7Zip, Calibre, TopOCR and Audacity. This month I'll continue with other Freeware programs which I've found useful. Note that the order here is totally random.

11. INNO SETUP (<http://www.jrsoftware.org/isinfo.php>)

Create from simple to highly sophisticated installation programs.

Licensing: Freeware.

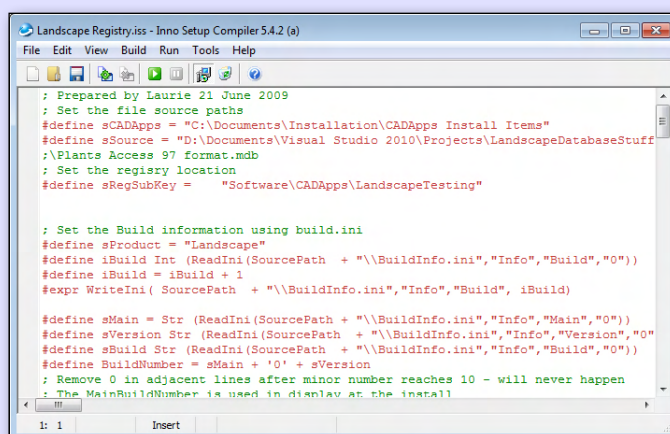
I use it: I rarely use it these days, but used to use it on an almost daily basis for creating program install files.

Why I like it: Simple to use, but with the addition of scripting options it is extremely powerful.

Weaknesses: No graphical user interface in core product. Freeware add-ons provide this functionality, but then what to install gets a bit confusing.

The competition:

InstallShield (Commercial), MSI Installer, Windows Installer built into MS Programming software, Wise (Commercial). See http://en.wikipedia.org/wiki/List_of_installation_software for more software in this field.



12. VISUAL BASIC EXPRESS (<http://www.microsoft.com/visualstudio/eng/products/visual-studio-express-products>)

Enables the user to create and distribute computer programs.

Licensing: Freeware.

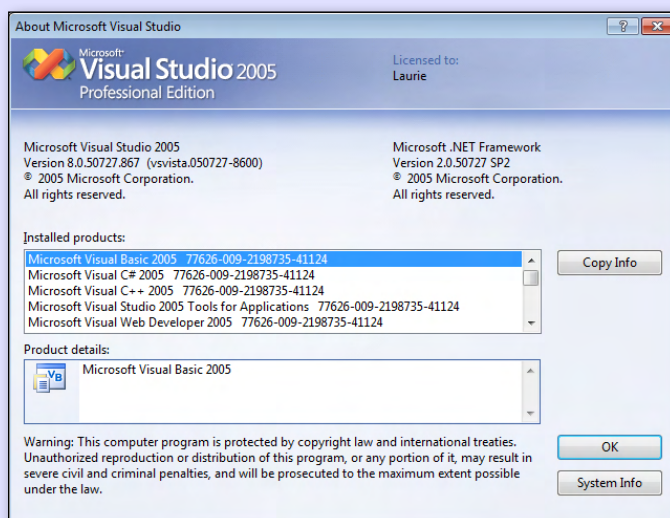
I use it: I use it regularly. Often it's the major task I carry out in a computing session.

Interface: Multi-panel – very user adjustable. There are too many options in appearance and too much detail to show here.

Why I like it: I'm a programmer at heart and this provides enough intellectual challenge to keep me going as well as having useful outputs.

Weaknesses: It's so extensive that you'll never ever learn more than a little of it. Knowing the right search term to interrogate the help files is often a problem.

The competition: Any programmer's favourite programming language.



MY TOP 20 FREWARE PROGRAMS

13. OMEA READER

(<http://www.jetbrains.com/omea/reader>)

Provides access to newsgroups.

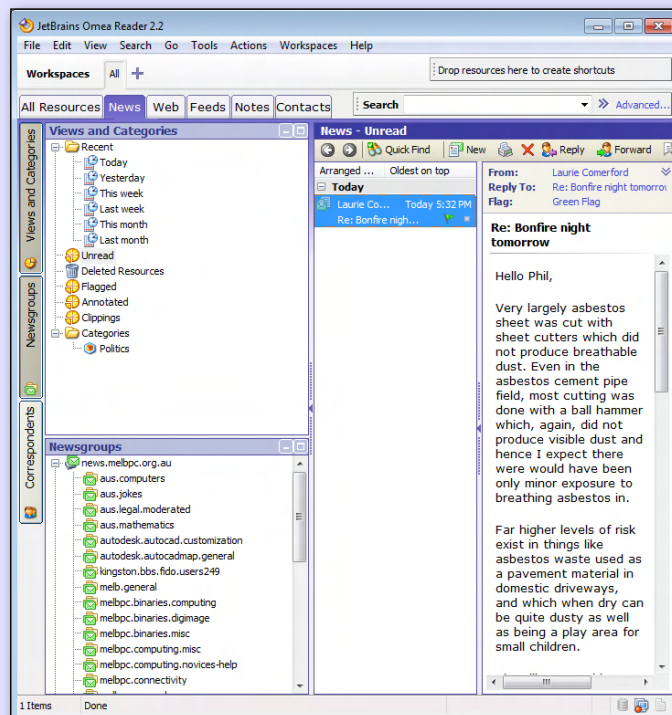
Licensing: Freeware.

I use it: Several times a day.

Why I like it: It provides a very easy and quick way to read and respond to newsgroup posts.

Weaknesses: The expand conversations does not work, each conversation has to be expanded individually. This is only a minor issue as mostly I work from the "Unread" listing.

The competition: There are too many to mention. I used Thunderbird prior to this, but got frustrated by its problem with passwords on the MPCUG.



14. VLC MEDIA PLAYER

(<http://www.videolan.org/vlc/index.html>)

As it's named, it plays media.

Licensing: Freeware – open source.

I use it: Whenever I need to view any media and play music.

Why I like it: Small footprint and quick.

Weaknesses: None experienced.

The competition: Windows Media Player and many others.



15. ZONER PHOTO STUDIO

(<http://free.zoner.com>)

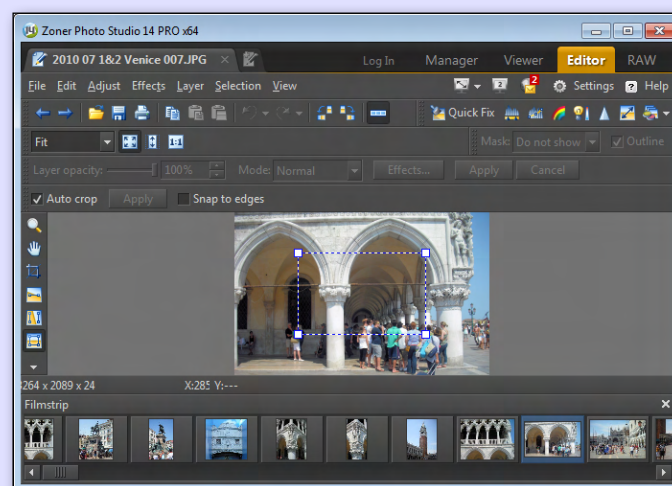
Licensing: Freeware.

I use it: I use it as needed.

Why I like it: It has easy-to-use distortion repair tools. Most other software I've tried doesn't have these tools, or they are too complex to use. I have only just started exploring the program, but its other features look to be as comprehensive as, say, GIMP.

Weaknesses: None found yet.

The competition: I've tried lots of them. PaintShop Pro 5 was quite good, but later versions not only cost money but also became bloatware. Photoshop Elements hides its ability to save as a JPG file so as to make it as inconvenient as possible. GIMP was too complex for a non full-time user. Paint.NET I still use, but suspect its use will fall off in favour of Zoner as I learn my way around the interface.



[Cont...]

MY TOP 20 FREWARE PROGRAMS

[Continued]

16. E-TAX (<http://www.ato.gov.au/individuals/content.aspx?doc=/content/32234.htm&page=5>)

Helps you to create and lodge your personal tax return.

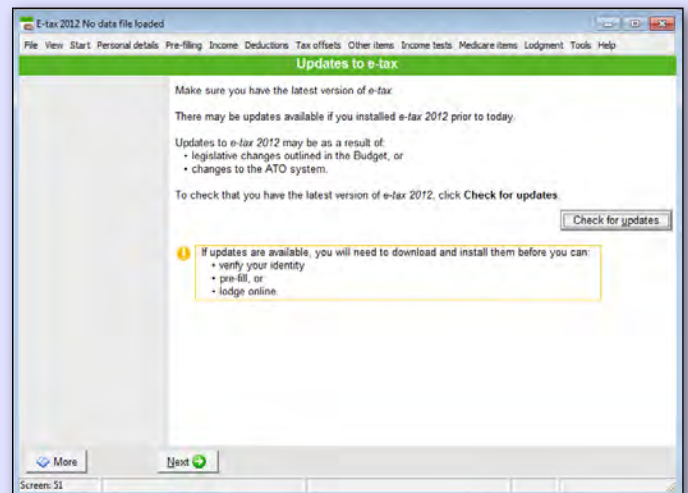
Licensing: Freeware.

I use it: I use it annually to do my tax.

Why I like it: It's quick to do my tax return.

Weaknesses: A little tedious to use.

The competition: Accountants.



17. MS SECURITY ESSENTIALS

(<http://windows.microsoft.com/en-AU/windows/security-essentials-download>)

Protects a computer from many malicious software items.

Licensing: Freeware.

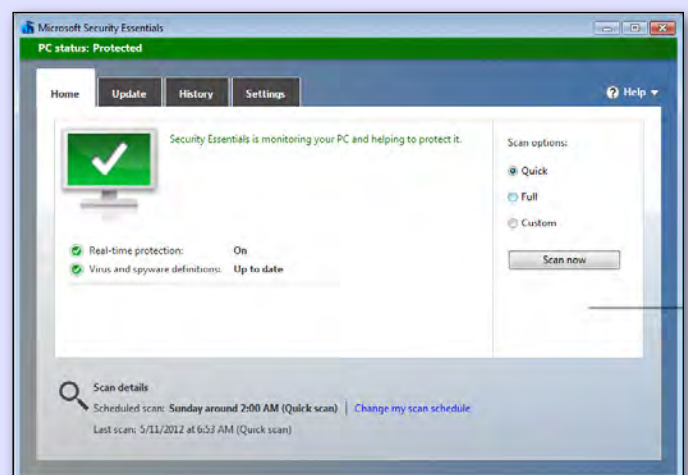
I use it: Always.

Why I like it: Big company behind it. No significant difference in its safety compared with other products according to the various software reviews I have read.

Weaknesses: None specific, other than there is a big company behind it, therefore it is a likely target for malware.

The competition: I used to use AVG, but its incessant deceptive advertising drove me away.

I've also used F-Prot. There are lots of others and they are constantly being upgraded. Reviews can be found on the web.



18. GLARY UTILITIES (<http://www.glarysoft.com>)

Provides a range of tools to improve computer performance. I particularly got it for its "File Undelete" functionality.

Licensing: The Freeware Pro version can be purchased with a number of marketing orientated options.

I use it: Very occasionally.

Why I like it: It makes recovery of accidentally deleted files very simple.

In order to learn more for this review, I ran the registry repair tool and was impressed by the data it found. So I chose to use it to repair the registry.



MY TOP 20 FREWARE PROGRAMS

While I was at it I decided to run several of its other programs. All worked well and I loved the Startup Manager, which enabled me to disable several programs which have imposed themselves on my Startup.

Excellent information is available such as: "Set when '\Optimize KeePass On-Demand Start-Up Performance' is enabled by the user during installation. It will make KeePass start a bit faster when you first open it. It is in no way necessary for the proper functionality of KeePass".

Since I don't use KeePass in every computer session, I certainly don't want it wasting resources.

Weaknesses: I haven't found any.

The competition: It depends on what you want to do. There are vast numbers of utility programs around with different features.

PC User May 2012 recommends Recuva for recovering deleted files. Testdisk & Photorec are also good.

19. IMAGE RESIZER

(<http://imageresizer.codeplex.com>)

Licensing: Freeware.

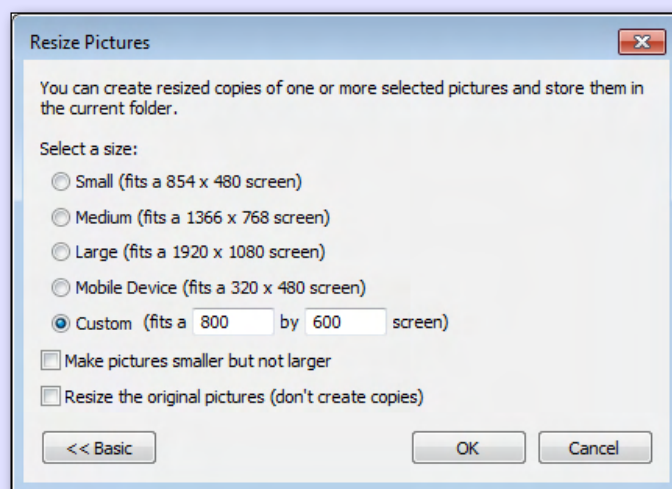
Image Resizer for Windows is a utility that enables you resize one or more selected image files directly from Windows Explorer by right-clicking. It replaces the old Microsoft's Image Resizer Powertoy for Windows XP.

I use it: I always use it when I wish to email photos.

Why I like it: Simple to use and effective.

Weaknesses: None for my purposes.

The competition: Lots of software programs have file resize functionality, but this one is very simple to use.



20. NETVIDEOHUNTER

(<http://www.netvideohunter.com>)

NetVideoHunter is a Firefox add-on (extension), with which you can download videos and music from almost all video-sharing sites.

Licensing: Freeware.

I use it: I use it from time to time – usually when I see an online video which I wish to review later.

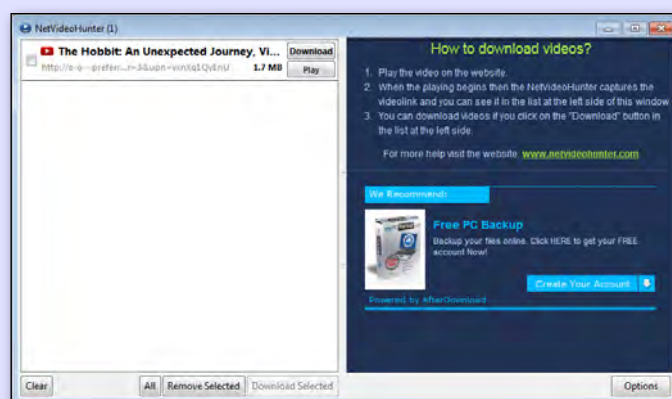
Why I like it: It is simple to use. It's the only program of its nature I've found which works for all video types I've viewed online.

Weaknesses: None for my purposes.

The competition: I haven't searched extensively, but have tried several others which either didn't work or were too complex to use.

<http://photosoftwareblog.com/top-10-online-image-resizers> has a list of online software for image resizing. Why anyone would want to upload a photo to resize it is beyond my imagination.

<http://video-downloader-software-review.toptenreviews.com> has reviews of commercial download software including feature lists as a guideline to the type of features you may want.



Home Networking

The more computing devices you own, the more sense it makes to set up a home network.

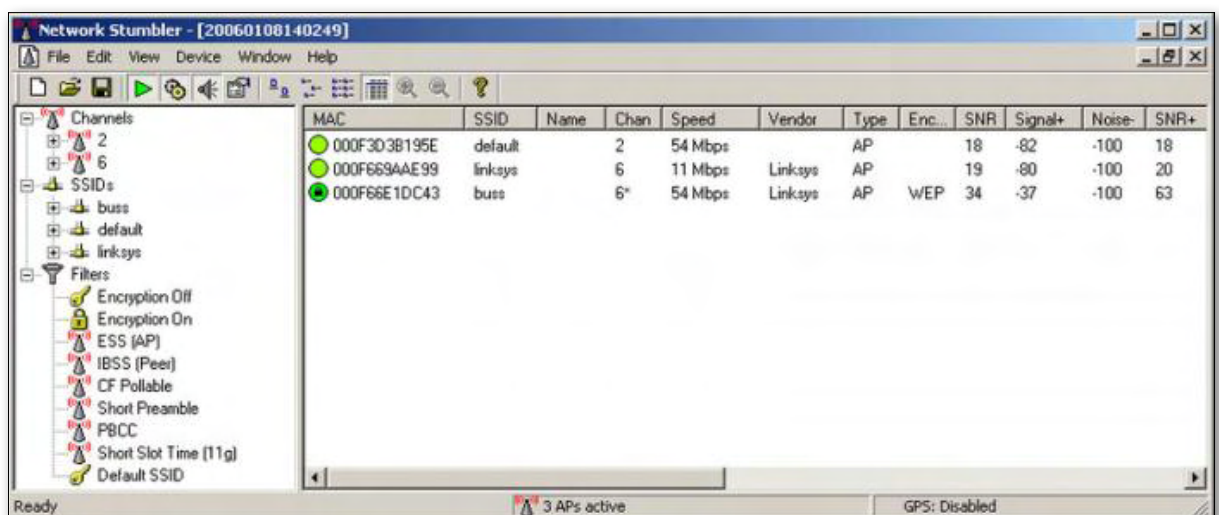
There was a time when most households were limited to a single PC hidden away in the study, but the modern home is packed with desktops, notebooks, tablets, smartphones, eBook readers and a range of internet-enabled home entertainment gear. They all benefit from access to a home wired and wireless network, letting them tap into your broadband connection as well as sharing content around your home.

Your broadband modem sits at the heart of your home network, acting like a telephone exchange for your devices and also providing their gateway to the wider world. Many broadband modems feature several Ethernet ports for connecting devices by cable, along with a built-in wi-fi hotspot to cater for your wireless gadgets. If you're lacking such features you might look to invest in a standalone Ethernet switch and/or or a standalone wi-fi hotspot.

When looking at wi-fi hotspots, consider a dual-band model which can run a 2.4 GHz and 5 GHz network side-by-side. Most older wireless gadgets only support 802.11g running at 2.4 GHz, but support for 802.11n running at 5 GHz is becoming more common. The latter is



Adam Turner



Network Stumbler

faster and less susceptible to wireless interference, making it a good choice for streaming music and video around your home.

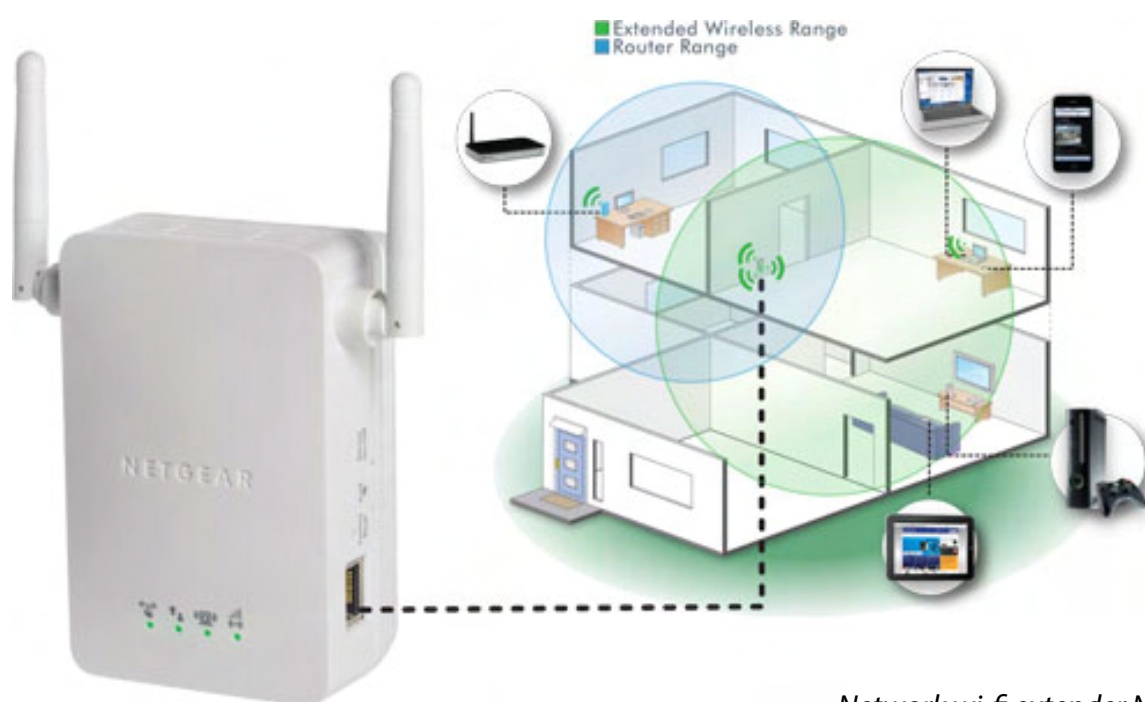
One drawback of 5 GHz networks is that they find it harder to penetrate walls and other solid objects. If your wi-fi network is struggling to reach the far corners of your home, you can map wi-fi blackspots using your wi-fi card's configuration tools or third-party applications such as NetStumbler (www.stumbler.net). If you encounter a significant blackspot, consider using a wi-fi extender such as the Netgear WN3000RP. It can boost the range of your network, plus it features an Ethernet port for connecting up Ethernet-only devices via your home network – perhaps making it a useful addition to your lounge room.

Try not to place a wi-fi adaptor too close to your television and other digital TV equipment, as wi-fi gear and cordless phones can interfere with digital TV reception (especially if you're already starting with mediocre reception). If you encounter digital TV reception issues, try moving electrical gear further from your television and replacing your aerial cable with RG6 quad-shielded cable. Also avoid having your aerial cable running across the floor alongside power cables.

It's possible you'll need to share that Ethernet connection in your lounge room between several devices such as your television, Blu-ray player, Personal Video Recorder, media player and games console. The solution is to invest in a Gigabit Ethernet switch, which can split one Ethernet connection between multiple devices. You'll even find wi-fi extenders with built-in Ethernet switches, such as Netgear's four-port WN2000RPT.

While wi-fi is convenient, its range limitations and susceptibility to interference mean you'll generally get better results by running Ethernet cables to key areas such as the lounge room and study. Once again you can run a single cable and then use a Gigabit Ethernet switch to share that cable between multiple devices. It's possible to daisy-chain several switches, for example connecting a four-port switch to your modem and then running Ethernet cables to several switches around your home.

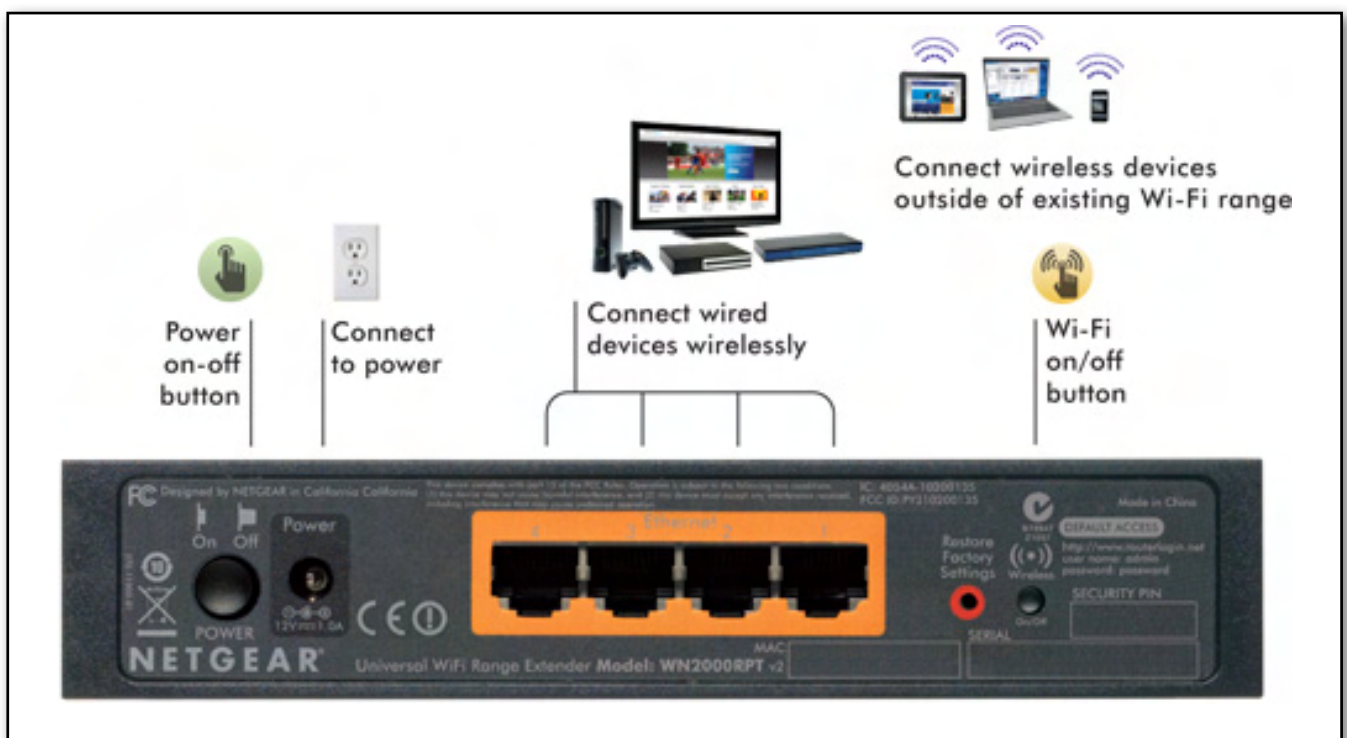
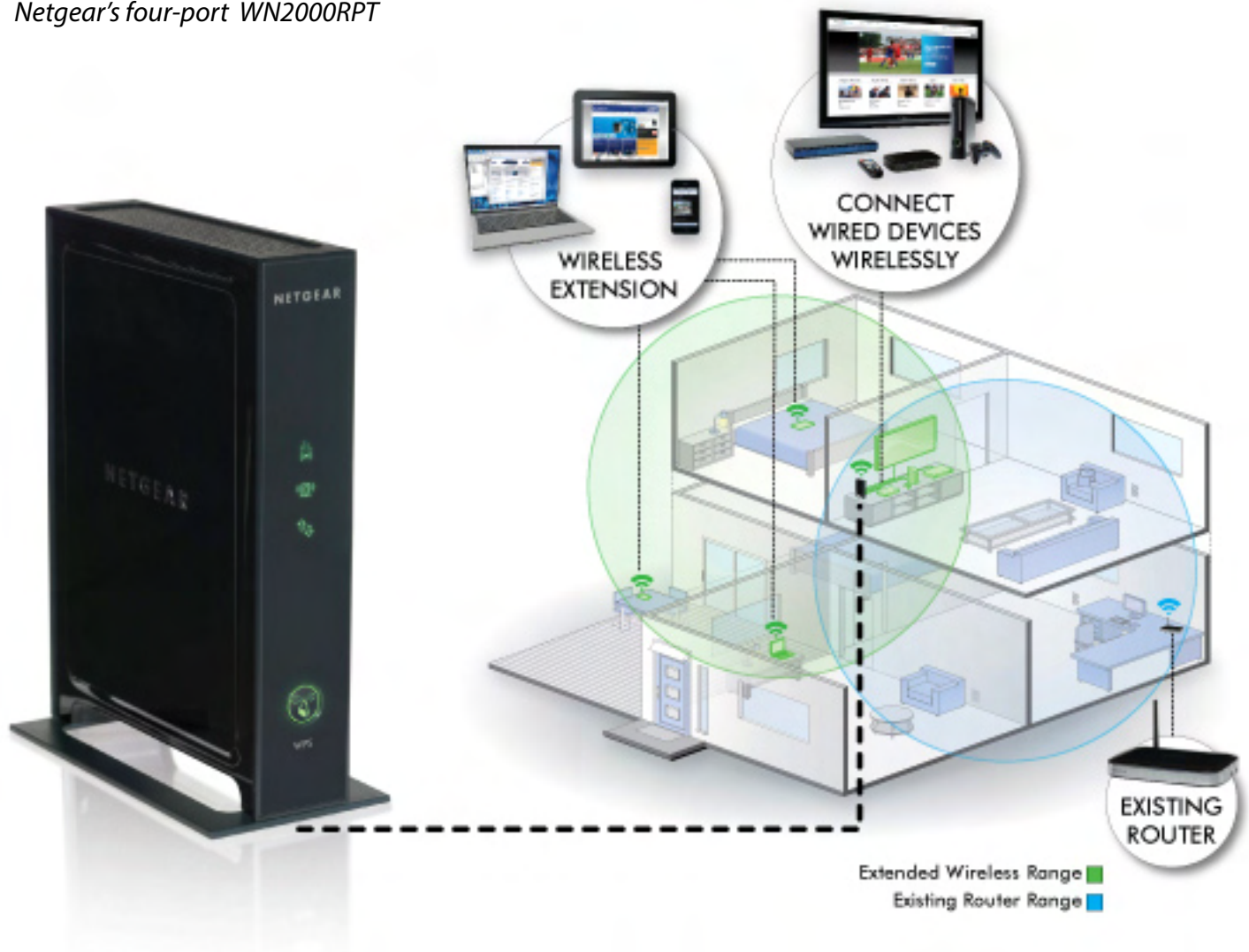
[Cont...]



Network wi-fi extender Netgear WN3000RP

HOME NETWORKING

Netgear's four-port WN2000RPT





[Continued]

If you can't run Ethernet cables around your home and wi-fi isn't up to the job, consider Powerline AV adaptors as an alternative. They come in pairs and are designed to run an Ethernet connection through your home's electrical wiring. Connect one adaptor to your broadband modem (or Ethernet switch) via an Ethernet cable and then plug it into a power socket. Now you can plug the second adaptor into any power socket in the house and run an Ethernet cable from the second adaptor to nearby devices. They create an encrypted connection to guard against other people tapping into your network, which is unlikely in a standalone dwelling but possible in an apartment block sharing a transformer feed between multiple apartments.

The beauty of Powerline AV adaptors is that you can easily move them from room to room, as well as take them with you when you move house. You can use more than two adaptors in unison, and you'll find Powerline AV adaptors with built-in Ethernet switches and wi-fi hotspots.

Powerline AV Ethernet connections aren't as fast as Ethernet cables, the latest models are rated 500 Mbps but you'll be lucky to see 200 Mbps in real-world conditions. Your results will vary depending on the condition of your electrical wiring, the distance between the power sockets and the amount of interference generated by other electrical devices around your home. Using power boards or extension cables can also reduce your speed.

One drawback of Powerline AV adaptors is that they can produce wireless interference. It's unlikely to affect your wi-fi network but can impact on short wave radio communications – much to the frustration of amateur radio enthusiasts. ⚡

Belkin Powerline AV adaptors



TP-Link Powerline AV adaptors

DOWNLOAD ADOBE CREATIVE SUITE 2 FOR FREE!

No! Melb PC Has Not Gone Into The Software Piracy Business!

Believe it or not, Adobe has published a CS2 download page, including links to some of its other, now ageing, applications, as well as the serial numbers required to activate them. And they have made the download available to the general public.

You can also download related extras and tutorials on the site.

The [CS2 download page](#) has the full Creative Suite 2 plus some of the related software, including Photoshop CS2, Premiere Pro, Illustrator, Audition 3.0 and Photoshop Elements 4.0/5.0 available as separate downloads.

The Adobe Creative Suite 2 is a collection of powerful design tools, released in 2005 and, from memory, the suite was selling for over AU\$3000 at the time of its release.

If the above link does not work, copy and paste the following into your address bar – http://www.adobe.com/downloads/cs2_downloads/index.html

Why Is Adobe Giving Stuff Away?

It is unusual, but not unprecedented, for commercial companies to give away old versions of their software. However, the 2005 versions of Photoshop, Illustrator, Premier Pro et al, are hardly obsolete and are still powerful image-manipulation and content-creation tools.

It was initially thought that this was quite a clever move on the part of Adobe. As most of you probably know, Photoshop is widely held to be one of the most routinely pirated applications in the world. A free CS2 would perhaps be preferable to many people than using a knock-off copy of a more recent release.

A free CS2 would also dominate the market and remove many of Adobe's competitors. If given the choice between the free Paint.Net and Gimp, with the more polished and respected Photoshop; surely many users would go for the venerated and well-known Photoshop.

Turns Out To Have Been A Bit Of A Mistake

Adobe apparently never intended to give anything away. The download page was put up as a workaround for the fact that Adobe would no longer be supporting CS2. This would have meant that when anyone who had purchased any of the programs needed to reinstall them or install them on a different computer, they would be unable to activate them. As a result, the programs would no longer work. Therefore, Adobe made available, for these customers, a version of the programs that would not require activation.

Once the download page was uploaded by Adobe, the news went viral, and various sites started notifying everyone that the suite was freely available. It seemed that all you had to do, to be able to down-



Kathy Rouse



load any of the programs, was to register with an Adobe ID. Anyone can register for a free Adobe ID without the need even to possess any Adobe products.

Once Adobe became aware that everyone was under the impression that anyone could download the software, they did a quick panic and withdrew the site. The Adobe Corporate Communications people issued the following press release:

Effective December 13, Adobe disabled the activation server for CS2 products and Acrobat 7 because of a technical glitch. These products were released over 7 years ago and do not run on many modern operating systems. But to ensure that any customers activating those old versions can continue to use their software, we issued a serial number directly to those customers. While this might be interpreted as Adobe giving away software for free, we did it to help our customers.

CS2 Downloads Are Still Available

As at the time of writing this article, Adobe have put the download page back without any warning or explanation as to the intent or otherwise. The only change is that you no longer need to sign in with an Adobe ID in order to access the downloads.

Although it seems that Adobe is not making any further comment, it does look as though there is no going back. Most observers, including myself, believe that the advantages to the company may well outweigh any disadvantages. The possibility of a PR backlash also needs to be avoided.

Note of Caution When Installing The Software

Ensure you make a copy of the software and keep a record of the serial number/s. Also note that there are different versions for Windows and Mac. Make sure you download the software applicable to your Operating System.

Be aware that these are old programs and designed to run on Windows 2000/XP. You may have problems running them on some of the newer machines. Having said that, there are many reports of people successfully installing them on Windows 7 in XP compatibility mode.

Whatever system you have, Adobe installations can be problematic at times. Before attempting to install these programs, I strongly advise that you take an image of your "C" Drive first. Setting a System Restore point should also be done, but I would not rely solely on System Restore to get you out of trouble.

Also, if you Google for advice on installing CS2, you will find a lot of helpful tips.

Good Luck And Enjoy! ☺

PRODUCT	PLATFORM	DOWNLOADS	SERIAL NUMBER
Creative Suite 2	Mac	CS2_install_Mac.pdf	1130-0412-8377-1896-9751-5759
		CS_20_IE_NonRet_D1.dmg.bin	
		CS_20_IE_NonRet_D2.dmg.bin	
		CS_20_IE_NonRet_D3.dmg.bin	
		VC82.dmg	
		CS_2_0_IE_Extras_1.dmg.bin	
	Win	CS2_install_Win.pdf	1130-1414-7569-4457-6613-5551
		CreativeSuiteCS2Disc1.exe	

THE DULMONT MAGNUM

The world's first laptop – designed and built in Australia



Laurie Comerford

As anyone would expect, Australia had the engineering skills and initiative to build a significant world first in the computer world – “The Dulmont Magnum”.

Equally, as you would expect, we didn’t have the marketing clout to go with it, so the computer was largely consigned to the history bin.

As an early user of a Dulmont Magnum, I thought it would be interesting to pass on some information about it.

There is a significant amount of information about the computer on the web, much of it identical and some of it giving different data about the same items. To save typing, I’ve sourced a fair bit of this article from the web. Sites used include:

http://en.wikipedia.org/wiki/Dulmont_Magnum

http://messui.the-chronicles.org/comp/dulmont_magnum.pdf

<http://www.brg-expert.com/professionals-john-blair.html>

<http://www.powerhousemuseum.com/collection/database/?irn=365015>

The Dulmont Magnum as arguably the world’s first laptop computer¹, was designed and marketed by Dulmison Pty Ltd in Australia in the late 1970s and early 1980s.² The hardware design and construction were managed by Terry Crews and Chris Todter while the software team was led by John Blair. (http://en.wikipedia.org/wiki/Dulmont_Magnum)

Based on the Intel 80186 processor, it featured 96Kb of RAM, expandable to 256Kb, and was three or four times faster than the average desktop at that time³. Its operating system was MS-DOS 2.0, not IBM-DOS for which most software was written at that time. Standard applications included MagWriter, a full-featured word-processor able to use Wordstar files and with many Wordstar keyboard shortcuts; MagCalc, a spreadsheet program with 250x250 cells; MagTerm, a 9600 baud communication package; a file manager; a clock/calendar; and a diary program. A basic interpreter was available on a ROM module.

The LCD display had 8, then 16 and finally 40 lines and 80 columns. A dual 320Kb disk drive called a memory expansion box was available, and a CRT monitor could be attached. It also contained patented power saving features whereby it would put the processor to sleep between keystrokes.⁴ The final models were running at 8Mhz.

1 <http://laptop-old-history.blogspot.com.au/2012/10/history-of-laptops.html> has a discussion of various contenders for that role.

2 Information from Google search on “The Dulmont Magnum was arguably” at books.google.com.

3 <http://www.old-computers.com/MUSEUM/doc.asp?c=764>. Numerous other sites quote this information. It’s impossible for me to identify the origin of the information.

4 <http://www.old-computers.com/museum/computer.asp?st=1&c=764> quoting Chris Todler

EARLY COMPUTERS: THE DULMONT MAGNUM



The Magnum was also known internationally as the Kookaburra, and was on the market from 1982 to 1986.⁵ The company found itself undercapitalised as it sought to enter the international market and faced increased competition as other laptops hit the market. It was taken over twice, with the international marketing as “Kookaburra” being undertaken by Time Office Computers (http://en.wikipedia.org/wiki/Dulmont_Magnum).

My Computer

In 1985 I was seconded to the Australian Road Research Board to investigate the design of sub-divisional streets across Australia. As the legibility of my writing leaves a lot to be desired and I appreciated the ability to easily duplicate

[Cont...]

The Magnum weighed less than 4kg. It used a rechargeable Ni-Cad battery and a lithium battery kept the content of the RAM memory when the system was turned off. The expansion box was best left home as it was heavy and generally unnecessary for day-to-day use.

Due to unusual RAM/ROM configurations of the Magnum, drive letters were assigned as follows: drive A – the software ROM, drives B and C – optional software ROMs, D – the internal C-MOS RAM (or “hard disk”), E and F – the external floppy disc drives.

In 1985, the Magnum retailed for A\$2995 for a 96K model, or \$4100 for a 256K model, according to the June 1985 issue of “Just Computer”. From memory, the disk drive unit cost about \$1500.

⁵ Again this information is found at numerous places including for example, <http://www.microbee-mspp.org.au/forum/viewtopic.php?f=31&t=150>

EARLY COMPUTERS: THE DULMONT MAGNUM

[Continued]

written material in a computer, I looked around and found the Magnum/Kookaburra. I bought the whole works – computer with 256Kb RAM, expansion box and an external CRT monitor – for something well over \$5000.

I set my system up with 76Kb allocated to the operating system and programs, with 180Kb allocated to RAM storage D drive. This meant I could work with just the computer while on the road and when I filled the D drive with data, I could save that data to the 320Kb floppy. My expansion box was delivered long after the computer and I took advantage of another user visiting his office in Keysborough to copy my data to floppy disks. Fortunately when typing raw data as notes it took a long time to generate the 180Kb held on the computer's D drive.

Early in my time with the computer I discovered "SmartKey", a brilliant Australian program written by Nick Hammond, a retired Admiral living in Canberra. SmartKey was written to run on IBM-DOS and didn't like the MS-DOS on the Dulmont. While in Canberra I called in on Nick who, to my amazement, opened up the SmartKey.com file in the Dulmont's

editor as a binary file, hunted around for a little while, changed a couple of hexadecimal numbers, then saved the file. Lo and behold, I had SmartKey running on MS-DOS! Thinking about this with hindsight, maybe the issue was between the 8 bit 8088 of the IBM class computers and 16 bit 80186 chip used in the Magnum.

I also used the computer to teach myself a modicum of assembly language programming, C programming and a serious capability in Basic. I also copied raw hexadecimal numbers from *PC Magazine* into COM files such as TED.COM, which at just over 3Kb in size must have been the best bang-for-buck text editor ever.

Later, I used the computer to write Lisp programs and used the spreadsheet for all sorts of spreadsheet-type tasks.



Some related items

- Kookaburra Users Group: This group was very active meeting once a month on Saturday afternoon. Usually about 15 to 20 people attended. I learnt a lot from these people.
- There is an example of the computer in the Sydney Powerhouse Museum. It was donated by Damian McDonald who used it to write a doctoral thesis. The donor explained when asked why he and his wife had chosen the Dulmont Magnum "It was very advanced, it was Australian and it was launched by Barry Jones". (<http://www.powerhousemuseum.com/collection/database/?irn=365015>)
- A contemporary evaluation by John Anderson can be found at: http://www.atarimagazines.com/creative/v11n1/58_Dulmont_Magnum_the_first.php
- Dulmont Magnum book: There is a book called Dulmont Magnum which has no relationship to the computer, but turns up in web searches.
- Failed trademark application: <http://www.trademarkia.com/dulmont-magnum-73468577.html> reports a failure to register a US trademark.

EARLY COMPUTERS: THE DULMONT MAGNUM

There are three hard cover ring-bound manuals:

- MS-DOS Users Guide
- MS-DOS Programmer's Reference (for Assembly Language)
- Dulmont Magnum User's Guide

Looking back at mine, I can see they are well used. In fact, they show more signs of use than the computer.

Despite the ludicrous claims on all the web sites about a 10 to 12 hour battery life, the reality was from 70 to 80 minutes before you had to plug in to the mains again. In many of the libraries I worked in this proved somewhat of an inconvenience.

As can be seen from the photograph, I still have the computer and packaging. I've tried to find a better home for it without success. ☹

Micronews

From Electronics
Australia, December 1983.

Image source:
<https://docs.google.com>

New portable is a world beater

The most significant new computer of 1983 would have to be the Dulmont Magnum. With a full 16-bit processor and up to 256K bytes of RAM in a portable, battery-powered package the Magnum is an exceptional product by world standards — designed and manufactured in Australia.

President Computers will be distributing the Magnum through their 187 outlets nationwide. Managing director Tom Cooper goes so far as to say that the Magnum will establish Australia as the leader in the portable computer market. Certainly the development and production of the machine is a landmark for the Australian computer industry.

The Magnum computer is a "briefcase portable" measuring 305 × 280 × 50mm (W × D × H) when the LCD screen is folded down over the keyboard. The processor is the Intel 80186, an upward-compatible enhancement of the 8086 with a two-channel DMA controller, three 16-bit timers, interrupt controller, bus controller and clock circuit on the chip.

Essentially the 80186 provides significantly improved performance over the 8088 and at the same time reduces the manufacturing costs of the system. The liquid crystal display of the Magnum is mounted in the front half of

... became clear in May this project would require initial funding and international

... 50,000 grant from the Department of Science and Technology. As a result of these combined efforts the Magnum is set to make considerable impact on the portable computer market, both in Australia and overseas.



An Overview of Lexing and Parsing

Originally, this material was published online as two long articles [An Overview of Lexing and Parsing](#) and [Lexing and Parsing Continued](#). Each of those has been split into 3 parts, for ease of publication. This is part 1.

By Ron Savage

An Overview of Lexing and Parsing

For a more formal discussion of what exactly lexing and parsing are, start with Wikipedia's definitions: [Lexing](#) and [Parsing](#).

Also, the word parsing sometimes includes lexing and sometimes doesn't. This can cause confusion, but I'll try to keep them clear.

A History Lesson – In Absentia

At this point, an article such as this would normally provide a summary of historical developments in this field, as in 'how we got to here'. I won't do that, especially as I first encountered parsing many years ago, when the only tools (lex, bison, yacc) were so complex to operate I took the pledge to abstain. Nevertheless, it's good to know such tools are still available, so here are a few references:

[Flex](#) is a successor to [lex](#), and [Bison](#) is a successor to [yacc](#). These are well-established (old) tools to keep you from having to build a lexer or parser by hand. This article explains why I (still) don't use any of these.

But Why Study Lexing and Parsing?

There are many situations where the only path to a solution requires a lexer and a parser.

The lex phase and the parse phase can be combined into a single process, but I advocate always keeping them separate, and I aim to demonstrate why this is the best policy.

Also, for beginners, note that the phases very conveniently run in alphabetical order

So, let's consider some typical situations where lexing and parsing are the tools needed:

1. Running a program

This is trivial to understand, but not to implement. In order to run a program we need to set up a range of pre-conditions:

- Define the language, perhaps called Perl
- Write a compiler (combined lexer and parser) for that language's grammar
- Write a program in that language
- *Lex and parse* the source code
After all, it must be syntactically correct before we run it. If not, we display syntax errors. The real point of this step is to determine the programmer's *intention*, i.e. what is the reason for writing the code? Not to run it actually, but to get the output. And how do we do that?
- Run the code. Then we can gaze at the output which, hopefully, is correct. Or, perhaps, we are confronted by logic errors.

2. Rendering a web page of HTML + Content

The steps are identical to the above, with HTML replacing Perl, although I can't bring myself to call writing HTML writing a program.

This time, we're asking: What is the web page designer's *intention*, i.e. how exactly do they want the page to be rendered?

Of course, syntax checking is far looser than with a programming language, but must still be undertaken. For instance, here's an example of clearly-

corrupt HTML which can be parsed by [Marpa](#):

```
<title>Short</title><p>Text</head><head>
```

See Marpa::R2::HTML for details. The original version of Marpa has been superceded by Marpa::R2. Now I use Marpa::R2 in all my work (which happens to not involve HTML).

3. Rendering an image, perhaps in SVG

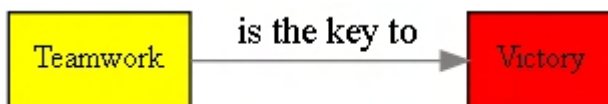
Consider this file, written in the [DOT](#) language, as used by the [Graphviz](#) graph visualizer (teamwork.dot):

```
digraph Perl
{
  graph [ rankdir="LR" ]
  node [ fontsize="12pt"
  shape="rectangle" style="filled, solid" ]
  edge [ color="grey" ]
  "Teamwork" [ fillcolor="yellow" ]
  "Victory" [ fillcolor="red" ]
  "Teamwork" -> "Victory" [ label="is the
key to" ]
}
```

Here we have a "program" and we wish to give effect to the author's intention by rendering this as an image:

What's required to do that? As above, *lex*, *parse*, *render*. Using Graphviz's *dot* command to carry out these 3 tasks, we would run:

```
shell> dot -Tsvg teamwork.dot > teamwork.svg
```



Note: Files used in these examples can be [downloaded](#).

Now, the above link to the DOT language points to a definition of DOT's syntax, written in a somewhat casual version of BNF: [Backus-Naur Form](#). This is significant, since it's usually straight-forward to translate a BNF description of a language into code within a lexer and parser.

4. Rendering that same image, using a different language in the input file

Let's say we feel the Graphviz language is too complex, and hence we write a wrapper around it, so end users can code in a simplified version of that language. This has been done, with the original effort available in the now-obsolete Perl module

Graph::Easy. Tels, the author, devised his own very clever little [language](#), which he called Graph::Easy. The manual for that is on-line [here](#).

When I took over maintenance of Graph::Easy, I found the code too complex to read, let alone work on, so I wrote another implementation of the lexer and parser, released as Graph::Easy::Marpa. I'll have much more to say about that in the next article in this series, so for now we'll just examine the above graph re-cast in Graph::Easy (*teamwork.easy*):

```
graph {rankdir: LR} node {fontsize:
12pt; shape: rectangle; style: filled,
solid} edge {color: grey} [Teamwork]{fill-
color: yellow} -> {label: is the key to}
[Victory]{fillcolor: red}
```

Simpler for sure, but how does Graph::Easy::Marpa work? As always: *lex*, *parse*, *render*. More samples of Graph::Easy::Marpa's work are [here](#).

It should be clear by now that lexing and parsing are in fact widespread, although they often operate out of sight, with just their rendered output visible to the average programmer and web surfer.

What all such problems have in common is complex but well-structured source text formats, with a bit of hand-waving over the tacky details available to authors of documents in HTML. And, in each case, it is the responsibility of the programmer writing the lexer and parser to honour the intention of the original text's author.

And we can only do that by recognising each token in the input as embodying some meaning (e.g. a word such as 'print' *means* output something of the author's choosing), and bringing that meaning to fruition (make the output visible on a device).

With all that I can safely claim that it's the ubiquity and success of lexing and parsing which justify their recognition as vital constituents in the world of software engineering. And with that we're done answering the question posed above: Why study them?

Good Solutions and Home-Grown Solutions

But there's another – significant – reason to discuss lexing and parsing. And that's to train programmers, without expertise in such matters, to resist the understandable urge to opt for using tools they are already familiar with, with regexps being the "obvious" choice.

Sure, regexps suit many simple cases, and the old standbys of flex and bison are always available, but now there's a new kid on the block: [Marpa](#).

Marpa is heavily based on theoretical work done over many decades, and comes in various forms:

- libmarpa
Hand-crafted in C.
- Marpa::XS
The Perl and C-based interface to the *previous* version of libmarpa.
- Marpa::R2
The Perl and C-based interface to the most recent version of libmarpa. This is the version I use.
- Marpa::R2::Advanced::Thin
The newest and thinnest interface to libmarpa, which documents how to make Marpa accessible to non-Perl languages.

The problem, of course, is whether or not any of these are a good, or even excellent, choice.

Marpa's advantages are huge, and can be summarized as:

- Is well tested
This alone is of great significance.
- Has a Perl interface
This means I can specify the task in Perl, and let Marpa handle the details.
- Has its own [Google Group](#)
- Is already used by various modules on [CPAN](#) (this search keyed to Marpa)
Hence, Open Source says you can see exactly how other people use it.
- Has a very simple syntax
Once you get used to it, of course! And if you're having trouble, just post on the Google Group.
Actually, if you've ever worked with flex and bison, you'll be astonished at how simple it is to drive Marpa.
- Is very fast (libmarpa is written in C)
This is a bit surprising, since new technology usually needs some time to surpass established technology while delivering the all-important stability.

- Is being improved all the time
For instance, recently the author eliminated the dependency on Glib, to improve portability.
What's important is that this work is on-going, and we can expect a series of incremental improvements for some time to come.

So, some awareness of the choice of tools is important long before coding begins.

BTW: I use Marpa in Graph::Easy::Marpa and GraphViz2::Marpa.

However, this is not an article on Marpa (but the next one is), so let's return to discussing lexing and parsing.

The Lexer's Job Description

As mentioned, the stages, conveniently, run in English alphabetical order, so we lex and then we parse.

Here, I'm using lexing to mean the comparatively simple process of tokenising a stream of text, which means chopping that input stream into discrete tokens, and identifying the type of each token. The output is a new stream, this time of stand-alone tokens. And I say "comparatively" because I see parsing as complex *compared to* lexing.

And no, lexing does not do anything more than identify tokens. Therefore questions about the meanings of those tokens, or their acceptable order, are matters for the parser.

So, the lexer will say: I have found another token, and have identified it as being of some type T. Hence, for each recognized token, 2 items will be output:

- The type of the token
- The value of the token

Since the process happens repeatedly, the output will be an array of token elements, with each element needing at least these 2 components: type and value.

In practice, I prefer to represent these elements as a hashref, like this:


```
{
  count => $integer, # 1 .. N.
  name  => ",      # Unused.
  type  => $string, # The type of the token.
  value => $value,  # The value from the input
stream.
}
```

with the array being managed by an object of type `Set::Array`, which I did not write but which I do now maintain. The advantage of `Set::Array` over `Set::Tiny` is that the former preserves the ordering of the elements. See also [this report](#) comparing a range of set-handling modules.

The “count” field, apparently redundant, is sometimes employed in the clean-up phase of the lexer, which may need to combine tokens unnecessarily split by the regexp-based approach. Also, it is available to the parser if needed, so I always include it in the hashref.

The “name” field really is unused, but gives people who fork or sub-class my code a place to work with their own requirements, without worrying that their edits will affect the fundamental code.

BTW, if you have an application where the output is best stored in a tree, the Perl module `Tree::DAG_Node` is superb (and which I also did not write but now maintain).

The Parser’s Job Description

The parser then, concerns itself with the context in which each token appears, which is a way of saying it cares about whether or not the sequence and combination of tokens actually detected fits the expected grammar.

Ideally, the grammar is provided in BNF Form. This makes it easy to translate into the form acceptable to Marpa. If it’s not in that form, your work is (probably) going to be harder, simply because someone else has *not* done the hard work formalising the grammar.

And now it’s time to expand on “grammars”.

Grammars and Sub-grammars

An example grammar was mentioned above: [DOT](#). But, how are we to understand a block of text

written in BNF? Well, training is of course required when taking on such a task, and to that I’d add what I’ve gleaned from this work, as follows.

To us beginners eventually comes the realization that grammars, no matter how formally defined or otherwise, contain within them two sub-grammars:

Sub-grammar #1

One sub-grammar specifies what a token looks like, meaning what range of forms it can assume in the input stream. If an incomprehensible candidate is detected, the lexer can generate an error, or it can activate a strategy called – by Jeffrey Kegler, the author of [Marpa – Ruby Slippers](#) (which has no relation to the Ruby programming language).

Put simply, the Ruby Slippers strategy fiddles the current token, or perhaps an even larger section of the input stream, in a way that satisfies the grammar, and restarts processing at the new current token. Marpa is arguably unique in being able to do this.

Sub-grammar #2

The other sub-grammar specifies how these tokens are allowed to combine, meaning if they don’t conform to the grammar, the code generates a syntax error of some sort.

My Golden Rule of Lexing and Parsing

It is: *We will encode the first sub-grammar into the lexer and the second into the parser.*

This says that if we know what tokens look like, we can tokenise the input stream, i.e. split it into separate tokens using a lexer. Then we give those tokens to the parser for (more) syntax checking, and for interpretation of what the user presumably intended with that specific input stream (combination of tokens). And that gives us a clear plan-of-attack when confronted by a new project. ☺

Ron Savage: ron@savage.net.au

Home page: <http://savage.net.au/index.html>

All Programs of mine are “OSI Certified Open Source Software”; you can redistribute them and/or modify them under the terms of The Artistic License, a copy of which is available [here](#).

USB 3 Flashdrive

By George Skarbek

Why would anyone bother reviewing USB flash drives now that they can be purchased for a few dollars? Well this review is of an expensive, large and a fast USB drive: the 128 GB Corsair Voyager GT USB 3 drive.

Why?

Why did I purchase a 128 GB drive? For off-site backup. It lives in my pocket.

Why 128 GB? Because I put on it all my music, photos and a full Acronis image of my main computer plus a full Acronis image of my wife's computer and still have lot of room left over for many software tools and other miscellaneous software.

USB 2 and 3


Purchasing a USB 3 drive does not necessarily make it faster than a USB 2 drive. In fact it can be noticeably slower. USB 3 refers to the speed of the interface and NOT to the speed of the device.

A USB 2 device has a theoretical maximum transfer rate of 480 Mbits/s while the USB 3 maximum speed is 5 Gbits/s.

So if someone is selling relatively old and slow USBs that can transfer, say, 5 MB/s or 40 Mbits/s but with a USB 3 interface, you will be only able to use a maximum of 5 MB/s. However, you will be charged a premium for the useless USB 3 interface.

Corsair Voyager GT

The specifications stated a maximum read speed of 220 MB/s and a max write speed of 130 MB/s. Running my own benchmark by copying a 100 MB file from the RAM drive to the USB drive and electronically timing it to 1/1000 of a second, I obtained 151 MB/s, or 1.2 Gbits/sec.



Using a well-known and widely used program, CrystalDiskMark, the figures came to 213.1 MB/s for read and 177.3 MB/s for write.

When copying GB .tib files I wanted a fast drive. These speeds are faster than many hard drives.

Price

Having looked at the specifications of fast USB 3 flash drives, I looked on eBay for prices. In early January they ranged from \$220 to \$265. Not cheap, but a bit better than the slow 64 GB USB drive that I purchased about five years ago. However, looking at some USA shops, the prices were lower, about \$170 to \$180.

After a bit more searching, I purchased mine from Amazon for \$131 including postage.

If capacity is important to you, but very high speeds are not, then Kogan has a 128 GB USB 3 Flash Drive for \$79. Its specifications are actually quite good, 80MB/s read and 50MB/s write speeds.

Conclusion

I have had my Corsair Voyager GT USB 3 drive only for a couple of weeks but its speed for backups is amazing, and for such a large capacity small drive that comfortably fits in my pocket, I can recommend it. ☺

CrystalDiskMark 3.0.1 x64

File Edit Theme Help Language

All

2

100MB

J: 48% (57/119GB)

Read [MB/s]

Write [MB/s]

Seq

213.1

177.3

512K

208.5

60.15

4K

16.15

1.161

4K QD32

18.73

1.171

Corsair Voyager GT 3.0 USB

KP-810-10A Mini Wireless Keyboard With Touchpad And Scrollbar

By Patrick Brennan

Small is beautiful.

Why use a lap-crushing, full-size wireless keyboard/touchpad device when a mobile phone size, light-weight miniature can now do the job?

Admittedly, Unisen Group's iPazzPort range of RF, Bluetooth and infrared input devices have been around for some time now. Over time the range, designs and features have all been improved. I purchased the KP-810-10A from an auction site for around \$25 in October 2012.

Feature-packed

For a start, trainers and teachers will love the KP-810-10A. It has a built-in laser pointer and Page Up/Down buttons conveniently placed on the side of the device.

The full QWERTY keyboard has large enough keys to enable error-free typing. Other keys allow multimedia control. Even Ctrl-Alt-Delete is supported.

But the best features are the touchpad with scrollbar and the independent left and right mouse buttons. Just like a touchpad on a laptop, the mouse cursor position can be controlled by dragging a finger over the pad. Left clicks can be sent by tapping the touchpad. A reliable scrollbar on the touchpad allows page scrolling.

Other models have microphones and speakers built in to allow hands-free Skype calls. Another model can learn your remote control codes, and yet another model acts like a Wii remote control. There are too many features to cover, so for full information, visit the product website.

Big-screen fun

The next time you hook up your laptop to the big screen for an all-night, online video feast, the KP-810-10A will free you

from it. Plug the dongle into the USB port on the laptop and you're in control from the mini keyboard/touchpad, up to 10 metres away. For night use, backlighting is available.

The keyboard is useful enough to quickly type what you want into a webpage search box, but very long email replies may have you back at the laptop keyboard.

Windows Magnifier

I recommend using the Magnifier program (almost every version of Windows has it) when using a laptop on the big screen.

Allocating a portion of the whole screen to the magnifier window enables text to be clearly read at a distance. Set the magnifier program to follow the mouse cursor. To read any text, just move the mouse cursor near it. An enlarged version will appear in the magnifier window.

Using Windows Magnifier is a lot faster than changing screen resolutions back and forth.

www.ipazzport.com

The website for the iPazzPort range of devices is very good and is in acceptable English for a Chinese-based website.

Where to buy

Australian purchasers can purchase the devices from local auction websites. ☺



Nokia's Lumia 920

Nokia's Lumia 920 shows that Windows Phone 8 is shaping up as a solid competitor to both the iPhone and the Android army, but Microsoft may have given its rivals too much of a head-start.



By Adam Turner

For all the criticism of the new Windows 8 Modern UI interface on desktops, notebooks and tablets, Nokia's new Lumia 920 shows just how much more intuitive it can be on a smartphone.

The Lumia 920 is the first phone from Nokia to run Windows Phone 8, bringing with it significant changes from its Windows Phone 7 predecessors. It sells for \$829 outright or is available exclusively from Telstra, while the cheaper Lumia 820 is available from Optus and Vodafone.

Microsoft has relaxed its tight hardware restrictions, letting the Lumia 920 boast a crisp 4.5-inch, 1280x768 pixel IPS LCD screen. A bright screen with vivid colours and deep blacks, it produces fantastic images, outclassing Android's flagship Samsung Galaxy S III 4G and even rivals Apple's iPhone 5. The Lumia 920's screen also copes well with outdoor glare.

The Lumia 920 is thicker and heavier than its rivals, but it still fits comfortably in your hand and is far from a brick. Turn the phone on its side and you'll find a dedicated camera button under your right index finger. This is where Nokia's camera-phone heritage shines through, thanks to a Carl Zeiss f2.0 lens and optical image stabilisation. The 8.7 megapixel camera captures impressive still photos and also offers 1080p HD video capture. The camera copes very well in difficult lighting conditions, while the image stabilisation helps cut down on blurry shots.

The Lumia 920 can also hold its head high in terms of connectivity, connecting to Australia's

new high-speed LTE mobile broadband networks to deliver download speeds of 50 Mbps and above. When you're beyond the metro-centric LTE networks the handset falls back onto HSDPA, which still offers respectable speeds of up to 20 Mbps in real-world conditions.

You've also got the usual suspects such as Bluetooth 3.0 and Wi-Fi 802.11 b/g/n which supports both 2.4 GHz and 5 GHz networks (the latter is less prone to interference). More intriguing is the inclusion of Near Field Communications for short-range wireless interactions. NFC ties in with Windows Phone 8's digital wallet features and could eventually act as a contactless credit card if the banks and telcos get onboard as they slowly are doing with Android.

In terms of features, the Lumia 920 is a worthy rival to the Android and Apple superphones, but this alone probably isn't enough to convince existing Apple and Android users to switch camp – especially if they've invested in apps and accessories.

To be honest, most people choose their smartphone based more on the operating system and wider ecosystem than the features of the handset. Even first-time smartphone buyers are entitled to ask why they'd back Microsoft's fledgling platform over the more mature alternatives. Windows Phone 8's strengths are its access to the Windows Store for apps, its cross-compatibility with other Microsoft devices and its tight integration with Microsoft's online services.

Business users will like the fact that they can create and edit Word, Excel, Powerpoint and OneNote

documents on the Lumia 920 and sync them with other devices via Microsoft's SkyDrive cloud storage service. If you want to stick with Microsoft's document formats, working with Windows Phone 8 is smoother than using Apple or Android's Office-like alternatives. It's particularly attractive if you've already embraced Windows 8 on your computers and tablets.

When it comes time to play, Windows Phone 8 ties into the Xbox ecosystem for gaming, music and movies. But the Windows Store's range of third-party apps is still thin compared to the offerings of Apple and Android. Microsoft is catching up quickly – at least in quality if not in quantity – and it's worth checking the <http://www.windowsphone.com/en-au> store to see if the range of apps meets your needs.

The ability to run the same apps in Modern UI on all your Windows devices is appealing, but

keep in mind Windows Phone 8 will still be last in line for new apps and services for a while yet.

Nokia's key contributions include Nokia Maps and Nokia Drive+ for in-car satellite navigation, which offer the advantage of full offline caching. Meanwhile Nokia City Lens could be a sleeper technology – it's an augmented reality app which superimposes information about local businesses and landmarks on the screen as you pan around with the camera.

The Lumia 920 is certainly an impressive upgrade from Nokia's Windows Phone 7 devices, but you're entitled to ask why you'd opt for Windows Phone 8 over the more established alternatives with access to a wider range of apps and accessories.

In motoring terms, Nokia's Lumia 920 could be the world's greatest car but it still wouldn't be right for you if it couldn't drive you everywhere you wanted to go. It's perhaps a harsh assessment of the current state of play, but consider your needs carefully before taking the plunge into Windows Phone 8. ☺



BREAKING NEWS

The Marketplace Newsgroup is the place to buy and sell your goods. Lots of items are free too. Recently a four-drawer filing cabinet, a heat sink, and a Canon Pixma MP 610 have all gone to new homes.

**You can request help on any topic, at any time, 24/7 in the newsgroups.*

We have 14 newsgroups, each with a different emphasis. You can read some of the newsgroup conversations by logging into <http://forum.melbpc.org.au/newsforum/> with your Melb PC username and password.

To read all of the newsgroups, and when you are ready to start a topic, join a conversation or ask for help, you can setup a newsreader utility on your computer. We will help you with this. Here's the place to start <http://member.melbpc.org.au/~anywhere/>



Raspberry Pi Corner

By Lance Lloyd

What with the Christmas/New Year break, helping my son build a gaming PC, setting up laptops for a colleague and my wife as well, and hardware upgrades to my own PC and another colleague's PC, I have had no time for RasPi exploits.

However, the RasPi Foundation and wider community have continued to be very active. It was reported that Element 14 and RS Components have sold almost one million RasPis between them.

I have a Google Alert set up to track news on the RasPi, and each night I would get at least three news stories and a few links to blogs on the RasPi.

There is so much buzz around the world on these little computing platforms.

The most significant news is that the Foundation has released a Model A RasPi with less memory and fewer connectors but at the lower price of \$US25. This will appeal to those hardware hackers creating projects, by reducing the cost of experimentation.


An exciting bit of news is that even more documentation for the RasPi is being written, with the Raspberry Pi Education Manual being produced and freely available at http://downloads.raspberrypi.org/Raspberry_Pi_Education_Manual.pdf. This document complements the free (from the Foundation website) and the paid (one by Eben Upton) eBooks via online commercial booksellers. There is also another online learning resource developed by the Adafruit people found at <http://learn.adafruit.com/webide> which also promises to be a great resource for new and less experienced RasPi users.

If you are looking to use your RasPi as a media centre, there is an updated version of the XBMC software available from Open Elec (openelec.tv). There are other media centre op-

tions too, including the (paid) software from Twonky (<http://twonky.com>), claiming to run up to 720p content on a RasPi without incident. Consider the cost however, of \$US40, which is more than the cost of the RasPi!

One rather fascinating project outshines a galaxy of great ideas, and this is the Raspberry Pi in a Pinball system (see www.markbaldridge.com). It's likely that this project will appeal to the young-at-heart babyboomer with computing, electronic and building skills!

Remember, once you have had your RasPi delivered, head over to www.raspberrypi.org for all the news, downloads and ideas that you could need as you prepare your RasPi for great things. ☺



Everything Apple

Convener:

Susan Jensen 9885 7060

Assistant Convener:

Damian Vuleta 9509 9992

E-mail to: applesig@melbpc.org.au
or everything-apple@ausom.net.au

A joint venture between MelbPC and AUSOM. The emphasis will be on Apple iDevices (iPod, iPhone, iPad, AppleTV, Time Capsule Airport Extreme) and helping people understand the Mac environment.

Next Meeting: February 12

2:00 pm

iPad: Out of the Box

Presented by Julie Ackroyd

Everything Apple in February will bring us in at entry level with Julie Ackland opening her iPad straight out of the box and showing us what you can expect from pre-loaded apps and the virtual keyboard, and talking us through the iPad set-up process. If you are new to the iPad this session shouldn't be missed.



There will be a 10-minute tea break halfway through and time for questions afterwards

**2nd Tuesdays, 2:00 pm–4:00 pm
(except January)**

**Moorabbin Interest Group Room
479 Warrigal Road, Moorabbin**

AASIG (Newsgroups)

Kevin Martin

Yes, we do songs in the newsgroups too!

BORN TO BE MILD

Keep the inputs flowing,
On the superhighway,
Looking for good data,
And whatever comes our way.

Oh, quad core going to make it happen,
Search the web and wasting time.
Boot your OS and unleash the power,
Windows 8 is fine.

Zimmer frame is broken.
Am no longer mobile.
Forums, news groups email,
These are much more my style.

Oh, quad core going to make it happen,
Search the web and wasting time.
Boot your OS and unleash the power,
Windows 8 is fine.

Mobile phones and tablets.
Look at the new future.
BBS is history.
Modern comms will suit you.

Oh, quad core going to make it happen,
Search the web and wasting time.
Boot your OS and unleash the power,
Windows 8 is fine.

Like a true, techie child,
I was born, born to be mild.
I can search so wide,
Computer by my side.
Born to be mild.

Stephen Lake

(With apologies to Steppenwolf)

Adobe Video Workshop

Report by Kathy Rouse

DECEMBER 2012

Twently attended our December meeting.

1920 X 1080 CAMERA FOOTAGE OUTPUT TO DVD

Using the Project Archiver in Premiere Elements, a member brought in a condensed version of her project in order to get some advice/help as to why the output to DVD was disappointing.

After previewing the project and the resulting DVD, it seems that our member had done nothing "wrong". When we output the project to a DVD there were some artefacts and shimmering. Although the result was not really dreadful, it was certainly disappointing considering the excellent

quality of the source. When it was output to MPEG 1920x1080i 25 file, the result was excellent, so the problem seems to be in the downscaling of the high-definition footage to a standard 720x576 DVD.

I have done a little research on this topic. It seems that the problem is caused by poor downscaling algorithms, the math that is used to convert a higher resolution source to a lower resolution output. Adobe is, apparently, not as good as some other editors in this area. The project was done in Premiere Elements 9. I understand that Adobe has been working on improving some of its algorithms. Whether or not the problem is still there, or as bad, in later versions,

is something I would like to look at in a future workshop.

I found a link to a discussion on the Adobe Forums relating to this problem, specifically with PE9, that you may like to view:

<http://forums.adobe.com/message/3728473>

The proposed solution is as follows:

“Although technically the program should be able to go directly from AVCHD to DVD, here’s the best way to ensure a problem-free production.

1. Make sure your project is properly set up for AVCHD. Add your camcorder’s footage and edit your movie. (Note that you will need a good quad core or i7 processor to work with AVCHD efficiently.)
2. Go to Share/Computer/AVI to output your movie as a DV-AVI.
3. Open a new project with standard DV settings. Add the DV-AVI and place it on your timeline.
4. Add your scenes and menus and Share/To Disc to create your DVD. (I always choose the option to Burn the DVD files to [hard]disk and then use a program like ImageBrn to burn this VIDEO_TS folder to a DVD – another way to avoid a potential trouble spot.)”

If you do give this method a try, please let me know the results so I can report it to the next workshop in 2013.

FROM THE HELP FILE ON USING THE PROJECT ARCHIVER IN PREMIERE ELEMENTS

- Choose File > Project Archiver.
- In the Project Archiver dialog box, select either Archive Project to copy a trimmed version of your project or Copy Project to copy an untrimmed version, including all assets, to a new location.
- To specify a folder for the project, click Browse and locate the folder.
- In the Browse for Folder dialog box, you can click Make Folder to create a new folder.
- After you specify a folder, click OK, and then

click OK again to close the Project Archiver dialog box.

Adobe Premiere Elements places the new files into a folder with a name that starts with either Trimmed, if you chose Archive Project, or Copied, if you chose Copy Project.

The trimmed project includes up to 30 frames of extra footage, called handles, before the In point and after the Out point of each trimmed clip, for minor adjustments you may want to make after archiving the project.

To work with an archived project on another computer, open the project file (prel) in Premiere Elements and relink to the media in the Tasks/Assets panel and go to Edit>Locate Media. Locate the actual source file (in your archived project) and click select. In Premiere Elements 9, you can right-click on an offline clip in the Timeline and select Update.

USING PHOTOS IN YOUR PROJECT

If you want to work with images from a digital still camera you should think about changing the default preferences. In Edit>Preferences>General uncheck the option to “Default scale to frame size” and use the Motion Effects to change the size and position of the photo and, if desired, add motion keyframes.

Doing this will stop your photos from being downsized by the program and losing quality. It will also avoid having to put up with the black bars either side of the usual widescreen output.

SPYDER 3 PRO – MONITOR CALIBRATION

Roger Wragg showed us some how to use the Spyder to calibrate a monitor. Calibrating your monitor tunes your display to a reference standard and brings colour consistency to your monitor to better reflect your printing output.

It was a very simple process to install the software from the supplied CD, which must be done before connecting the Spyder hardware. Once the software was installed on our machine,

Roger plugged the Spyder into a USB port and positioned it over the monitor as guided by the wizard.

The sensor then measured a series of colours on our monitor and created a profile that brought the display to a reference state.

At the end we were shown how images looked before and after calibration. The improvement was significant and very impressive. There is no doubt about the benefits of calibrating your monitor if you are serious about enabling true-to-life reproduction of image files.

More information on monitor calibration and the various products available can be found on the Spyder website <http://spyder.datacolor.com>. You can browse online for some competitive prices.

AE CS6 KEYBOARD SHORTCUTS

For those of you with After Effects CS6, you may like to download a copy of some of the most popular keyboard shortcuts.

Also, please be aware, that many of the shortcuts have changed from earlier versions. This is also the case for Premiere Pro CS6, and you may find this link helpful in navigating the new shortcuts and options: <http://www.premiumbeat.com/blog/dynamic-editing-play-around-premiere-pro/>

MEMBERS' VIDEOS

Members videos included a short memorial video, 45 second time lapse video of Gerberas (orange daisies) opening and closing, which took 6 ½ hours to video, and a lovely 4 ½ minute video of birds in the backyard.

NUFFIELD VIDEOS BY BARRY HORN

Barry shared with us his latest swag of Nuffield videos, all done using Premiere Elements 11.

His editing involved using multiple cameras and he had all the cameras used, running continuously so that it was only a matter of lining them up once to sync the sound and motion and then choosing the desired vision.

Various angles and showing someone asking a question, and then going to the person on the podium answering the question, added interest and professionalism to the videos.

He told us how, in the process, he had learned how to resize clips, create a coloured background matte and other techniques and that he was still picking up new ideas along the way. He aims to be able to speed up the workflow and take one of these presentations to a finished project within one hour. A very ambitious aim!

Some of Barry's recent uploads for you to view (many of the videos are also on YouTube):

<https://vimeo.com/54647478>

<https://vimeo.com/54518427>

<https://vimeo.com/54504502>

<https://vimeo.com/54443594>

NEXT MEETING – 7TH FEBRUARY 2013

Barry Sheedy has recently upgraded to a new Sony Handycam and Adobe Production Premium CS6. He will share his experiences videoing and editing with the new equipment and software at our first meeting for the year.

Access (Database) and Excel

Craig Evans

The discussions in our meeting are shown in the article titled "Access and Excel Tips".

December 2012

In better weather conditions than on the same occasion in 2011, December's meeting began somewhere around 6:20pm with a spit sausage-and-hamburger-patty sizzle skilfully prepared and presented by Ken Gubbins and accompanied by a glass of red or white to help with the general conviviality. Thanks, Ken and all involved; much appreciated by the rest of us.

Prior to regular business, Paul projected a short video in which the presenter claimed that, although an ink tank is shown as empty and due to be replaced, an appreciable quantity of ink often remains in it. He then showed how to reset the tank memory chip so that the remaining ink becomes available. (Almost half the ink remained in the tank he used in the demonstration.)

Q&A WITH GEORGE

Following an update, Firefox advised that three Kaspersky utilities are not compatible with that version of Firefox, stating the browser would disable them for the time being and update them later. Are these utilities necessary?

Not really. They may be compatible with another browser, such as Internet Explorer or Chrome, but it is unlikely that they are really needed.

Recently, a member using Web Mail to check email and reject unwanted messages has been unable to download all the remaining mail.

Although having heard of similar cases, George was unable to give a definitive answer other to advise that it should not simply be left on Web Mail but rather be deleted there, otherwise more will accumulate as unread and eventually fill the mail box.

In discussion, the member added that he often is able to download that particular message next time he uses Web Mail: It could be that there is something wrong with the email such that Web Mail doesn't recognise it immediately as a genuine mail message.

STEWART'S TIPS 'N' TRICKS

Stewart's Tips 'n' Tricks covered Windows 8 keyboard and mouse shortcuts, many of which also apply to Windows 7. Details of Stewart's presentation appear on the East web page (<http://groups.melbpc.org.au/~east>).

Meanwhile, try the following:

- For Windows 7 shortcuts, open the Start Menu. In the right-side pane, click Help and Support. In the Help search bar, type Shortcuts and Enter. Click Keyboard Shortcuts and either select the required group from the list or click Show All.
- For Windows 8 shortcuts, try <http://darktips.com/windows-8-keyboard-shortcuts>.

REST OF MEETING

Paul followed with a presentation on his use of his Netgear router as a NAS box. The router, a gateway, has two USB ports to which he has attached external hard drives. With a slide show, he showed how he is able to access the two HDs, both within the network and via the internet.

He completed the presentation with a talk and some discussion on security, covering WEP, WPA-PSK, WPA2-PSK and WPS. WEP, easily cracked, is not recommended.

Dave completed the meeting with a talk on the pricing of Windows 8. A new computer purchased today will likely have Windows 8 installed. To downgrade to Windows 7 will mean purchasing 7 at about four times the price of 8; however, till the end of January, a computer purchased with Windows 7 installed can be upgraded to 8 for \$14.95.

Upgrading from an existing Windows 98, XP or 7 computer will cost \$39.95 (both US and AU) and is available from Microsoft as a 2.6 GB download for 32 bit or 3.4 GB for 64 bit. The upgrade can be purchased as a DVD for \$69.99 RRP; however, Officeworks currently is selling it for \$47.87. The OEM version is \$199. A compatibility guide from Microsoft can be downloaded and used to check current hardware and software.

Linux & Open Source

Report by Stephen Tidswell

December 2012

Apologies were received from James Cox.

The meeting resolved to proceed as a workshop and discussion group for the evening.

A wide range of matters of interest was explored,

including Skype, SSH, Thor, Samba and alternative ways of accessing other operating systems to share files.

Next meeting: 7pm, Monday 11 February 2013

Yarra Ranges

Report by John Sapsford

December 2012

The final meeting for the year commenced at 9.20am with 16 members attending. Bryan welcomed a new member and Dave Botherway.

New hardware/software purchases: Bryan bought a 10 USB port powered hub and John a copy of Windows 8 Professional.

Bookings for our room for 2013 have been finalised with Japara House. We will continue to have our meetings on the 4th Tuesday of the month. We will commence the New Year on 22nd January.

We had a discussion about shopping on-line versus retail stores with a variety of opinions expressed. A good web site to compare prices on-line is www.allthedeals.com.au

Bryan asked for suggestions for meetings next year. These included file sharing and selling on eBay. The latter had been covered during the year, but Bryan can repeat if required.

A few members had looked at our SIG web site

recently. Shane keeps it up-to-date and it will continue to include the monthly report from each meeting. www.melbpc.org.au/~yrigsig

Mention was made of the computer tips in the free monthly newspaper, *Fifty-Plus News*. Also the useful web site: www.seniorshelpingseniors.com.au is worth looking at.

We looked at some YouTube videos including the amusing "The Story of the Nativity".

After morning tea we had a question and answers session. These included:

- How to split tracks on a long MP3 recording.
- How to install Windows 8 with a dual boot.
- Problems downloading .exe files.
- Robo uninstaller
- How to play videos within Picasa and Sound Card problems.

The meeting ended at 11.20am followed by a special Christmas buffet lunch.

BREAKING NEWS

An important security issue with Java on our computers was raised, and a fix was quickly suggested.

** We are up-to-date, and can assist with your computer security issues in the newsgroups.*

We have 14 newsgroups, each with a different emphasis. You can read some of the newsgroup conversations by logging into <http://forum.melbpc.org.au/newsforum/> with your Melb PC username and password.

To read all of the newsgroups, and when you are ready to start a topic, join a conversation or ask for help, you can setup a newsreader utility on your computer. We will help you with this. Here's the place to start <http://member.melbpc.org.au/~anywhere/>



SPECIAL INTEREST GROUP DETAILS

SIGS ARE THE LIFEBLOOD OF MELBOURNE PC USER GROUP

Groups of members with specific interests meet regularly to discuss and indulge their interests in a wide range of topics.

This is where Melb PC membership really pays off and you gain all the benefits. Enhance your computer knowledge and widen your circle of friends to include others who have similar interests and very often, similar problems to solve.

Attending a SIG and meeting other members not only helps to enhance your knowledge and understanding of the specific topic. Often 1 you will see presentations by visiting experts and the value of that is clear to all.

All members are most welcome. This is part of your Melb PC membership, so feel free to contact any of the conveners listed here. Ask them about future meetings; ask them about the format of their meetings and anything else you need in order to get started.

ACCESS (DATABASE) AND EXCEL

access@melbpc.org.au

<http://groups.melbpc.org.au/~access/>

2nd Monday of each month 6.30pm-8.30pm
(except January), Melb PC Headquarters,

479 Warrigal Road, Moorabbin 3189.

Craig Evans Craig_Evans@racv.com.au

Do you want to extend your use of Access, Excel and VBA? Do you have experience with Access, Excel or the VBA code behind them? Come along, ask questions, share your experiences, help solve others' problems and pick up a new idea or two for yourself.

All levels of user experience are welcome. Even the simplest problems can generate interesting solutions.

ADOBE VIDEO

adobevideo@melbpc.org.au

<http://groups.melbpc.org.au/~adobevideo/>

1st Thursday of each month, 2.00pm-4.00pm (except January) Melb PC Headquarters, Level 1, 479 Warrigal Rd, Moorabbin 3189, Kathy Rouse 9580 6386

The Adobe Video SIG is aimed at videographers, from beginners to the more experienced, wishing to edit and enhance their home videos using Adobe software. The group has lively interactive presentations from various members using the video editing programs Premiere Pro and Premiere Elements. The workshop also includes tips and techniques, shared by the members, on the use of other Adobe software such as Photoshop, Illustrator and After Effects.

ADOBE VIDEO SPECIAL INTEREST GROUP FIRST MEETING FOR 2013– THURSDAY, 7TH FEBRUARY

1.30pm in the Main Room 2nd Floor, Melb PC Headquarters

479 Warrigal Road, Moorabbin (opposite Bunnings)

<http://member.melbpc.org.au/~adobevideo/index.html>

At our February meeting, Barry Sheedy, the seasoned and very experienced videographer, will share with us his experience in coming to grips with his new Sony Camcorder – the SONY HDR-PJ760V. He will also demonstrate editing the footage with his newly installed Adobe Creative Suite 6 Production Premium.

Please bring along any videos, items of interest, tips or questions you may have, to the workshop.

SPECIAL INTEREST GROUP DETAILS

ANYWHERE, ANYTIME (NEWSGROUPS)

anywhere@melbpc.org.au

<http://groups.melbpc.org.au/~anywhere/>

Time 24/7 location as you choose. Kevin Martin (evening only) 9723 5997 or 0407 343 162

The Anywhere, Anytime SIG provides a 24-hour, 7-day-a-week and always-easily-accessed place for all members of the Melb PC User Group to read and write comments, to ask questions on computing or non-computing topics, to receive replies from other Club members and to read their exchanges between each other.

BALLARAT

ballarat@melbpc.org.au

*1st Thursday of each month 7.30pm-9.45pm
Midlands Golf Club Heinz Lane Ballarat. Alan Pittard 5339 4235*

Ballarat is a general purpose SIG. Usually we have no specific topic; it suits everyone at present to let the meeting run in a direction that is topical on the night. From time to time we have a guest speaker/presenter on something of particular interest to us at the time but free form seems the norm at present.

BAYSIDE

bayside@melbpc.org.au

<http://groups.melbpc.org.au/~bayside/>

*3rd Thursday of each month 10.00am-12 noon St Stephens Church Hall Cnr Cochrane Street & North Road Brighton. Beginners' subgroup meets 12 noon-1.00pm after the main meeting. John Morris 9583 4095
Graham Ackland 9589 6229*

BEGINNERS EAST

beast@melbpc.org.au

*3rd Sunday 10am-12.30pm (January to November)
and 2nd Sunday 10am-12.30pm (December)*

*Vermont South Community Centre Karobran Drive
Vermont South Melway 62 G7. Dave Botherway*

The East Beginners Group demonstrates how to set up and maintain a computer, how to run software, scan documents, process images, sort out error messages, etc. All procedures are repeated (slowly) until members feel confident with the new knowledge.

CASEY

casey@melbpc.org.au

<http://groups.melbpc.org.au/~casey/>

*2nd Friday of each month 12.30pm-3.00pm
(except January public holidays)*

*Hampton Park Community House: 16-20 Stuart Ave.
Hampton Park Melway 96 E8. Jan Whitaker, Jan Weiner 9560 6924*

Casey offers a friendly, social atmosphere where our members learn from, support, encourage and help each other on computer and communications topics. The Hampton Park meeting is based on presentations and Q&A.

CASEY WORKSHOP

casey@melbpc.org.au

<http://groups.melbpc.org.au/~casey/>

4th Friday of each month 10am-12.30pm

*Hampton Park Community House: 16-20 Stuart Ave.
Hampton Park Melway 96 E8. Jan Weiner 9560 6924
Jan Whitaker*

Please bring your Laptop or your complete PC if you need assistance. Windows 7 help will be available. Wi-Fi updating is possible using the Internet available on-site. Notify Jan Weiner, weijan@melbpc.org.au or Phone: 9560 6924, of your intention to attend.

COMMUNICATIONS

comms@melbpc.org.au

*2nd Wednesday of each month 7.00pm-9.30pm
(except January) Melb PC Headquarters, Level 1, 479
Warrigal Rd, Moorabbin 3189, Philip Lew 9822 2998 BH*

SPECIAL INTEREST GROUP DETAILS

The Communications SIG focuses on all aspects of computer connectivity. Topics include modem communications (BBS and internet dialup); Client/Server software, HTML and other internet related topics. We also cover topics on Computer Networking (LANs and WANs) and other relevant general telecommunications issues of interest to the well-connected PC user.

E-BOOK

ebook@melbpc.org.au

*2nd Thursday of each month (except January)
7.00pm, Melb PC Headquarters, Level 1, 479 Warrigal Rd, Moorabbin 3189. Dennis Fieldhouse 9557 6847
Keith Younger 0414 945 791*

The E-Book SIG is a forum for the sharing of information, experiences and ideas relating to the broad field of ebooks and e-readers. At present the range of ebook readers is rapidly expanding and costs are falling, yielding great scope for reviews and performance comparisons. Purchase of ebooks and the software for this purpose is worthy of study as are the various programs for manipulating and editing of text.

EAST

east@melbpc.org.au

<http://groups.melbpc.org.au/~east>

*2nd Wednesday of each month 7.30pm-10.00pm
(except January) Vermont South Community House
Karobran Drive Vermont South Melway 62 G7. Paul Woolard
9877 1059 Ian Dewhurst 0438 480 500*

At East we provide an entertaining and informative session covering a range of computer topics for all levels, some from invited speakers and some from our own members. George Skarbek hosts the popular Q&A segment.

EAST WORKSHOP

eastwsh@melbpc.org.au

<http://groups.melbpc.org.au/~eastwsh>

*2nd Sunday 10.00am-4.00pm Wadham House 52
Wadham Parade Mt Waverley rear of Library Melway
61 E12. Ken Gubbins 9898 5478 Jeff Webster 9897
1037*

The East Workshop is hands-on, practical, interactive and runs on "Show me how, and I'll do it with your assistance". We handle "how to upgrade", "software doesn't run", "slow computer", "no sound", "no video" problems, and more. Bring your computer.

ESSENDON

essendon@melbpc.org.au

<http://groups.melbpc.org.au/~essendon>

*1st 2nd and 3rd Friday of each month 9:30am-
12 noon (except January) Nancye Kirchner
Neighbourhood Centre Doyle Street Avondale
Heights Melway 27 D6.
John Guegan 9317 7114*

Provides assistance with computer skills including word processing, spreadsheets, digital photography, music applications, computer maintenance and product reviews. 1st Friday – Main meeting. 2nd Friday – New Users. 3rd Friday – Advanced Users.

EVERYTHING APPLE

applesig@melbpc.org.au

or everythingapple@ausom.net.au

*2nd Tuesday of each month 2:00 pm-4:00pm(except
January) Melb PC Headquarters, Level 1, 479
Warrigal Rd, Moorabbin 3189, Susan Jensen 9885
7060 Damian Vuleta 9509 9992*

President: Ivan Radywonik

Email: president@ausom.net.au

SPECIAL INTEREST GROUP DETAILS

A first joint venture between Melb PC and AUSOM. The emphasis is on Apple iDevices (iPod, iPhone, iPad, AppleTV, Time Capsule, Airport Extreme etc.) and helping people understand the Mac environment.

GENEALOGY

geneast@melbpc.org.au

*3rd Sunday 1.00pm-4.00pm (January to November)
2nd Sunday 1.00pm-4.00 (December) Vermont South
Community Centre Karobran Drive Vermont South
Melway 62 G7. Robert Swindley*

The Genealogy SIG is for those beginning genealogy and for those who are advanced but need more computer knowledge to move ahead. Members' trials, tribulations and expertise are openly discussed and freely shared in this self-help group.

GRAPHICS/ANIMATION

graphics@melbpc.org.au

<http://groups.melbpc.org.au/~graphics>

*3rd Monday of each month 7.30pm-9.30pm Melb PC
Headquarters, Level 1, 479 Warrigal Rd, Moorabbin
3189, Yahya Abdal-Aziz, Roger Wragg*

The Graphics SIG explores everything to do with computer graphics, software and hardware. Topics discussed include paint programs, drawing, animation, graphic programming, fractals, printing, scanning, fonts, design, illustration and better photography. Bring along your questions and problems. Visitors are always welcome.

IHELP

ihelp@melbpc.org.au

<http://groups.melbpc.org.au/~ihelp>

*Approximately 6 monthly, 7.00pm till 9.00pm,
Melb PC Headquarters, Level 1, 479 Warrigal Rd,
Moorabbin 3189.*

*Convener: Rotational. The current leader can be
determined from the office.*

The function of iHelp is a group of "Users helping Users" whose main role is to sort out internet or General PC problems so that members can get a full featured online experience. Services include Telephone First Aid, Email Help and Internet Help.

Volunteers with patience and computer experience are always welcome.

LINUX & OPEN SOURCE

linux@melbpc.org.au

<http://member.melbpc.org.au/~linux>

*2nd Monday of each month 7.00pm-9.30pm (except
January) Melb PC Headquarters, Level 1, 479 Warrigal
Rd, Moorabbin 3189, James Cox (9885 5503)*

The SIG is a Linux-based group exploring Linux at various levels from beginner to advanced, including server-based solutions. It also looks at open source applications for platforms that include Linux, BSD, Mac and Windows. We aim to have a mix of Q&A, demonstrations and workshops. Presentations will mostly be oriented towards demonstrating an application from the open source world and will include topics of interest to both beginners and those with some experience. We intend to hold Workshops to help users at all levels. On meeting days there is a help workshop before the main meeting, 3.00pm-5.00pm, with one on one, hands on, informal training. Ringing to book is preferred but not essential.

MACE (MELBOURNE ATARI COMPUTER ENTHUSIASTS)

mace@melbpc.org.au

*3rd Sunday 10.00am-2.00pm Melb PC Headquarters,
Level 1, 479 Warrigal Rd, Moorabbin 3189. Andrew
Boschan 5426 1917 AH Roger Davies 9879 1109
Enquiries 0500 818 448*

The Atari SIG is dedicated to the joy of Atari. The SIG is fast, furious and action-packed. We welcome all owners and former owners (we know you are out there) to visit us and join in the fun; it's a soul thing!

SPECIAL INTEREST GROUP DETAILS

MACEDON RANGES

mrGPC@melbpc.org.au

3rd Sunday 2.00pm-4.00pm Further Education

Centre 18 Hamilton St Gisborne.

John Hunter 0406 868 226

The Macedon Ranges members range from beginners to technicians and have a common interest in computers, with the sole aim of sharing knowledge and experiences, and helping each other. The SIG is a general-purpose group that is free-flowing and may or may not have a specific subject to discuss at the meeting. There are times a special guest is invited to speak on a particular subject that has been requested by a group member. At other times there may be special instruction and demonstrations on particular software or hardware. Members can also bring along any hardware they are having problems with for the group to try and resolve.

MAKING MONEY ON THE INTERNET

amsig@melbpc.org.au

<http://groups.melbpc.org.au/~amsig>

2nd Saturday 10.00 am-12 noon (except December

and January) Melb PC Headquarters, Level 1, 479

Warrigal Rd, Moorabbin 3189, George Skarbek

9561 6362 Paul Hemsworth 9337 4947

Affiliate Marketing (AM) is a way to make money from one's websites by placing links to merchants and taking a commission when someone buys through such links. This SIG covers the basics of building websites (but limited to AM purposes), time-saving tools, and available programs.

Members are encouraged to share their experiences and the occasional hot tip at the SIG.

MICROCONTROLLER

micro@melbpc.org.au

2nd Wednesday of each month 7.00pm-9.30pm

(except January) Melb PC Headquarters, Level 1, 479

Warrigal Rd, Moorabbin 3189, Philip Lew

0428 567 019 John Hollow 0417 031 164

Microcontrollers are small cheap computer-chips with measurement or sense inputs (e.g. temperature, door-open) and control outputs (e.g. displays, motor control), i.e. all combinations of analog & digital, inputs & outputs. They need very few other components to function, and are in many products (e.g. cameras, cars, toys). Our group is for people to develop microcontroller projects (including the software-programming) – gadgets for fun and more serious purposes. We make machines, using microcontrollers and other electronics, to do things. We cater for all levels of knowledge, novice to experienced – users helping users.

MICROCONTROLLER WORKSHOP

micro@melbpc.org.au

2nd Saturday 11:00 am-4:00pm (except January)

4th Saturday 11:00 am-4:00pm (except December)

Melb PC Headquarters, Level 1, 479 Warrigal Rd,

Moorabbin 3189, Robert Brown, Geoff Lethbridge,

John Shirt

The Saturday Workshop is a "Creative Space": a space to express your creativity. This workshop is under construction. Its development depends on those who are involved and their interests. The workshops are centred around, but not limited to, microcontrollers. If you are looking for a space that facilitates sharing of ideas and support, a place where you can express your creativity, then this SIG could be what you are looking for. The Workshop is an informal SIG, a place to work on your project, start a new project, or join a group project.

SPECIAL INTEREST GROUP DETAILS

MULTIMEDIA HOME ENTERTAINMENT

multimed@melbpc.org.au

<http://www.melbpc.org.au>

1st Friday of each month 10.00am-12 noon (except January) Wadham House 52 Wadham Parade Mt Waverley Melway 61 E12. John Hall 9803 2731 Kelvin Cording 9438 1047

The aim of the interest group is to assist members in the installation and operation of PC-based hardware and software to run and maintain Multimedia Home Entertainment systems. This would include such things as Personal Video Recorders (PVRs), Media Servers (including Windows Home Server), internet streaming of video and audio, Sony PS3 and Windows X-Box home entertainment systems, and home networking and storage systems for playback of video and audio. Attendees are welcome from beginners to expert level. Members are encouraged to bring their own equipment to gain hands-on experience in setup and/or maintenance.

MUSIC

music@melbpc.org.au

<http://groups.melbpc.org.au/~music>

*3rd Thursday of each month 7.30pm-9.30pm
Melb PC Headquarters, Level 1, 479 Warrigal Rd,
Moorabbin 3189, Yahya Abdal-Aziz, David Godfred*

The Music SIG is for members who like to make or listen to music. Bring along your creations, questions and problems. Visitors are always welcome.

NEWSGROUPS

See Anywhere, Anytime SIG.

NORTH EAST

neast@melbpc.org.au

<http://groups.melbpc.org.au/~neast>

4th Tuesday of each month 7.30pm-9.30pm (except December) Uniting Church Hall 19 Seddon Street Ivanhoe Melway 31 F8. John Grant 9467 2709 AH; Choi Lai

NORTH EAST ANDROID

lampshir@melbpc.org.au

3rd Wednesday of each month 10.00am to 12:00pm (except January) Uniting Church Hall 19 Seddon Street Ivanhoe, parking at the rear, Melway 31 F8. Colin Lampshire 9857 5372 or 0413 640 408 Kelvin Cording 9438 1047

The Android Interest Group provides the opportunity for members to learn how the new rapidly emerging Android Operating System can be used to operate, control, and maintain applications (apps) on compatible mobile devices such as computer tablets and smartphones. All aspects of both hardware and software are considered with a learning experience based on friendly discussions, presentations, and demonstrations to suit both novice and experienced computer users.

NORTH EAST DAYTIME & PHOTOGRAPHY/DIGITAL IMAGING

neday@melbpc.org.au

2nd Thursday of each month 10.00am-12:15pm (except January) Uniting Church Hall 19 Seddon Street Ivanhoe, parking at the rear, Melway 31 F8. Colin Lampshire 9857 5372

We aim to interest and assist all levels of computer users, from beginners to the more experienced. Our General Interest Group meetings feature reviews of useful software and computer add-ons, with plenty of time to assist with members computer problems.

Every alternate month we specialise in issues relating to Photography/Digital Imaging.

SPECIAL INTEREST GROUP DETAILS

NORTH EAST GENEALOGY

negen@melbpc.org.au

<http://member.melbpc.org.au/~negen/>

1st Tuesday of each month 10.00am-12.45pm (except January) Uniting Church Hall 19 Seddon St Ivanhoe.
Allan Medforth 9410 9034; Vilma Stargatt.

Now recognized as an important support for members helping members with genealogy and computer skills. A good social atmosphere supported by excellent facilities

NORTHERN SUBURBS LINUX

nslig@melbpc.org.au

<http://groups.melbpc.org.au/~nslig>

3rd Monday of each month 7.30pm to 9.30pm (except December). Community Meeting Room Watsonia Library Ibbotson St Watsonia Melway 20 E4. David Hatton, Stephen Davidson

The Northern Suburbs Linux SIG provides a focus for members living in the northern suburbs who are interested in learning more about using Linux in day-to-day computing tasks. Meeting topics are influenced by the regular attendees; beginners and visitors are most welcome. For SIG news and last minute updates please see our Web pages.

PENINSULA

pennsula@melbpc.org.au

<http://groups.melbpc.org.au/~pennsula>

Lindsay Wiles 9775 3069 Terry Said 5975 0327
Main meetings 1st Monday of each month-7.00pm (except January) 3rd Monday of each month-9.30am (except December) Mornington Information Centre 320 Main St Mornington.

New Users Subgroup 2nd and 4th Mondays of each month-4.00pm (except school holidays) Mornington Secondary College, Nepean Highway, Mornington
Graphics Subgroup 3rd Monday of each month 12.30pm Mornington Information Centre 320 Main St Mornington

Genealogy Subgroup 3rd Monday of each month 2.30pm Mornington Information Centre 320 Main St Mornington

PROGRAMMING

program@melbpc.org.au

<http://groups.melbpc.org.au/~program>

4th Tuesday of each month 6.30pm-9. Melb PC Headquarters, Level 1, 479 Warrigal Rd, Moorabbin 3189. Mohan Gupta 0421 214 081 Roger Plant 0403 789 593

Tell us about programs you are writing, wrote in the past, or give ideas for interesting programs to wrWWite. We'll walkthrough the process of writing programs, from user interface design to code cutting and testing. Different programming languages, techniques and tools will be showcased as well as scripts, plugins, extensions, markups, compilers, databases, hopefully something for beginners and pros alike.

RETIRED & INTERESTED PERSONS

ripper@melbpc.org.au

<http://groups.melbpc.org.au/~ripper>

4th (not last) Friday of each month 10am-12 noon Melb PC Headquarters, Level 1, 479 Warrigal Rd, Moorabbin 3189, Ken Thomas 9884 5309

This general interest group has subgroups Graphics and Digital Imaging and New Users meeting at 9am before the main meeting. The Windows subgroup meets for a further hour from 12 noon after the main meeting.

The Hardware subgroup meets at 10am on the 2nd Friday of each month, at Wadham House, 52 Wadham Pde. Mount Waverly, Melway 61:E-12 (except Jan).

The Photoshop subgroup meets at 10am at Wadham House on the third Fri of the month.

SPECIAL INTEREST GROUP DETAILS

SUNBURY

sunbury@melbpc.org.au

<http://groups.melbpc.org.au/~sunbury>

Every Thursday of each month 9.30am-12 noon
Sunbury Senior Citizens Centre (back room) 8
O'Shannassy Street Sunbury Melway 382 E4. Kevin
Day 9744 2514 Kevin Hale 9740 5786

1st Thursday – New users, but everyone welcome

*2nd Thursday – Maintenance, problems discussed,
sometimes solved*

*3rd Thursday – Main meeting, demos, presentations
etc.*

4th Thursday – Linux, a new experience

5th Thursday – (when there is one) Maintenance

VIDEO INNER EAST

4th Monday of each month (except December)

7.00pm-9.30pm Balwyn Library Meeting Room 336

*Whitehorse Road Balwyn. Richard Balsillie 9809
4116*

The group covers all aspects of production and
related photo and image editing techniques.

WAFFLE

(WINE & FINE FOOD LOVERS EVENT)

trado@melbpc.org.au

*1st Wednesday of each month from 9.40pm follow-
ing the Monthly Meeting at Melb PC Headquarters,
Level 1, 479 Warrigal Rd, Moorabbin 3189 (except
January)*

*Budget supper get together – BYO (wine) or buy.
Patrons are welcome even if only for coffee.*

*At La Casetta 1066 Centre Rd, Corner of Eskay Rd
Sth Oakleigh. Melway 78:G-2. Patrons are wel-
come even if only for coffee. Tom Rado 9807 4072
How-to-get-there sketch maps are available at the
Monthly Meeting.*

WASINT

(WEB & SOFTWARE INVESTMENT TOOLS)

wasint@melbpc.org.au

<http://groups.melbpc.org.au/~wasint>

*2nd Tuesday of each month, 10:30am-12.30pm
(except January) Melb PC Headquarters, Level 1, 479
Warrigal Rd, Moorabbin 3189. Richard Solly.*

Become more confident in the use of Web and
software tools as part of your financial life. Join
others, both at the monthly meeting and through
the online Web board to share favourite sites
and information sources in the exploding field of
online financial information.

WEBSITE DESIGN

webdesign@melbpc.org.au

<http://groups.melbpc.org.au/~webdesign>

*4th Sunday 2:00pm-4.00pm (except December
and January) Melb PC Headquarters, Level 1, 479
Warrigal Rd, Moorabbin 3189. Fleur Stephens 0407
330 963*

The aim of the Website Design SIG is to help mem-
bers build and manage their own websites. So if
you are creating, managing or designing a website
and need some help, drop in. Visitors welcome.

WEST

west@melbpc.org.au

<http://groups.melbpc.org.au/~west>

*4th Wednesday of each month 7.00pm-9.00pm
(except December) Footscray YMC Essex Street
Footscray Melway 41 J3. Tony Bajoras 9306 8595 AH
Ernie McCarthy 9365 5159*

WINDOWS ADVANCED

johnb@melbpc.org.au

*3rd Tuesday of each month 7.00pm (except
December) Unit 6, Level 2, 150 Chestnut Street,*

SPECIAL INTEREST GROUP DETAILS

Cremorne (Richmond). Melway: Map 2L Ref 1J. For access if the door is locked, please phone John Bade: 9326 8340, BH 0419 370 285 AH

Our Group aims to provide a forum for system/network administrators and advanced users. The primary focus is Windows and related products. Typical topics include security, servers and networking.

WYNDHAM

wynd@melbpc.org.au

<http://groups.melbpc.org.au/~wynd>

Room 3 Central Park Community Centre Lonsdale Circuit off Franklin Blvd. Hoppers Crossing Melway 206 J1. Chris Hughes 9731 0891; John Healey
General: 2nd Monday of each month 7.30-9.30pm (except January)

Multi-Media: 3rd Tuesday of each month 7.30pm-9.30pm (except December & January)

General: This general interest group exists to provide local information and support to the South-West Region of outer Melbourne. There will be Q&A Sessions and coverage of PC Hardware and Software issues. There will be a supper break with time for informal discussion.

Multi-Media: With the convergence of both video and still photography and the attendant add-ons, this Interest Group will cater for the media aspects

of PC technology. This will include video & photo manipulation and production, animation, presentation, sound & music, illustration, 3D, and various associated add-ons and plug-ins. We will also have visiting presenters and demonstrations to show us the possibilities of what can be achieved.

YARRA RANGES & WORKSHOP

yrig@melbpc.org.au

<http://groups.melbpc.org.au/~yrig>

4th Tuesday (except December) Meeting Starts 9.15am followed by the hands-on Workshop.

Japara Community House, 13r Leith Road Montrose Melway 52 D7.

Bryan Paten 0429 430 640 Shane Mason 9733 5390

The Interest Group meets to provide general information and support to members in the Outer East Region of Melbourne. There will be Q&A sessions and coverage of PC Hardware and Software issues, with time for informal discussion. From time to time we will have visiting presenters and demonstrations. The Workshop will cater for the members who experience problems with their computers or programs. Extended answers can be given to questions that need clarification. Alternatively, come along to help other members or just to enjoy the companionship.



AND



in the same SIG

The Access SIG is now the Access/Excel SIG!
We meet on the second Monday in the month.

Do you face some challenging tasks and believe using Access OR Excel is the answer?
Join us at our regular monthly meeting to discuss solutions, and learn tips from others.
If you want to learn more about Access or Excel, we are here to help.

access@melbpc.org.au
<http://groups.melbpc.org.au/~access>

2nd Monday 6.30pm-8.30pm (except January)
Melb PC Headquarters, 479 Warrigal Rd, Moorabbin 3189



Ian Rankin

February 2013 Monthly Disc

*All programs on the Monthly Disc are free except where shown otherwise.
The Monthly Video is of the December 2012 Monthly Meeting.*

Anti Virus

Kaspersky XoristDecryptor

– Ver: 2.2.109.0

Malware of the family Trojan-Ransom.Win32.Xorist is designed for unauthorized modification of data on a victim's computer. It makes a computer uncontrollable or blocks its normal performance. After taking the data as a "hostage" (blocking it), a ransom is demanded from the user.

Audio

DarkWave Studio – Ver: 4.1.4

DarkWave Studio is a free, open source, Digital Audio Workstation for Windows. It features a modular Virtual Studio, Pattern Editor, Sequence Editor and Multitrack Hard Disk Recorder. It has support for VST/VSTi instrument and effect plugins.

Backup

Macrium Reflect Free Edition

– Ver: 5.1.5396

Make an image of your HDD or individual partitions. Using this image you can restore the entire disk, partition or individual files and folders in the event of a partial or complete system loss.

Burner

Free Any Burn – Ver: 1.4

Free Any Burn is a light-weight but professional CD/DVD/Blu-ray burning software. It provides a free and complete solution for burning.

Desktop

BB FlashBack Express

– Ver: 4.1.1.2498

BB FlashBack Express is a free screen recorder with the best-of-breed recording features of BB FlashBack.

Random BackGround

– Ver: 1.4.3

Random BackGround is a program designed to help you select a folder of bitmap images which will be used to select an image to be set as the desktop wallpaper.

ScreenSnag – Ver: 1.1.0.0

ScreenSnag provides a quick and easy way to take a photo of your computer screen. Capture the entire screen, a region of the screen, a window, or an element on the window, with a single hotkey or click.

StrokesPlus – Ver: 2.4.3

StrokesPlus is a mouse gesture recognition program that ena-

bles you to automate repetitive tasks by simply drawing a gesture with your mouse, or performing mouse and/or keyboard modifiers, to fire off an action sequence.

Digital Imaging

Bytescout Watermarking

– Ver: 3.00.186

Bytescout Watermarking Pro is a tool that enables you to easily add watermarks to protect your pictures. It has built-in set of ready-to-use watermark types with text and logo images support.

FotoMix – Ver: 9.0.8

FotoMix is a versatile program that enables you to mix and manipulate different pictures to create a wide variety of images.

JAlbum – Ver: 10.10.8

JAlbum creates web albums of your digital images, with hundreds of different themes and customising options, as well as free online hosting.

Disk Tools

Minh's Free DiskSpaceExplorer

– Ver: 1.2

Minh's Free DiskSpaceExplorer is portable freeware that analyses and displays size-

related information about your Windows PC. At 28KB, Minh's Free DiskSpaceExplorer is an extremely compact tool. It can be saved anywhere and run on demand.

Games

Peg-E – Ver: 1.1.1.1

Peg-E is a peg solitaire game in which you jump over pieces in order to remove them from the board, ultimately trying to eliminate all but one. The boards are randomly generated, with 100 levels of difficulty.

Home/Office

FocusWriter – Ver: 1.4.1

FocusWriter is a simple, distraction-free writing environment. It utilises a hide-away interface that you access by moving your mouse to the edges of the screen, allowing the program to have a familiar look and feel to it while still getting out of the way so that you can immerse yourself in your work.

Speedy Painter – Ver: 2.3.2

Speedy Painter is an OpenGL-based painting software program for Windows. It supports Wacom digitisers to varying sizes and opacity of brush strokes according to pen pressure.

WeatherMate – Ver: 3.4.6

WeatherMate is a little Windows program that gives you instant access to the weather forecast for tens of thousands of locations worldwide.

Internet

.NET WYSIWYG HTML Editor – 2.0

.NET WYSIWYG HTML Editor is freeware used to design the HTML pages. It has 3 modes: 'Design – the WYSIWYG HTML editor, Source – view or write HTML code manually, Preview – see the actual effect.

Arachnophilia – Ver: 5.5 Build 2763

Arachnophilia is a full-featured HTML editor (written in JAVA) with an internal browser "Instant View" mode showing your HTML changes as you make them. It supports up to six Web browsers, switching between them in a flash. Arachnophilia offers development of HTML, frames, CGI, Perl, C++, Java and Javascript with many intelligent tools and functions, as well as a built-in intelligent FTP client, that automatically uploads changed files to your server.

Dropbox – Ver: 1.6.3

Dropbox is a useful tool that will enable you to instantly store your files online and share them. It can also synchronise the files from your offline directories and online storage.

FreeSysInfo – Ver: 1.4

FreeSysInfo enables you to discover system and network information on your local machine or network computer.

Wireshark – Ver: 1.8.4

Wireshark is a network packet analyser which captures network packets and displays information about them in detail.

Multi Media

Freemore Audio Video Suite – Ver: 3.2.2

Freemore Audio Video Suite is a practical collection of FreeMoreSoft products that includes a number of necessary tools for your video/audio/CD DVD/image/document creation, enhancement, backup and sharing.

Windows 8 Codecs – Ver: 1.32

An audio and video codec package for Windows 8. The installer will automatically remove most other popular codec releases from your computer before installing this concise yet comprehensive package.

Windows Media Player Plus! – Ver: 2.5

Windows Media Player Plus! is a free plug-in for Windows Media Player that adds various user interface and playback enhancements.

Registry

RegSeeker – Ver: 1.2.00b

RegSeeker is a freeware utility designed to manage your Windows Registry. You can search for items, uninstall applications, clear histories, clean your registry (wrong entries) and more!

Security

ContaCam – Ver: 4.1.0

Video Surveillance and Live Webcam software for Windows. Fast, light, versatile, and able to run on even the most moderate systems.

Eusing Maze Lock – Ver: 2.1

Eusing Maze Lock uses a pattern-based technique to help secure your computer. Set your unlock pattern by connecting some of the nine dots together, then you must use the exact same pattern to unlock your computer.

VSEncryptor – Ver: 1.9.3.325

VSEncryptor is an easy-to-use password-based file and text encryption program.

Utilities

Bandizip – Ver: 2.08

Bandizip is an intuitive and fast archiving application that supports ZIP, 7Z, RAR, ALZ, EGG, TAR, BH, LZH, GZ, BZ2, ISO, CAB, WIM, XZ, ARJ, and Z archives files. Users can also create self-extracting files (.EXE) and multi-volume (split) archives files.

Classic Shell – Ver: 3.6.2

Classic Shell is a collection of features that were available in older versions of Windows but are removed from Vista and Windows 7, including a classic start menu, and a toolbar for Windows Explorer.

EnhanceMy8 Free – Ver: 1.1.0

EnhanceMy8 includes many tweaks and tools to speed up Windows 8.

Icaros – Ver: 2.1.1

Icaros is a collection of lightweight Windows Shell Extensions. For example, Icaros can provide Windows Explorer thumbnails for just about any video media format supported by FFmpeg. This includes file types such as: Mkv, Flv, Avi, Mp4, Mov, Rmvpb, M2ts, Ogm and others.

JetBoost – Ver: 2.0.0.67

JetBoost shuts down unnecessary background processes and services and prioritises processes. It scans the running system processes/services, groups them into four major categories, and provides three modes for Boosting.

Prime95 – Ver: 27.9

For overclockers, Prime95 has a feature called "Torture Test" that enables maximum stress testing on the CPU and RAM. There are several options, allowing the stress test to focus on the memory or processor, or a balance of both.

Speccy – Ver: 1.19.411

Speccy is an advanced PC System Information tool, suitable for average as well as power users.

StartMenu8 3.0 Beta

– Ver: 0.3.0.1363

StartMenu8 provides a Windows Start Menu for Windows 8 users who are not accustomed to the new Metro start screen.

SystemRescueCd – Ver: 3.1.2

SystemRescueCd is a Linux system rescue disk available as a bootable CD-ROM or USB stick for administering or repairing your system and data after a crash.

Video

ManyCam – Ver: 3.1

ManyCam is free live studio and webcam effects software. You can use your webcam with multiple chat applications at the same time, add webcam effects, use live audio and voice changer, draw over your video window and more.

save2pc Light – Ver: 4.26 Build 385

save2pc enables you to download videos from various online sources, including Youtube, Google, veoh, Tangle, Vimeo, Myspace Video, Megavideo.com, DailyMotion.com and more.

Splash Lite – Ver: 1.8.1

A media player for the PC. Watch High Definition movies, cam-corder clips and digital television (DVB-T).

Updates

Ad-Aware A.E. 9.5; Adobe Reader 10.0; Agent 6.0; Avant Browser 2011.Build 30 Firefox 9.0; Foxit 5.0.2; Irfan View 4.3; Opera 11.5; Paint.Net 3.5.8; Slim Browser 6.00 Spybot 1.6; Thunderbird 9.0; Winzip 15.5; XnView 1.9

Everything iPad/iPhone

Convener:

Dick Johnson 9857 7362

E-mail to: applesig@melbpc.org.au

or everything-ipad@ausom.net.au

A joint venture between MelbPC and AUSOM. The emphasis will be on the Apple iPad and iPhone and helping people understand the iOS environment.

Next Meeting: February 20

2:00 pm

Emailing with the iPad (and iPhone)

Presented by Dick Johnson

Dick will take you through:

- Establishing an email account
- Sending and receiving emails
- Sending an email with photographs
- Use of the Contacts File (Cloud issues)
- Pop and iMap accounts
- Why iMap is preferred and Cloud effects
- Traps for the unwary



3:00 pm

More Reading With The iPad

Presented by Dick Johnson

This month, Dick looks at magazines: how to check out the latest issues of publications such as *New Scientist* and *Women's Weekly*; and how to go about buying a magazine subscription on the iPad

3rd Wednesdays,

2:00 pm–4:00 pm (except January)

Moorabbin Interest Group Room

479 Warrigal Road, Moorabbin

JOHN SWALE reports on Questions and Answers from the opening session of the December monthly meeting and from members' written submissions.



Q: I am running the latest Firefox browser (version 17) and many websites do not render well. They are fine in Internet Explorer. Is there any plug-in, add-on or switch that I should be using?

A: You should see if you have the latest driver for your video card. Firefox is updated more frequently than Internet Explorer. Go to the video card manufacturer's web site and check for any updates for the chipset on the card. You can find out what the chipset is in Device Manager.

Q: I also have Firefox 17 which is running on Windows XP SP3 with the latest version of Flash. Both Firefox and Flash keep crashing.

A: With XP you need to go back to Flash Version 10.3 (or maybe it was 10.5). There were problems with the early version of Flash 11 on XP machines. It locked up and crashed and did all sorts of things on XP. So the problem is with the Flash plug-in not Firefox. The 10.3 (or 10.5) version is not available from Adobe. So use a search engine with parameters "download" and "Adobe Flash 10.3" to find a download site. The recent update to Flash 11 may be OK. I have installed it on my XP machine and it seems to be all right but you should try going back to the earlier version 10 to be sure. It was not a problem with Windows 7.

Q: I had the same problem with Firefox and Flash which was resolved when I turned the PC off and rebooted.

A: If you have problems like these, you should try restarting Firefox and if Flash is still a problem, a reboot may help. Often with Firefox updates you will be asked to restart Firefox. Sometimes, with

updates to both Firefox and Flash, if you do a reboot they can sort it out. It's always worth a try, but if it keeps happening go back to the earlier version of Flash.

Q: You mentioned Internet Explorer 9, Barry. How do you find Internet Explorer 10?

A: I haven't found it because I don't use it. I always use Firefox. I haven't been happy with Internet Explorer since version 6. Version 7 was a problem and later versions have become a little better but I don't like version 9. I feel it has become bloated. Over the break I will take the plunge and try version 10 and talk to you about it next year.

Q: I have popups disabled in Internet Explorer and Chrome but they still keep happening with things like YouTube. What can be done to stop them?

A: Someone once said "There's no such thing as a free lunch". Even YouTube now has advertisements that come before the clip and they are localised. A recent video I watched started with an advertisement for a local supermarket chain.

Q: I recently installed Ad-Aware with Firefox. Occasionally I find a page I want to view and a message comes up "Page blocked by Ad-Aware". I went into all the Ad-Aware settings I could find and couldn't stop the message. I uninstalled Ad-Aware but the message still comes up in Firefox. Is there a way of getting rid of it?

A: There are other pieces of security software like Trend Micro and Norton that also do not uninstall properly. They leave enough fragments around to

keep doing these nasty things. You have to get a separate uninstaller/remover program. Put "Ad-Aware remover" in your favourite search engine.

Q: Lately I have been getting spam email and I have blocked the sender. This has not stopped them coming, as they are now sending email with numbers that keep changing in the sender address.

A: The spammers and malware writers are getting smarter. The anti-spam, anti-virus, anti-malware writers are always playing catch-up. There will always be this problem. The spammers are not going to make it easy for you. All you can do is use something like Spam Assassin and turn the settings to the highest level you can without losing genuine email.

Q: I am using Windows 7 and was trying to find the list of recent documents but could not find it. I was using Calibre and it showed me the recent documents. Where can I find it in Windows?

A: It was a useful facility in Windows XP but it has been dropped from Windows 7. You would have to do a search in Explorer for documents with a modification date in the range you want, e.g., last day or last week.

Unanswered question: I have a question on Skype. Under the recipients, it has the letters TGG and I can't get rid of them. I have done some research into Skype and it seems that they can't be deleted. You have to put in new names. Does anyone know how to get rid of them or what TGG means? You can't get in touch with Skype. They don't want to know you.

Request: A disabled member from Beaconsfield has a large number of games he would like to play but is having difficulties. He has recently upgraded his PC but is struggling with games. Because of his situation he cannot always verbalise his problem. He needs someone with hands-on experience to go out there to help him. Is there anyone who can assist?

Random Access – Over to You

Please contact me if you have any comments on the answers given, can provide a reply for an unanswered question or if you cannot attend a meeting and would like a question asked and included in this column.

Contact me via the office or email jswale@melbpc.org.au.

NOTE: The Melb PC newsgroups are a very good source for assistance with problems. For more information see <http://www.melbpc.org.au/faq/newsgroups.htm>

Otherwise try to contact the commercial distributors or search the internet before asking questions here.

In all cases mention the model or version numbers.

GEORGE SKARBEEK brings us answers to some curly questions.

SPEEDING UP A SLOWING COMPUTER

Q: My computer has been slowing down, so I went out and purchased a bigger, 1TB, external hard drive. Then I copied all my movies to it, and some other big folders, but it has made no difference. What else can I do?

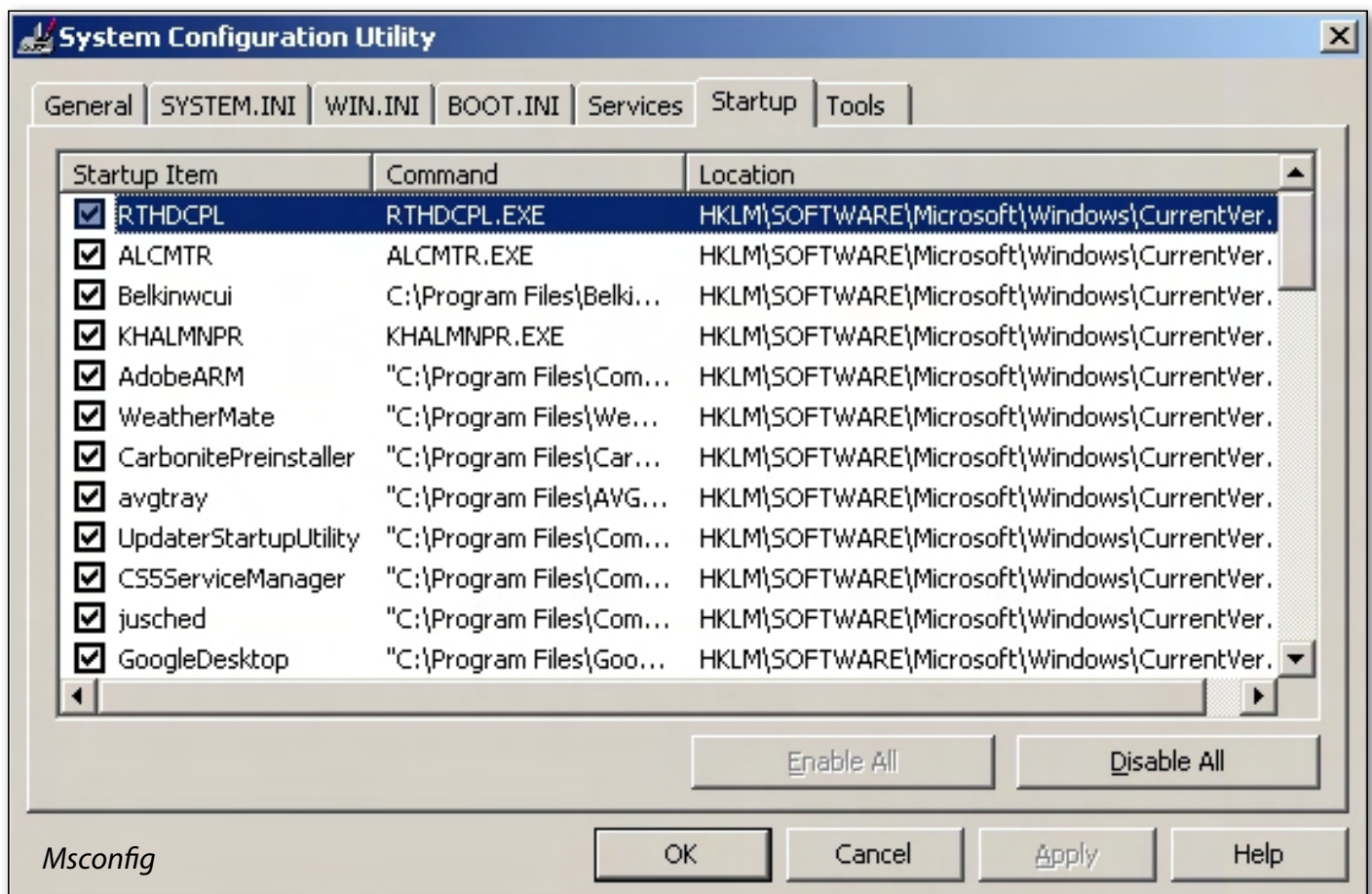
A: Firstly, one minor point. Copying files will not free up space on drive C. They have to be moved. When using Windows Explorer, dragging a file from one drive to another will copy it. You have to hold the Shift key to move it – or after verifying that you have copied the files successfully, you can manually delete them from drive C.

Dragging files from one folder to another folder on the same drive will move them. If you want to copy them to another folder on the

same drive, you have to hold the Ctrl key.

However, your main problem – the computer slowing down – will not benefit from removing many GBs of dormant files from drive C, unless drive C is over 98% full. After removing a large number of files from drive C, running the defragmentation program may have a tiny effect on performance.

The most likely cause of the computer slowing down is that more and more programs automatically start at boot time and then stay in memory. When these programs stay in memory it leaves less physical memory available for the other programs that you run, so the operating system, Windows, may have to page programs



from memory to the hard drive, and this has a real slowing down-effect. Adding more memory may help but removing programs that are not essential from memory is a better and free solution.

Look at what is running

There may be some other things that you can do. Open Task Manager and look at all the processes that are running. Sort them by the memory used. If one stands out then look at it to see if this is an essential part of Windows. Also sort by CPU used and see if some process is using a large percentage of your CPU. If this is not essential, then prevent it from starting.

Look at what is starting automatically

Some of the main culprits are Adobe's Acrobat Reader and Apple's QuickTime. Unless you use both many times each and every day, prevent them from automatically starting.

This does not uninstall these programs, but prevents them from loading into memory as the computer boots and then forever taking up the most valuable resource on your computer, the RAM (Random Access Memory).

All programs must be loaded from the hard drive into memory in order to run. Having prevented Acrobat Reader from starting, when you double-click on a PDF file, Acrobat Reader will still open your file but the first time it may take one second longer.

To prevent programs from automatically starting, you can click on Start, Run and type Msconfig. Or if the Run command is not visible, press the Windows Key and r to enter Msconfig.

The problem with using Msconfig is you need some knowledge of what programs are really essential. Perhaps a better way is to use the free program Startup Inspector from <http://www.windowsstartup.com/startupinspector.php> as this

[Cont...]

Startup Inspector for Windows v2

Know more about your computer

Refresh Consult Apply More Tasks About

Name	Filename	Startup Location	Rating	Mem	Comment
Worldspan Filter	"C:\wspan\swgw\FILTERAgent.exe	LM Startup Folder	?	3.5 MB	Sorry, No information found on <
LogitechVideoTr	C:\Program Files\Logitech\Video	LM Run	!	5.2 MB	Associated with Logitech camer
NvMediaCenter	RunDLL32.exe NvMCTray.dll,Nv	LM Run	?	N/A	System Tray icon used to mana
nwiz	nwiz.exe /install	LM Run	!	N/A	Associated with the newer versi
NvMixerTray	C:\Program Files\NVIDIA Corpora	LM Run	✓	3.6 MB	Nvidia Sound Mixer. Usually use
WinampAgent	C:\Program Files\Winamp\winamr	LM Run	✓	2.8 MB	Loads the System Tray icon for
NvCplDaemon	RUNDLL32.EXE C:\WINDOWS\	LM Run	✓	N/A	Initializes the clock and memory
LogitechVideoRe	C:\Program Files\Logitech\Video	LM Run	★	N/A	Associated with Logitech camer
DAEMON Tools-	"C:\Program Files\D-Tools\daem	LM Run	✓	3.1 MB	<a href="http://www.daemon-t
FinePrint Dispatc	C:\WINDOWS\System32\spool\	LM Run	✓	3.6 MB	The FinePrint Dispatcher. This
nod32kui	"C:\Program Files\Eset\nod32ku	LM Run	★	4.1 MB	<a href="http://www.nod32.co
BluetoothAuthen	rundll32.exe bthprops.cpl,,Bluet	LM Run	?	N/A	Sorry, No information found on <
ISIISPM Startun	C:\PROGRAM~1\COMMON~1\IN	LM Run	?	N/A	Sorry, No information found on <

Rating Legend

- Unknown
- Not Recommended
- Not Required
- User's Choice
- System Required

Title LogitechVideoRepair

Filename C:\Program Files\Logitech\Video\ISStart.exe

Params

Required Required

Startup Location LM Run

Memory Usage N/A (unable to retrieve program memory status.)

Peak Memory Usage N/A (unable to retrieve program memory status.)

[Q&A cont.]

program will provide advice if it is required, not recommended or is the user's choice.

Do you have some nasty process running?

To find if you accidentally have some scumware running, I suggest that you download the free Malwarebytes from <http://www.malwarebytes.org> and run it, preferably in safe mode as some viruses can protect themselves from the common anti-virus software.

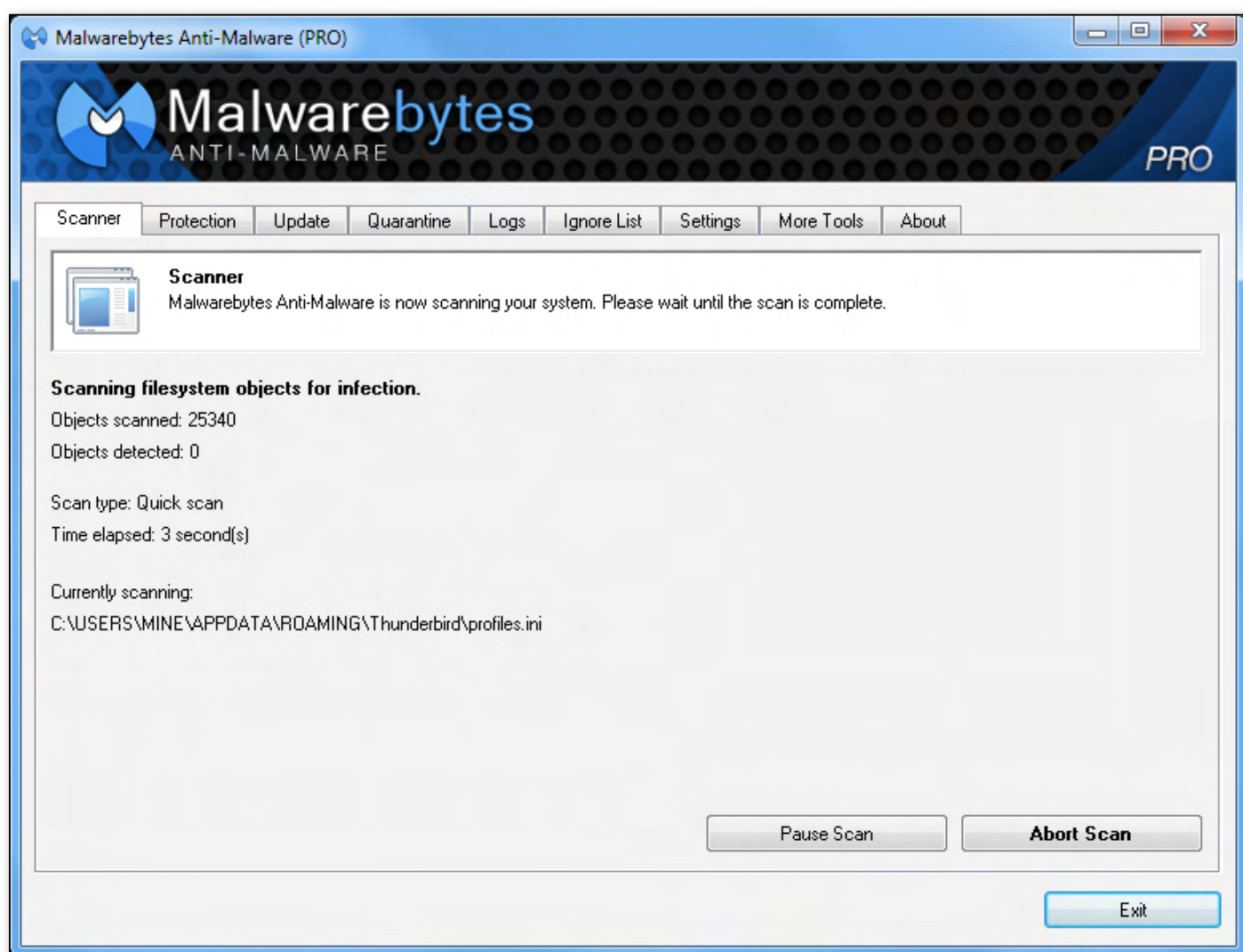
To start in Safe Mode, repeatedly press F8 (every half a second or so) on the black screen when the computer is starting and select the Safe Mode prompt from the menu.

In Safe Mode only the absolutely essential kernel of Windows is loaded. Not even the video drivers or the Ethernet drivers are loaded, which means the screen resolution will be very low and you will not be able to access the Internet.

It also means that the nasty software is unlikely to be loaded in memory and cannot defend itself from any anti-virus software.

If you need Internet, you can select Safe Mode with Internet support when starting. Now run your anti-virus software, selecting a full scan.

If all goes well, all your (computer) problems are solved.



CRAIG EVANS makes excellent and accessible sense out of Excel and Access.



Environment: Windows 7 with Access 2010 and Excel 2010

PART 1

1. We want to show new transaction types in a report under the heading of 'Other'.

Image 1, tblLookup, is the master list of transaction types.

Image 2, tblBanking, is the detailed transactions.

tblBanking will often contain new transaction types. We want the new transaction types to show under the heading 'Other'.

Step 1 is to create a query, qBnkSumKnownMatches (image 3), that returns as much data as possible correctly labelled.

The SQL behind qBnkSumKnownMatches is:

```
SELECT tblBanking.ndxIndex, tblBanking.dteDate, tblBanking.curAmount, tblBanking.txtDescription,  
tblLookup.txtHeading
```

```
FROM tblBanking, tblLookup
```

```
WHERE (((tblBanking.txtDescription) Like [tblLookup].[txtDescription] & "*"));
```

The second query, qBnkSumFindAll (image 4), attaches the default label 'Other' to unmatched transactions.

The SQL behind qBnkSumFindAll is:

```
SELECT tblBanking.ndxIndex, tblBanking.dteDate, tblBanking.curAmount, tblBanking.txtDescription, If(Is  
Null([txtHeading]),"Other",[txtHeading]) AS AllHdgs
```

```
FROM tblBanking LEFT JOIN qBnkSumKnownMatches ON tblBanking.ndxIndex = qBnkSumKnownMatch-  
es.ndxIndex;
```

The column labelled 'AllHdgs' in qBnkSumFindAll (image 5) is used in reports.

2. In the query design window the table/query containing the data can be renamed.

qBnkSumFindAll (image 6) has the same table as image 4 (qBnkSumKnownMatches) however right click enables a display name change.

[Cont...]

[Continued]

Image 1

ID	txtDescription	txtHeading
2	Cash & Chq Dep	Income
3	Cash Dep	Income
4	Chq Dep	Income
5	Transfer from	Income
6	Direct Debit	Mortgage Payments
7	ENERGY	Home Expenses
8	WATER	Home Expenses
9	CARDS	Visa Payments
10	Australia	Mobile Payments
11	Direct Credit	Invoice Payments

* (New)

Image 4

qBnkSumFindAll

Field:	Table:	Sort:	Show:	Criteria:	or:
ndxIndex	tblBanking		<input checked="" type="checkbox"/>	AllHdgs: If (IsNull([txtHeading], "Other") [txtHeading])	

Image 2

ndxIndex	dteDate	curAmount	txtDescription
1	7/05/2012		Direct Credit
2	4/05/2012		CARDS
3	3/05/2012		Direct Debit
4	3/05/2012		Cash & Chq
5	2/05/2012		Direct Credit
6	29/04/2012		CARDS

Image 5

rBankSummary

Report Header			
Page Header			
AllHdgs Header			
AllHdgs			
dteDate	curAmount	txtDescription	
Detail			
dteDate	curAmount	txtDescription	
AllHdgs Footer			
	=Sum([curAn	AllHdgs	
Page Footer			
	=Sum([curAn		
Report Footer			

Image 3

qBnkSumKnownMatches

Field:	Table:	Sort:	Show:	Criteria:	or:
txtDescription	tblBanking		<input checked="" type="checkbox"/>	Like [tblLookup].[txtDescription] & "*"	

Image 6

qBnkSumFindAll

Property Sheet

Selection type: Field List Properties

General

Alias

Source

MostOfTheData

Remove Table

Properties...

PART 2

1. Access: Importing from a spreadsheet is failing after converting from Office 2000 to Office 2007.

The excel file and the sheet to import (image 1)

The original code in Access that is failing:

```
DoCmd.TransferSpreadsheet acImport, acSpreadsheetTypeExcel8, "members", "j:\invest.xlsx", False, "EXP!b2:d16"
```

The meaning of the original Access code that is failing:

DoCmd.TransferSpreadsheet (TransferType (acImport) , SpreadsheetType (acSpreadsheetTypeExcel8), TableName ("members") [already exists in the destination database] , FileName ("j:\invest.xlsx") , HasFieldNames(False) , Range("EXP!b2:d16") [includes the sheet name], UseOA)

The error message created by the original code (image 2) The table "members" received 3 unnecessary extra fields (Image 3 F1, F2 and F3) instead of the existing fields being populated.

Adjusted code:

```
DoCmd.TransferSpreadsheet acImport, acSpreadsheetTypeExcel8, "members", "j:\invest.xlsx", True, "EXP!b1:d16"
```

Changing False to True means we are reading the headers; changing the range from EXP!b2:d16 to EXP!b1:d16 enables the reading of the headers.

We now receive the desired import (image 4) which matches image 1.

2. Excel: Manually changing the extension of a correctly titled Office 2007/10 file (image 5) will prevent the file from opening. The original extension was xlsx, however we now receive the message in image 6 when we attempt to open the xslm file.

3. When dumping data to a file for importing always remove commas from numbers. This will increase significantly the quantity of successful imports.

Image 1

No	tbldate	tbltrans	tblamount
1	18/04/2012	Transfer to 616 NetBank	\$20.00
2	19/04/2012	Transfer to other Bank	\$20.00

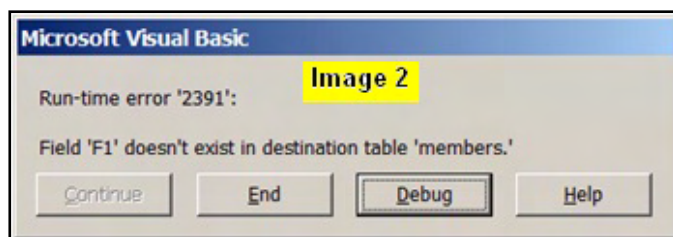



Image 3

Field Name	Data Type
id	AutoNumber
tbldate	Date/Time
tbltrans	Text
tblamount	Currency
F1	Text
F2	Text
F3	Text

Image 4

id	tbldate	tbltrans	tblamount
6054	18/04/2012	Transfer to 616 NetBank	\$20.00
6055	19/04/2012	Transfer to other Bank	\$20.00



SPECIAL INTEREST GROUPS

Registration for SIG emailing lists

As a part of updating our membership database, we are putting together a centralised subscription listing of members' interests in the Special Interest Groups. This will allow the SIG leaders to easily contact interested members directly, whether it be for meeting details, useful information or anything else SIG-related.

You can register with as many SIGs as you wish. Some won't be utilising this information just yet, but may do so in the future! SIG subscriptions can be updated at any time, and all correspondence will have the required opt-out information.

Note that if you're already on a SIG mailing list, we'd still like you to register via this online web form to ensure our records are current.

Please go to: <http://ccedesign.com.au/melbpc/melbpc-landing-page.html>

WHAT'S ON THIS WEEK?

Check the Calendar on pages 7.

IS THERE A SIG NEAR YOU?

Any suburb (Newsgroups)

Anywhere, Anytime

Avondale Heights

Essendon

Ballarat

Ballarat

Balwyn

Video Inner East

Brighton

Bayside

Footscray

West

Gisborne

Macedon Ranges

Hampton Park

Casey

WHoppers Crossing

Wyndham

Ivanhoe

North East, North East Android, North East Daytime & Photography/Digital Imaging, North East Genealogy

Montrose

Yarra Ranges SIG & Workshop

Mornington

Peninsula

Mount Waverley

East Workshop,
Multimedia Home Entertainment

Sunbury

Sunbury

Watsonia

Northern Suburbs Linux

Vermont South

Beginners East, East, Genealogy

Moorabbin

Access, Adobe Video, Communications, E-Book, Everything Apple, Graphics/Animation, Linux & Open Source, MACE, Making Money on the Internet, Microcontroller, Microcontroller Workshop, Music, Programming, Retired and Interested Persons, WAFFLE, WASINT, Website Design, Windows Advanced

MEMBERSHIP APPLICATION FORM



Melb PC User Group Inc.
479 Warrigal Road
MOORABBIN, Vic, 3189
Phone (03) 9276 4000

MEMBERSHIP APPLICATION

Title	First Name	Initial	Last Name	
Address			B/H Phone	A/H Phone
Suburb	State	Post Code	Mobile Number	Job Title

Annual Membership Fees

Individuals	\$65 each	\$
Students* / Pensioners^	\$50 each	\$
Additional Family Members (excludes relatives or friends)	\$12 each	\$
Total	\$

Email Address

How did you hear about Melb PC User Group?

PC Update ☐ Swap Meet ☐ Friend ☐ Radio ☐

Other

Introduced By No.

Additional Family Members

Name Signature

Name Signature

*Students must attach a photocopy of their student card or letter from their educational institution confirming full time student status. ^Pensioners must attach a photocopy showing both sides of their Centrelink Pension Concession Card. Change of family member(s) must be notified in writing to the club secretary. I hereby apply for membership of Melbourne PC User Group Inc. (A0003293V) and agree to abide by its rules while I remain a member.

Signature

Date

Payment Details / Credit Card Authority

Payment Details

Total Payment \$

☐ Cheque attached, payable to Melbourne PC User Group Inc. (A0003293V)

Debit Card ☐ Credit Card ☐ Visa ☐ Mastercard ☐ Expiry

Name On Card

Signature

Date

MELBOURNE PC USER GROUP INC.



BUSINESS MOBILE BROADBAND

Optus Platinum USB Modem (E367)

12 MONTH CONTRACT 2 GB DOWNLOAD PER MONTH \$210 pa
(Includes Sim, Modem & Aerial)

FEATURES

- Plug n Play installation
- HSPA+/HSPA/UMTS
- 900/2100MHz network compatible
- Rotating hinge
- External Antenna port
- Micro Sim to suit IPAD/Tablets (no modem required)



Customer Care 133 343

Monday – Friday 7am-7pm (AEST), Saturday 9am-5pm, Sunday Closed

Mobile Technical Support 1300 307 937

Open 24 x 7

Customer Care from Overseas +612 8082 5678

(50¢ flat rate per call) Monday – Friday 8am-7pm (AEST)

Mobile Technical Support from Overseas +612 8082 2642

(50¢ flat rate per call) Open 24 x 7

POWERED BY OPTUS BUSINESS 3G NETWORK THAT PROVIDES 97% COVERAGE ACROSS AUSTRALIA

Services may not be available in all areas and connection speeds may vary.

Broad band speed in only 3G areas.

Maximum data allowance per month is 2 GB.

EMAIL: office@melbpc.org.au PHONE: +61 3 9276 4000

BMB

Optus Platinum USB Modem (E367)





MELBOURNE PC USER GROUP INC.

Suite 26, Level 1, 479 Warrigal Road
MOORABBIN, VIC 3189 Australia
Phone (03) 9276 4000
Email: office@melbpc.org.au
Web: www.melbpc.org.au

APPLICATION FOR MOBILE BROADBAND

MAXIMUM 2GB PER MONTH WITH NO EXCESS CHARGE, RENEWED 19TH EVERY MONTH
(Optus Business Mobile Broadband)

Membership Number Melb PC ☐ AUSOM ☐

Name

Address

.....

.....Post Code

[Residential address only. NO P.O. BOX ADDRESS]

PhoneB/H A/H

MobileEmail.....

12-Month contract (2GB download per month) \$210.00 p.a.

(select one option)

1. Optus Platinum USB Modem (E367), (SIMs and aerials included in price) ☐

2. Micro SIM to suit iPad/Tablets (no modem required) ☐

3. Optus 3G Mini Wi-Fi Huawei Modem E586 (Portable Hotspot) ☐
Connects up to 5 devices at once. Includes rechargeable battery and USB cable.

Signature

Pay by: Cheque ☐ Cash ☐ Credit Card ☐

Credit Card Number Expiry Date