

Official Magazine of the MELBOURNE PC USER GROUP INC.

# PC UPDATE

## children and Technology

Plus:

- The importance of strong passwords
- Melb PC email upgrade
- 3D printing





THE PURPOSES OF THE GROUP are to conduct, on a non-profit basis, activities aimed at the effective utilisation of the personal computer and to endeavour to achieve such effective utilisation by means of:

- Advancing computer literacy
- Advancing the art and science of information processing through education and interchange of ideas
- Keeping members abreast of developments in computing and information technology and enabling members to exchange information and experience
- Representing computer users in public debate and by acting and speaking on their behalf where they would be affected by proposed legislation or other regulatory measures
- Providing a forum for the exchange of views among computer users and between computer users and the computer industry
- Co-operating supporting or joining with, or in, other organisations with similar purposes
- Undertaking other activities beneficial to the Group

In order to further its purposes the Group shall have the rights, powers and privileges of a natural person.

# PC UPDATE

**JUNE 2013 • VOLUME 30 • ISSUE 5**

## **EDITOR-IN-CHIEF**

Charles Wright

## **EDITOR**

Katharine Shade, CCE Design

[editorpc@melbpc.org.au](mailto:editorpc@melbpc.org.au)

## **ART DIRECTOR/DESIGNER**

Katharine Shade, CCE Design

## **CONTRIBUTORS**

Julie Ackland, James Cox, Dellas, Sharman Grant, Jenny Grierson, Bruce Howells, George Ivanoff, Harry Lewis, Lance Lloyd, Tim McQueen, Ian Rankin, George Skarbek, John Swale, Adam Turner.

**Monthly Disc:** Ian Rankin

**Calendar and Maps:** John Swann

**SIG Coordinator:** Jan Weiner

**Cover photo:** Fred Shade



## **PUBLISHED BY**

### **MELBOURNE PC USER GROUP INC.**

Suite 26, Level 1, 479 Warrigal Road  
Moorabbin, VIC 3189

Office hours: 9am-5pm

Phone: (03) 9276 4000

Email: [office@melbpc.org.au](mailto:office@melbpc.org.au)

Office Manager: Dianne Vogt

Office Staff: Julie Ackland, Lauren George

## **COPYRIGHT**

Melbourne PC User Group Inc. reserves all copyright in the content and design of *PC Update* (this publication).

*PC Update* must not be republished in whole or in part using print, electronic or any other formats (including optical and flash media together with the internet).

You may make a copy of part or all of *PC Update* on your local computer for the sole purpose of viewing it, and print a single hard copy of *PC Update* for personal use, provided that any copyright notice on any page is not removed. You may not, in any form, or by any means:

- cause any of the material in the *PC Update* to be framed or embedded in a website, or
- commercialise any material in *PC Update*,

- otherwise reproduce, adapt, store in a retrieval system, transmit, print, display, perform, publish or create derivative works from any part of the content or design of *PC Update*, except with our prior written consent or as permitted by applicable copyright legislation.

Members who do this will forfeit their membership rights and may also incur legal action from the authors and copyright holders.

Copyright © 2013 Melbourne PC User Group Inc. and individual authors. Except where otherwise stated, all material is the copyright of the author. Contributions from authors may not be copied without the written permission of the author.

<b>Melb PC:</b>	Directory .....	4
<b>Column:</b>	PC Update Editor's Report – <i>Katharine Shade</i> .....	5
<b>Column:</b>	Letters and Comments, Melb PC Library .....	7
<b>Melb PC:</b>	Calendar .....	8
	Monthly Meeting Details .....	10
	How To Get Help .....	12
	Notices .....	14
	Notices – Email Upgrade .....	15
<b>Articles:</b>	My Life with Computers – <i>Bruce Howells</i> .....	18
	3D printing, additive manufacturing and beyond – <i>Julie Ackland</i> .....	22
	Children and Technology – <i>Katharine Shade</i> .....	27
	Strong passwords and two-factor authentication – <i>Adam Turner</i> .....	34
	Token Keys – <i>Lance Lloyd</i> .....	35
<b>Column:</b>	Technology: Raspberry P – <i>Lance Lloyd</i> .....	36
<b>Articles:</b>	Review: SanDisk 32 GB ReadyCache – <i>George Skarbek</i> .....	38
<b>Columns:</b>	Monthly Disc Review – <i>Lance Lloyd</i> .....	39
	Monthly Disc – <i>Ian Rankin</i> .....	42
	Q&A – <i>George Skarbek</i> .....	46
	Random Access – <i>John Swale</i> .....	48
<b>SIGs:</b>	Local, General and Special Interest Groups Listing Index .....	50
<b>Melb PC:</b>	Email Account Application .....	77
<b>Melb PC:</b>	Subscription for Monthly Disc .....	77
<b>Melb PC:</b>	Membership Application form .....	78
<b>Melb PC:</b>	Application for Mobile Broadband .....	79



page 22



page 28

## FIRST AID and INTERNET HELP LINE (03) 9276 4088 (10am-3pm)

This line is answered only when a volunteer is available between 10am-3pm Monday to Friday. Outside these hours please leave a brief message and your membership details. An iHelp team member will call you back when available. Alternatively, please refer to the Dial Help listing on our website. Go to <http://www.melbpc.org.au/help/> and click on the Dial Help link there (member login required).

## MANAGEMENT COMMITTEE [committee@melbpc.org.au](mailto:committee@melbpc.org.au)

### President

Charles Wright [president@melbpc.org.au](mailto:president@melbpc.org.au)

### Vice-President

Don McKenzie [vicepresident@melbpc.org.au](mailto:vicepresident@melbpc.org.au)

### Treasurer

Stephen Tidswell [treasurer@melbpc.org.au](mailto:treasurer@melbpc.org.au)

### Secretary

Ian Rankin [secretary@melbpc.org.au](mailto:secretary@melbpc.org.au)

### Members

Sharman Grant [sharman@melbpc.org.au](mailto:sharman@melbpc.org.au)

Stewart Gruneklee [stewartg@melbpc.org.au](mailto:stewartg@melbpc.org.au)

Harry Lewis [halewis@melbpc.asn.au](mailto:halewis@melbpc.asn.au)

Lance Lloyd [lance.melbpc@fastmail.fm](mailto:lance.melbpc@fastmail.fm)

Cindy Perry [colouroz@optusnet.com.au](mailto:colouroz@optusnet.com.au)

Jan Weiner [weijan@westnet.com.au](mailto:weijan@westnet.com.au)

Roger Wragg [rdwragg@fastmail.fm](mailto:rdwragg@fastmail.fm)

## ONLINE SERVICES

### Internet Service

Melbourne Local Access (03) 9697 4000

### Intranet Service

Melbourne Local Access (03) 9697 4004

### Melb PC Home Page

<http://www.melbpc.org.au>

### Internet Services Page

<http://www.melbpc.org.au/isp/>

### Internet Help Service Page

<http://ihelp.melbpc.org.au/helpdesk/iuser/index.asp>

## HONORARY LIFE MEMBERS

Ray Beatty

Lloyd Borrett

Dave Botherway

Douglas Brooke

Sean Clarke

Thomas Coleman

William Dair

Guiseppe De Simone

Bruce Elliott

Bill Ford

John Hall

Stan Johnstone

Philip Lew

Barry Martin

Barry Mcmenomy

John Morris

Ash Nallawalla

Ian Rankin

George Skarbek

Peter Smith

Richard Solly

John Swale

Gary Taig

Ken Thomas

David Webster

Ian Webster

Yvonne Webster

Glen Webster

Charles Wright

## SUBMISSIONS

Email your submissions as file attachments to [editorpc@melbpc.org.au](mailto:editorpc@melbpc.org.au). Standard document formats are accepted (E.g. .txt, .rtf, .doc, .docx). Please keep formatting to a minimum.

Accompanying graphics should be separate high-quality JPG or PNG attachments – NOT embedded in the document.

Members' free ads must be technology related and include the member's full name.

## AUTHOR RELEASE

All authors must lodge a completed submission form, available from <http://ccedesign.com.au/melbpc/release-form>.

## CLOSING DATE

PC Update's submission deadline is the 14th of the preceding month (21st for SIG reports) unless other arrangements are made with the editor.



## *PC Update Editor's Report* *June 2013*

**Katharine Shade**

[editorpc@melbpc.org.au](mailto:editorpc@melbpc.org.au)

My son Alexander is two and my daughter Clara is nearly five. They both have occasional access to my iPhone, iPad Mini and my old iPod Touch, generally playing with puzzles, drawing and game apps. Clara also uses my laptop to play Reading Eggs (a learning to read program), having recently mastered the mouse.

Often, I'll use the laptop or the iPad Mini to play videos or stream programs for them from ABC iView (which I can also access via my TV).

The iPod Touch is mainly used as a music player, particularly for Clara to listen to as she falls asleep. I have a playlist of relaxing music on it and I set the timer to turn it off after a couple of hours. I password lock it so that she can't start playing games instead of going to sleep – which has happened! She claims playing games on it helps her to fall asleep, but from what I've read,

looking at a screen like this before bed has the opposite effect.


Clara and Alex both love using iDevices, and there is an astonishing variety of quality apps suitable even for this young age, either freeware or for a low price. And they love spending time paging through the many pictures and videos of themselves on the iPhone and iPad.

They don't have free access to all of this technology as I'd never get them to stop. playing . This can be a real trap as it's an 'easy entertainment option which can be at the detriment of other more physical activities e.g. playing outside.

But technology is fantastic for small amounts of time a few times a week, particularly as incentives ("if you're ready to go in ten minutes, you will have time left over to play on the iPad"), or as a distraction (in a waiting room when we've run out of other things to do, or when I really need to get some work done at home).

My devices can't make any iTunes purchases without a password, and I can also set other restrictions to turn off internet access and the ability to install and delete apps, or even just to stop icons being moved around on the screen.

At this stage it is easy to restrict access appropriately for the age of my kids. Luckily with my background in technology I can keep a few steps ahead of them






# PC UPDATE EDITOR'S REPORT

with password restrictions and parental controls. However, the settings aren't always as clear as they should be, which is one reason so many people get caught out with unexpected bills courtesy of their toddlers. The other reasons are either not bothering to keep an eye on what their kids are doing with these devices, or those who try but just find it too difficult.

As my children get older I'll have to start considering strategies such as keeping computers in the main living area; enforcing daily screen time limits; installing software to keep track of their computer activities; and educating them about responsible social media usage and its consequences.

In the meantime, I'll appreciate the fact that for now, a few settings adjustments are all it takes for me to be worry-free and just enjoy watching them. I'll just try not to think about how much harder it is becoming to get them to turn the gadgets off and hand them back to me.

Did you know that you can now purchase a print copy of *PC Update*? To keep costs down it is being produced as a black and white publication with a colour cover, so it is only \$4 per magazine plus \$1 postage. You can choose whether you want specific issues, or even subscribe for the whole year. See the form below for more details. [🔗](#)

		ABN 43 196 519 351 (Victorian Association Registration No. A0003293V) Unit 26, 479 Warrigal Road, Moorabbin VIC 3189 Telephone: (03) 9276 4000 Email: <a href="mailto:office@melbpc.org.au">office@melbpc.org.au</a> Web: <a href="http://www.melbpc.org.au">www.melbpc.org.au</a>		<b>PCUPDATE</b> <b>Subscription for</b> <b>print version</b>									
Name				Membership Number									
Address				Current Contact Email Address									
Suburb			Post Code	Phone									
For Month	Feb	Mar	Apr	May	Jun	Jul	Aug	Sep	Oct	Nov	Dec	Total Amount \$	
Price: \$4.00 per magazine if you collect it from the office or purchase at the monthly meeting. Add an Extra \$1.00 postage and handling if we mail your order. <b>Price for a yearly subscription is \$55.00 inc mailing to your home address.</b>													
<b>**Please note current members receive a \$10 discount on the full year subscription.**</b>													
<b>Payment Details</b>													
Name on Card				Expiry Date on card		Signature				Date / /			

## Letters and Comments

email to: [editorpc@melbpc.org.au](mailto:editorpc@melbpc.org.au)

### From: Ann Earl

I was filling out the form to renew my membership and I asked myself, "Should I bother?" These days I get most of my tech knowledge from *Woman and Home*.

I decided to read *PC Update* before I completed the form and I'm pleased I did. What an excellent article on social media.

I've been passing some of your articles on to my daughter, who is a sort of IT consultant. This is

another one she'll enjoy reading.

And we're looking forward to the children and technology issue.

I've also learnt from our magazine that there are other women in the group, who like myself, began programming in the dark ages. So when I do eventually turn up at a meeting I might find some one to talk to at last.

Thank you.

Keep up the good work.

## Melb PC Library



Barry Carle, the assistant librarian, at Melb PC's new library set-up in the old training room at Melb PC Headquarters Level 1, 479 Warrigal Rd, Moorabbin.



## What's On In June 2013

Js13

Sunday	Monday	Tuesday	Wednesday	Thursday	Friday	Saturday
<b>30</b> <div> <b>Colour Codes</b>  <b>Black:</b> SIG meetings at Melb PC H.Q. Moorabbin.  <b>Blue:</b> SIG meetings held at other locations.  <b>Yellow Box:</b> No SIG meeting.         </div> <div> <b>Have A Question</b>  <b>Post it on a Newsgroup</b>  <a href="http://groups.melbpc.org.au/~anywhere/">http://groups.melbpc.org.au/~anywhere/</a> </div> <p>The full details of "Special Interest Group" activities and meeting times are in the magazine.</p>						<b>1</b>
<b>2</b>	<b>3</b> Melb PC Committee	<b>4</b> <b>North East Genealogy</b> (10am - 12.45pm)	<b>5</b> <b>Monthly Meeting</b> Melb PC H.Q. Moorabbin 7pm sharp and afterwards the WAFFLE SIG	<b>6</b> <b>AdobeVideo</b> (1.30pm - 4pm) <b>Ballarat</b> (7.30pm - 9.45pm) <b>Sunbury Daytime</b> (New Users 9.30am)	<b>7</b> <b>Essendon</b> (Main Meeting 9.30am) <b>Multimedia (MHE)</b> (Wadham House 10am)	<b>8</b> <b>Making Money On The Internet</b> (10am - 12noon) <b>Microcontroller Workshop</b> (11am - 4pm)
<b>9</b> <b>Wadham House Workshop</b> (10am - 2pm)	<b>10</b> <b>Access</b> (6.30pm - 8.30pm) <b>Linux</b> (6.30pm - 9pm) <b>Wyndham</b> (General 7.30pm - 9.30pm) <b>Public Holiday</b> <b>Queen's Birthday</b>	<b>11</b> <b>Everything Apple</b> (2pm - 4pm) <b>WASINT</b> (10.30am - 12.30pm)	<b>12</b> <b>Communications</b> (7pm - 9.30pm) <b>Microcontroller</b> (7pm - 9.30pm) <b>Video Production</b> (Sony Vegas 10am) <b>East</b> (7.30pm - 10pm)	<b>13</b> <b>E-Book</b> (7pm - 9.30pm) <b>NeDay GIG</b> (Includes Photography - Digital Imaging Ivanhoe 10am - 12noon) <b>Sunbury Daytime</b> (New Users 9.30am)	<b>14</b> <b>Casey PC</b> (Hampton Park 12.30pm - 3pm) <b>Essendon</b> (Open Forum 9.30am) <b>Hardware</b> (Wadham House 10am)	<b>15</b>
<b>16</b> <b>MACE</b> (10am - 2pm) <b>Beginners East</b> (10am - 12.30pm) <b>Genealogy</b> (1pm - 3.30pm) <b>Macedon Ranges</b> (Gisborne 2pm - 4pm)	<b>17</b> <b>Graphics</b> (7pm - 9.30pm) <b>Nth Subs Linux</b> (7.30pm - 9.30pm) <b>Peninsula</b> (Meeting 9.30am Graphics W'shop 12.30pm Genealogy 2.30pm)	<b>18</b> <b>Wyndham</b> (Multimedia 7.30pm) <b>Deadline for July PC Update contributions</b>	<b>19</b> <b>Everything iPad / iPhone</b> (2pm - 4pm) <b>North East Android</b> (Ivanhoe 10am - 12noon) <b>Melb PC Marketing</b> (sub-committee 7.30pm)	<b>20</b> <b>Music</b> (7.30pm - 9.30pm) <b>Bayside</b> (10am - 12 noon) <b>Sunbury Daytime</b> (General Meeting 9.30am)	<b>21</b> <b>Essendon</b> (Check website for meeting details. 9.30am) <b>Photoshop</b> (Digital Images Wadham House 10am)	<b>22</b> <b>Microcontroller Workshop</b> (11am - 4pm)
<b>23</b> <b>Web Design</b> (2pm - 4pm)	<b>24</b> <b>Video Inner East</b> (Bairwyn 7pm - 9.30pm)	<b>25</b> <b>Programming</b> (6.30pm - 9pm) <b>North East</b> (Evening 7.30pm - 9.30pm) <b>Yarra Ranges</b> (Meeting 9.15am Workshop 11.30am)	<b>26</b> <b>Video Production</b> (Pinnacle 9.30am) <b>Essendon</b> (7pm - 9pm)	<b>27</b> <b>Sunbury Daytime</b> (Maintenance 9.30am. Meeting also held on a 5th Thursday)	<b>28</b> <b>Casey Workshop</b> (Hampton Park 10am - 12.30pm) <b>Raspberry Pi</b> (Wadham House 10am)	<b>29</b>





## What's On In July 2013

Je13

Sunday	Monday	Tuesday	Wednesday	Thursday	Friday	Saturday
	<b>1</b>  Melb PC Committee	<b>2</b> <b>North East Genealogy</b> (10am - 12.45pm)	<b>3</b> <b>Monthly Meeting</b> Melb PC H.Q. Moorabbin 7pm sharp  and afterwards the WAFFLE SIG	<b>4</b> <b>AdobeVideo</b> (1.30pm - 4pm) <b>Ballarat</b> (7.30pm - 9.45pm) <b>Sunbury Daytime</b> (New Users 9.30am)	<b>5</b> <b>Essendon</b> (Main Meeting 9.30am) <b>Multimedia (MHE)</b> (Wadham House 10am)	<b>6</b>
<b>7</b>	<b>8</b> <b>Access</b> (6.30pm - 8.30pm) <b>Linux</b> (6.30pm - 9pm) <b>Wyndham</b> (General 7.30pm - 9.30pm)	<b>9</b> <b>Everything Apple</b> (2pm - 4pm) <b>WASINT</b> (10.30am - 12.30pm)  <b>Deadline for August PC Update contributions</b>	<b>10</b> <b>Communications</b> (7pm - 9.30pm) <b>Microcontroller</b> (7pm - 9.30pm) <b>Video Production</b> (Sony Vegas 10am) <b>East</b> (7.30pm - 10pm)	<b>11</b> <b>E-Book</b> (7pm - 9.30pm) <b>NeDay GIG</b> (Includes Photography - Digital Imaging Ivanhoe 10am - 12noon) <b>Sunbury Daytime</b> (New Users 9.30am)	<b>12</b> <b>Essendon</b> (Open Forum 9.30am) <b>Hardware</b> (Wadham House 10am)	<b>13</b> <b>Making Money On The Internet</b> (10am - 12noon) <b>Microcontroller Workshop</b> (11am - 4pm)
<b>14</b> <b>Wadham House Workshop</b> (10am - 2pm)	<b>15</b> <b>Graphics</b> (7pm - 9.30pm) <b>Nth Subs Linux</b> (7.30pm - 9.30pm) <b>Peninsula</b> (Meeting 9.30am Graphics W'shop 12.30pm Genealogy 2.30pm)	<b>16</b> <b>Wyndham</b> (Multimedia 7.30pm)  <b>Deadline for August PC Update SIG reports</b>	<b>17</b> <b>Everything iPad / iPhone</b> (2pm - 4pm) <b>North East Android</b> (Ivanhoe 10am - 12noon)  Melb PC Marketing (sub-committee 7.30pm)	<b>18</b> <b>Music</b> (7.30pm - 9.30pm) <b>Bayside</b> (10am - 12 noon) <b>Sunbury Daytime</b> (General Meeting 9.30am)	<b>19</b> <b>Casey PC</b> (Hampton Park 12.30pm - 3pm) <b>Essendon</b> (Check website for meeting details. 9.30am) <b>Photoshop</b> (Digital Images Wadham House 10am)	<b>20</b>
<b>21</b> <b>MACE</b> (10am - 2pm) <b>Beginners East</b> (10am - 12.30pm) <b>Genealogy</b> (1pm - 3.30pm) <b>Macedon Ranges</b> (Gisborne 2pm - 4pm)	<b>22</b> <b>Video Inner East</b> (Balwyn 7pm - 9.30pm)	<b>23</b> <b>Programming</b> (6.30pm - 9pm) <b>North East</b> (Evening 7.30pm - 9.30pm) <b>Yarra Ranges</b> (Meeting 9.15am Workshop 11.30am)	<b>24</b> <b>Video Production</b> (Pinnacle 9.30am) <b>Essendon</b> (7pm - 9pm)	<b>25</b> <b>Sunbury Daytime</b> (Maintenance 9.30am. Meeting also held on a 5th Thursday)	<b>26</b> <b>Casey Workshop</b> (Hampton Park 10am - 12.30pm) <b>Raspberry Pi</b> (Wadham House 10am)	<b>27</b> <b>Microcontroller Workshop</b> (11am - 4pm)
<b>28</b> <b>Web Design</b> (2pm - 4pm)	<b>29</b>	<b>30</b>	<b>31</b>	<div> <b>Have A Question</b>  <b>Post it on a Newsgroup</b>  <a href="http://groups.melbpc.org.au/~anywhere/">http://groups.melbpc.org.au/~anywhere/</a> </div> <div> <b>Colour Codes</b>  <b>Black:</b> SIG meetings at Melb PC H.Q. Moorabbin.  <b>Blue:</b> SIG meetings held at other locations.  <b>Yellow Box:</b> No SIG meeting.                     </div> <p>The full details of "Special Interest Group" activities and meeting times are in the magazine.</p>		

# Melbourne PC User Group Monthly Meeting

**WEDNESDAY, 5 JUNE at 7pm**

**Melb PC Headquarters**

**479 Warrigal Road, Moorabbin VIC 3189 (Corner Cochranes Rd)**

**Including:**  
**MelbPC Enhanced Email System**  
**How Smart Are Smart Meters?**

### **7:30 – 8 pm MelbPC Enhanced Email System**

**James Cox and Harry Lewis** will outline the features of the new MelbPC enhanced email system, including:

- what it can do for you;
- how to activate your new system; and
- your questions answered.

### **8:25 – 9:25 pm: How Smart Are Smart Meters?**

**Carle Rutledge**, AMI Communications Advisor, Jemena Stakeholder Relations, and **Michael Macfarlane**, Jemena, SmartNet & Customer Service, Manager Strategy & Technology, present a full explanation of the current roll-out of Smart Meters

by Jemena, and a demonstration of the portal features.


This session will provide insights about electricity distribution, smart metering and customer tools to help them better understand their consumption habits, tariff options and bills and the enhanced technology experiences as a result of smart meters.

The introduction of smart meters offers customers a range of benefits including access to their daily meter data information. Access to consumption data can help households better understand how they use electricity, using tools such as web portals and in-home-displays.



### **MELBOURNE PC USER GROUP INC.**

**Suite 26 Level 1**  
**479 Warrigal Road**  
**Moorabbin, VIC 3189**

*In the evening there is lift access to the 1st floor from the carpark. *

### **Public transport options**

**Public transport users can take Smart Bus 903 from several train stations.**

**The closest are:**

- **Mentone station on the Frankston Line (5 minutes away)**
- **Oakleigh Station on the Pakenham/Cranbourne line (10 minutes away).**

# Raffle prizes

**MELB**  
**PC**  
USER GROUP

## At the Monthly Meeting

Kaiser Baas  
photo key  
ring

Ergonomic  
mouse pad

Wireless  
desktop  
keyboard



Bluetooth  
Headphones

8 inch digital  
photo frame

iPod Nano  
16GB

Desktop  
calculator

**TICKETS**  
**\$2 each or**  
**3 for \$5**

Kaiser Baas  
Bluetooth  
Keyboard

# 5 RAFFLE DRAWS

First drawn gets first prize pick, Second drawn gets second prize pick. And so on..



## INTERNET HELP (iHELP)

**For members needing assistance, iHelp is a group of “Users helping Users”. Their main role is to sort out Internet or general PC problems. Assistance can be obtained in various ways depending on your connectivity and convenience.**

### Phone First Aid

This is a telephone support number for simple and urgent problems: call (03) 9276 4088, Monday to Friday between 10am and 3pm.

Outside these hours, or if iHelpers are not available, please leave a message (including your membership details), which will then be transferred to Internet Help for follow up.

If the problem cannot be resolved within 15 minutes, it is generally referred to Internet Help where an appropriate iHelper will follow up the inquiry.

### Email Help

For those who cannot access our web pages but can send an email, a request for help with membership details can be sent to [help@melbpc.org.au](mailto:help@melbpc.org.au). It is then logged to Internet Help where an appropriate iHelper will follow-up the inquiry.

### Internet Help (iHelp)

The main iHelp system for Melb PC members is accessed from the [Internet Services Page](#) on the Melb PC website under the link titled “Internet Help”.

After entering your Membership Number and First Name, you are able to “Log a Service Request”, with details of your problem.

When an appropriate iHelper is available, they will contact you at your registered phone number or email address, which should therefore be kept up-to-date at the office.

All efforts will be made to ensure someone replying to your request is familiar with the issue, however if the problem cannot be solved to your satisfaction, you may wish to refer to other Group resources as detailed below.

---

## OTHER WAYS TO GET HELP

### FAQS

On the [Internet Services Page](#) there is a link to Frequently Asked Questions (FAQs) on using the Melb PC Internet Service. In many cases a solution will have already been documented.

### Newsgroups

For those familiar with using newsgroups, we suggest that you subscribe to [melbpc.connectivity](#), [melbpc.computing.misc](#), or [melbpc.general](#).

Alternatively, you can go to the [Internet Services Page](#) and click on the link to Members WebNews and view the same messages through your browser.

### SIG Meetings

Most SIGs hold monthly meetings in locations around Melbourne. These provide the opportunity

for one-on-one discussion with knowledgeable local members. Details of SIGs can be found in *PC Update*, or from the [Internet Services Page](#) from the top link titled “Interest Group Pages”.

### SIG Workshops

Some SIGs hold monthly workshops, in locations around Melbourne. These provide the opportunity for hands-on assistance with your PC from local knowledgeable members.

Details of SIG Workshops can be found in *PC Update*, or from the [Internet Services Page](#) from the top link titled “Interest Group Pages”.

Please contact the Convener at least 24 hrs before attending so they can research the problem, and bring to the meeting any hardware or software that might be needed.

### Monthly Meeting Q&A

At the Moorabbin Monthly General Meeting, besides interaction with other members, there is always a Q&A session hosted by one of the Group's computer experts. If you have a straightforward question, this is often a good place to get a precise answer with additional feedback from the audience.

### Dial Help

The Dial Help service is described here:

<http://www.melbpc.org.au/help/>.

If your problem relates to one of the listed categories, the relevant volunteer may be telephoned for

specific advice. Calls can be made between 9am to 5pm and 6.30pm to 9pm.

Please keep all calls short, particularly during business hours, and don't expect a volunteer to call you back on a mobile phone number.

### Home Visit Assist

This service is only for members who are restricted in their activities or mobility. This generally means those with an Age or Disability Pension.

The contact for Home Visit Assist is the Office Phone: (03) 9276 4000, or by email to: [office@melbpc.org.au](mailto:office@melbpc.org.au).

## Melb PC Email Service

Melb PC's email service is changing. Our other internet services are not directly affected by the email upgrade. DialUp, the newsgroups and members' personal web pages are unaffected by the email developments.

Your existing Melb PC username and password will continue to work with all the other services requiring your Melb PC login details.

We will send you a different password for the new email service. This is a temporary password that you will need to change when you activate your email account.

For more details and practical advice turn to [page 15](#).

## BREAKING NEWS – Our Melb PC Newsgroups

**Off-peak electricity charges: can we take advantage of this with the Smart Meter? Plus switching energy suppliers.**

*\*Read it all in the newsgroups.*

We have 14 newsgroups, each with a different emphasis. You can read some of the newsgroup conversations by logging into <http://forum.melbpc.org.au/newsforum> with your Melb PC username and password.



## Melb PC Rules

### From Sharman Grant, Committee Member

On 6 March 2013, the Melb PC special general meeting considered a motion to adopt the Model Rules as laid out in the Associations Incorporation Reform Act 2012 (the Act).

The members voted against the motion because, among other matters, members wanted the group to have a reasonable period of consultation to consider any issues that may impact on Melb PC's operations before making a decision.

A number of members volunteered to assist with any review of the Model Rules and take part in discussions as part of an implementation team to ensure that we covered all members concerns before making a decision on the form of the group's rules.

Committee members and other members who have expressed an interest in being involved in the implementation process will be meeting on Tuesday 18 June 2013 at 7 pm in the large meeting room at the Group's headquarters in Moorabbin. The more members involved the merrier, so if you have an interest or any concerns, please attend on 18 June 2013.

If anyone has any comments or questions please email me at [sharman@melbpc.org.au](mailto:sharman@melbpc.org.au). I will place all comments and submissions on the website along with minutes of the implementation team meeting.

## Monthly Meeting on Disc

**The Monthly Disc contains video footage of each month's meeting.**

**This month's video is of the May 2013 meeting and includes the vice-president's address.**

**Cost: \$5 each (\$6 with postage) or \$66 for an 11-issue subscription (postage included).**

**Pick up from: monthly and SIG meetings, the Melb PC office.**

**For further details: [office@melbpc.org.au](mailto:office@melbpc.org.au)**

**Or see the order form on page 43.**



## Why are we changing our email system?

Melb PC has been hosting its own email system (with addresses@melbpc.org.au) since March 1994. At that time we were pioneers in providing email outside an institutional context.

Email has been a central feature of Melb PC's services to members and remains so. However, the physical infrastructure for our email service is ageing, and the facilities it offers fall below the standards that are now expected. In particular, our mailbox capacity of 10MB does not match current expectations (and a mailbox can easily overflow if someone sends us just a couple of high-resolution photographs as attachments).

Over many months the Melb PC Committee has been considering all options for upgrading our email system. In a much changed world it decided that hosting the email service on our own premises was no longer the best choice. We would do better with an external mail provider.

We imposed the condition that our members' email addresses would not change. They would still have to take the form <yourname>@melbpc.org.au). After looking at a number of alternatives and the features and the costs associated with each, the Committee decided to select a Microsoft service.

The terms on offer from different leading providers have been changing even within the last year, and the Committee chose what it judged to be the most cost-effective option available at the time.

In the Committee's view, the service we have chosen provides facilities equal to or exceeding those offered by other leading contenders. In addition to the larger mailbox (5GB) it has many new features, which we shall be describing on the website.

But at the start, and for most members, the main change will be to just a handful of settings for the email client. That's what we are explaining on the following pages.

# Preparing for the Melb PC Email Upgrade

***As we announced last month, Melb PC's email service will soon be moved to new hosting. JAMES COX and HARRY LEWIS explain how members will need to prepare for the change.***

## SETTING UP YOUR NEW EMAIL ACCOUNT

### Overview

There are just three things you will have to do to set up your new email account. They are:

- A. **WAIT** for an email from our office advising you that your new account has been created. To find out when this is likely to happen, check our project status at [www.melbpc.org.au/newemail/](http://www.melbpc.org.au/newemail/)
- B. Activate your account.
- C. Set up the new account in your email program.

The old mail system will still be operating for a while, but we recommend you follow these steps so that when the new system starts operating your email will still keep flowing into your inbox and you will not notice any change.

We will go through each of these steps in detail in this article. For anyone who has set up an account at a website and set up their email already this will be familiar. However we are aware that some members will not have done this for themselves before, so the volunteers of iHelp will be ready to help you and we encourage you to contact them if you have any difficulty.

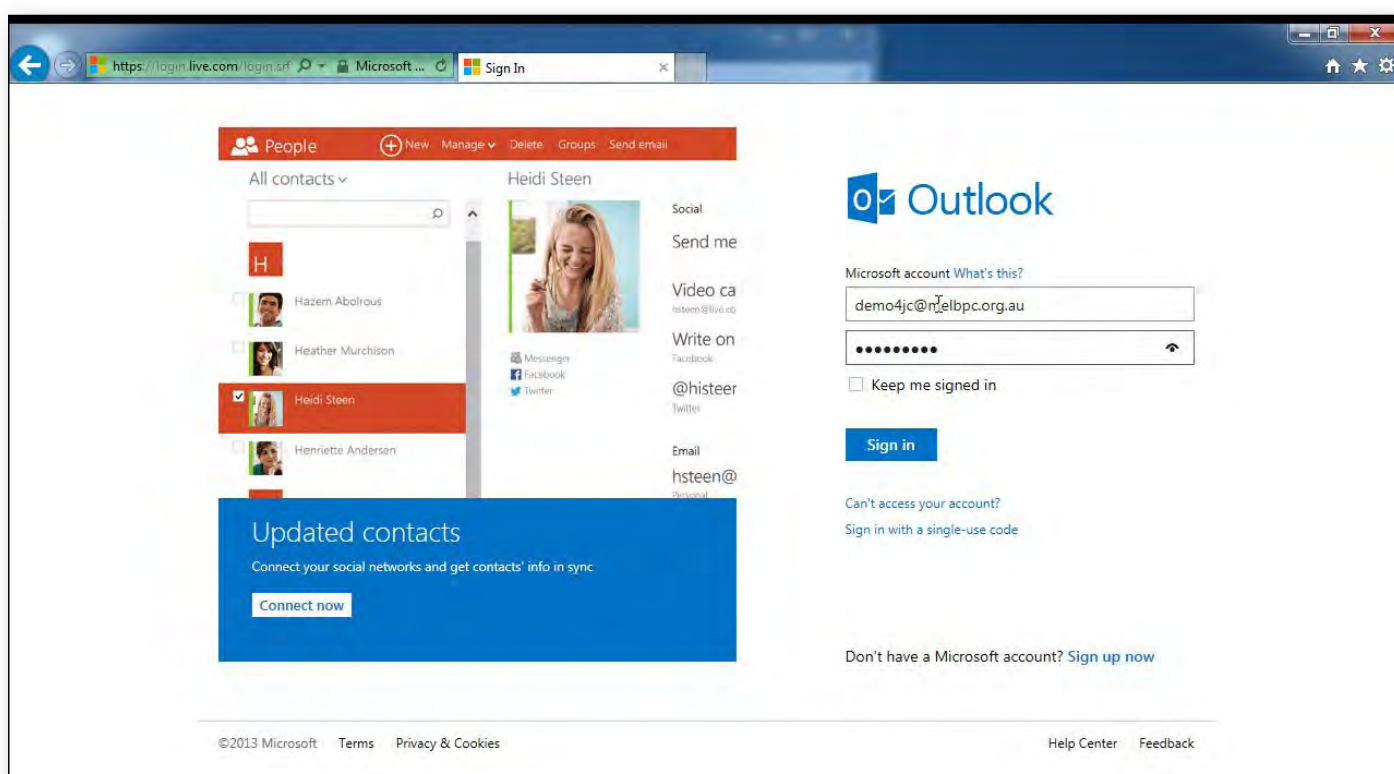


Figure 1

## A. Wait for email from MelbPC

The first step is easy – just wait for an email. Our office will send you an email detailing what is required to start. The things you need which will be contained in the email are:

1. Your email address. This will be exactly the same as you have always had, e.g. frednerk@melbpc.org.au
2. Your username. This will be different from the past because it will be identical to your email address (instead of just the first part of the address), e.g. frednerk@melbpc.org.au (instead of just frednerk).
3. A new and temporary password.

## B. Activate your account

The second step is to activate your account by going to the outlook.com website and logging in and entering some details. Let's go through the steps:

1. Open a browser and go to [outlook.com](https://outlook.com)
2. Enter your username and temporary password in the login page (Figure 1) as supplied in the email from our office. Click on the "Sign in" button.
3. Complete the "Call us overprotective" page (Figure 2) by entering your temporary password and creating a new password and selecting a security question and answer. Make sure you write your new password down somewhere you will not lose it! Click on the "I accept" button. You will now be returned to the login page.
4. Login with the new password that you created (and wrote down). You don't have to enter your username this time – it is already there.
5. Enter the code displayed in the slightly odd looking characters and hit the "Continue" button (Figure 3). Don't worry if you don't get it right, just try again (like I had to). I have found that you can just use lower case and if it looks as if there are two words you can type them without spaces in between. If you are having difficulty you can click on "Audio" to get it to sound it out to you if your computer has speakers.

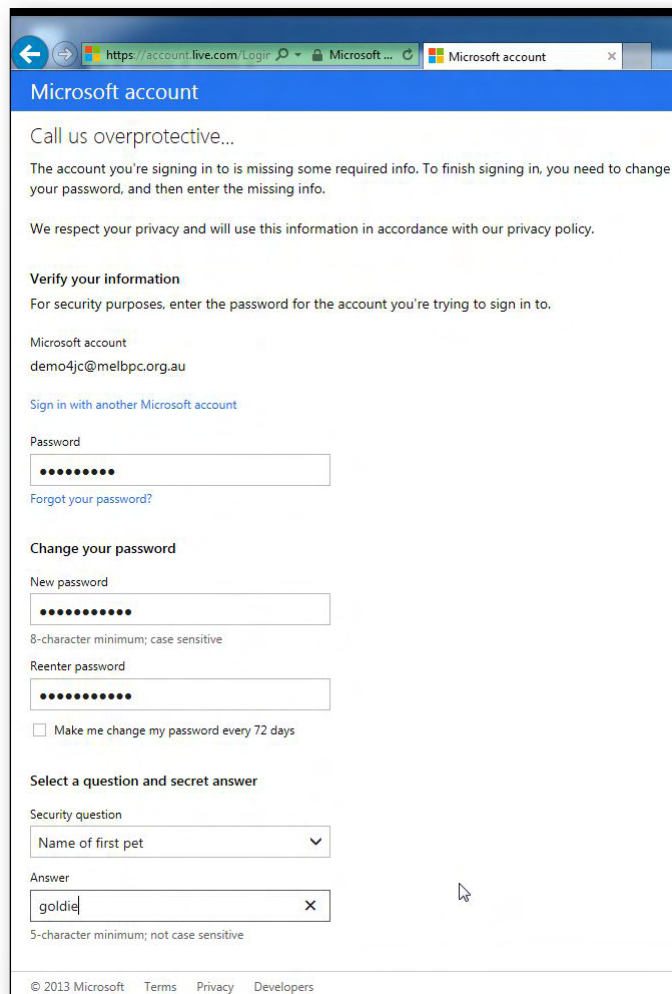


Figure 2

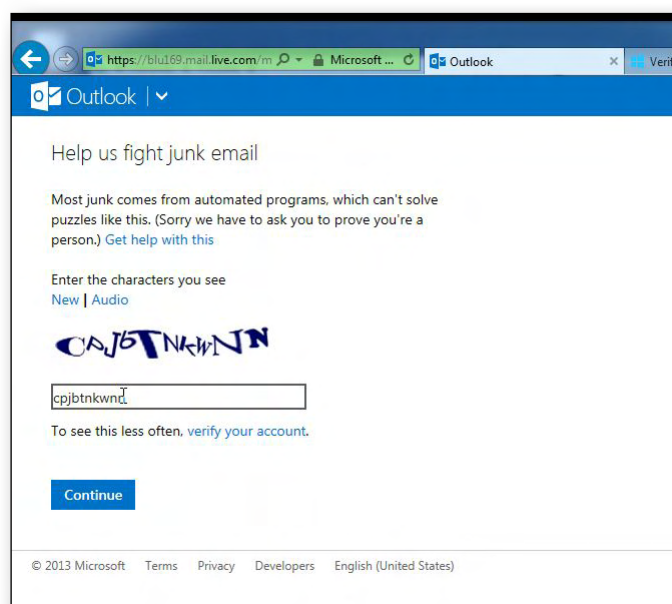


Figure 3

Continued on [page 80](#)



# My Life with Computers



**Bruce Howells**

I blame my cousin Graeme for my addiction to computers. At about eight years old I was mind-ing my own business when he told me about crystal sets (primitive radios). That developed into electronics as a hobby, which led to computers, and eventually a career in programming. Cousin Graeme has a lot to answer for.

## The First Box

Beginning secondary school, I was allowed to regularly purchase the monthly magazine *Electronics Australia* (no longer published, [http://en.wikipedia.org/wiki/Electronics\\_Australia](http://en.wikipedia.org/wiki/Electronics_Australia)). In the early 1970s I became aware that a few articles were appearing, all related to an entirely new subject.

## Micro Computers (actually referred to as Minis)

Around this time I decided that I needed to understand what this was all about, or else ignore it.

The May 1978 issue of *Electronics Australia*

had an article "2650 Mini Computer System," describing a CPU and memory (all 4KB!)

on a circuit board for a Signetics CPU ([http://en.wikipedia.org/wiki/Signetics\\_2650](http://en.wikipedia.org/wiki/Signetics_2650)).

Subsequent articles detailed video, cassette and keyboard I/O boards, thus the computer system seemed to have most features required, including a QWERTY keyboard.

Various 2650 extras were then published. Around April 1979 a reader advertised the "2650 Micro Basic," which allocated a whole 2.4KB of RAM for use by your own program!

Thus my first computer was both designed and built (not by me) in Australia, and my first program was a text version of the Aussie game two-up.

Lack of software for the 2650 system caused me to realise how important software was to computers.

The next computer was a Tandy Radio-Shack System 80 Model 1 (TRS80 aka Trash80) which offered more RAM (maximum 48KB), BASIC in ROM, the facility to add a printer, modem, floppy drives (eventually).

There was a great variety of software available, including many brands of DOS, none of them from Microsoft.

*Bruce's 2650 computer.*



## Am I Alone?

Soon after getting the TRS80 I decided I should join a computer club, and the Eastern Suburbs 80 Users Group (ESEUG) was recommended.

Originally started at a Tandy store, it moved to a secondary school to help students with computers. It was based around computers using the Zilog Z80 processor, including Tandy models 1, 3 and later, Dick Smith System 80s (TRS80 clones) and perhaps some CP/M machines.

The club was well organised and, among other events, sometimes a few members would enter into programming competitions. Two competitions I recall were "Footy Tipping" and "Celebrate Christmas".

My entry for "Celebrate Christmas" was "Xmas Invaders" which showed Santa's sleigh zig-zagging from the top of screen toward a rooftop at the bottom while the user – using the left and right arrows – aimed from the chimney, trying to shoot him down. The TRS80 block graphics (not pixels) spoilt the effect. Commended, but no cigar.

When Big Blue entered the PC market many members decided that Z80 machines were becoming out-dated, and around 1986 clones appeared.



The Club began to divide into two camps; clones and Amigas. I opted for the former due to the amount of software available.

## Life can be a BATCH

Soon after buying my own clone I realised just how useful a batch file could be, and became one of the regulars using the batch message area on the Melbourne PC User Group BBS (bulletin board system).

Years of lurking and contributing helped expand my knowledge, then a few users began uploading examples of games they had created written as a batch file. This inspired me to see what I might be able to create and my first attempt "Noughts and Crosses" received some acclaim from the regulars.

Both it and my next offering "MicroCode" made full use of ANSI colour and location commands. "MicroCode" is based on the "MasterMind" board game, with the batch constructing a secret four-digit number for the user to guess. With each guess the batch provides hints to show if a digit is in the correct position, or simply the correct colour (see Figure 1).

The only program used by these batch files is the DOS Choice program, to accept keyboard input.

Go here to download BatGames (<http://ccedesign.com.au/melbpc/batgames.zip>).

Even now I continue to make good use of many batch files when using my computers.

## A Star Is Born?

An ESEUG member named Mal had been observing my programming efforts so, when his employer needed another code jockey, he proposed me as a candidate. I had been employed in sales in the paper and packaging industries with programming being just one of my hobbies.

The BJS company created a patient invoicing database system sold throughout Eastern Australia.

[continued...]

[...continued]

Employees were generally either programmers or customer support staff, some wearing both hats. Customer support handled client problems by “holding their hand” over the telephone or by logging into their system via modem and performing any required repairs/updates.

The BJS databases used random access data files with some ISAM indexing being introduced.

It was available for both DOS and Xenix (a Unix variant), both types written in Quick Basic and consisting of about 150 programs accessed via a main menu.

One of my first jobs during an initial three month trial was to create the new menu program.

Normally all programming was performed on the Xenix system utilising its security, Revision Control System and automated nightly backups. Once a new version was accepted source code would be ported across to the DOS system for recompilation.

But there was a problem. Some programmers weren’t porting to the DOS box, which meant it wasn’t kept current with the Xenix version.

I volunteered to create a system which would compare the R.C.S. data recorded in the source code of both operating systems and list the offending felons’ names. Imagine my embarrassment when my name was top of the initial list. D’oh!

During my five years with the company I was responsible for two systems that BJS offered for sale, the Endoscopy and PRS/2 systems. Both of these integrated with the main patient database but were aimed at different end users.

The Endoscopy system enabled an endoscopist’s observations to be recorded on the computer and a printed patient report to be sent to the patient’s G.P. Many monthly and annual summary reports could also be printed.

The Patient Reporting System is a requirement of the Victorian Health Department where all hospitals must send specific data related to all patients (not out-patients) treated during the previous month.

BJS as a software provider was required to allow

its hospitals to send their required data regularly. Individual patients were not identifiable.

Once the first PRS/2 program was accepted by VicHealth the system became my “baby” and I was advised that both a main data edit screen and a “Copy To Floppy” program were urgently required.

## So, no pressure then?

Both requests were fulfilled and we were soon able to sell the first VicHealth approved version.

For the next two-and-a-half to three years I was working days, nights and weekends ensuring that our hospital clients and VicHealth were happy with our PRS/2 system, and that it always included the latest mandatory changes or additions.

Late in this period my fellow workers knew when speaking to me, “don’t mention PRS/2”!

## DOS Lives

My next position was with an firm selling a DOS based customer/vehicle invoice database package to service stations across Australia. The software was written in MS Professional Development System (Basic 7) which utilised the clever Blinker link utility to enable most operations to be contained in one huge executable (<http://www.grafxsoft.com/2blinker.htm>).

Only routines being used by the operator were loaded into memory, similar to the Windows use of DLL based routines.

This invoicing package made very clever use of keyboard shortcuts to enable an operator to pop-up another part of the system, check some item and then pop down back to the original activity.

In 2003 the software rights were acquired by a small start-up company, with me and the customer support person transferred to the new firm.

My involvement ended in 2004 and about five years later Mal from ESEUG took over control. The package continues to be used every day.

Now retired, I continue to program in Batch and multiple types of BASIC, believing in the adage “Old programmers never die, they just GOSUB WITHOUT RETURN”. ☺



# lan-slide

gaming sig



## Where & When?

**MelbPC Moorabbin Venue**

Saturday 29th June 10:00 AM to  
Sunday 30th June 10:00 AM



## What to Bring?

Your gaming ready PC or laptop,  
keyboard, mouse, monitor and  
headphones. We provide the  
networking and power distribution.



## Cost?

\$10.00 for MelbPC Members  
\$25.00 for Non-MelbPC Members  
FREE to spectate and see some really  
cool, unique, performance and gaming  
PCs, Laptops and hardware!



## Competitions & Prizes?

League of Legends 5v5 team (prizes to  
4th place), Call of Duty Black Ops  
(Prizes to 2nd Place), Fun competitions  
with various prizes to win.

**MINECRAFT**

**LEAGUE of  
LEGENDS**

**CALL OF DUTY  
BLACK OPS**



**+ heaps more games**

any questions? visit the website or join our facebook group



[www.lanslide.com.au](http://www.lanslide.com.au)

[fb.com/groups/lanslide](https://fb.com/groups/lanslide)



# 3D printing, additive manufacturing and beyond

***Creation of prototype car parts and custom fitted hip replacements don't seem to have much in common, but in the world of 3D printing anything is possible.***

**By Julie Ackland**

Simon Bartlett, the founder of [RapidPro](#), gave a 3D printing presentation at Melb PC's May 2013 monthly meeting.

We were fortunate in having Simon give us the benefit of his long experience in creating prototypes for many international vehicle manufacturers, including General Motors Holden, Ford, Land Rover, Jaguar and Caterpillar.

The presentation was timely as the ABC reported the following day that Australian scientists say they have found a way to grow human body parts using 3D printing technology.

There has been exponential growth in the 3D Printing arena with rapid uptake of the technology, especially in the last two years. This is largely due to the basic system costs coming down.

Simon discussed the history of 3D printing, where it is headed and described the wide range of applications.

As a service bureau, not a machine reseller, Simon's company is at the forefront of this change in manufacturing methodology.

From humble beginnings in 2005, RapidPro has grown into a significant player in this relatively

**3D Printing – Approximate Costs\***

**Concept Models**

**Functional Prototypes**

**\$1500- \$12K**

**\$30K - \$350K**

**\$150K - \$600K**

**\$350K - \$1.1M**

**rp rapidpro**

new field where 3D Printing is a “game changer”.

Simon distributed several items for members to examine as good examples of how the touch and sight of prototypes could reduce the time to market of products by demonstrating their appeal or functionality.

Not only are these technologies being used in production of cars and mass manufacturing, but also in medical and surgical practice (see “Emma’s story” below).

Apart from the improvements these solutions offer to an individual’s life, there are cost benefits across the board. There is a reduced need for warehousing space, just-in-time manufacturing and mass customisation.

Future high-end development includes working with different materials, e.g metals, wax and paper pulp. Current use of 3D scanning and cheap extrusion materials are making possible the home production of small components. Nano printing and programmable materials, where a flat product can erect itself, are opening new frontiers. There is even a 3D printer in space!

*“It’s amazing the things they can print: jaw implants for reconstructive surgery and prosthetic limbs. Simon’s talk was very emotional.”*

*– Comment by an attending member.*

**Simon’s full presentation is on the June Monthly Disc, available at the Monthly meeting or from the Melb PC Office.**

## Emma’s story

Emma was born with birth defects that were corrected with surgery and casts, but as she grew, she was unable to raise her arms.

3D printing techniques have enabled engineers to develop a plastic jacket that offers support to Emma’s arms so she can move freely.

The 3D-printed exoskeleton is durable enough for everyday use. Emma wears it at home, preschool and during occupational therapy.

The design flexibility of 3D printing lets them continually improve upon the assistive device, working out ideas in CAD and building them the same day.

See more at:

[www.Stratasys.com/MagicArms](http://www.Stratasys.com/MagicArms)





## WHAT IS 3D PRINTING?

**3D printing is a type of manufacturing that enables three-dimensional objects to be created using a computer, software and a 3D printer.**

**The technology is decades-old, but 3D printers have become much cheaper since 2010, with some home kits now selling for under \$500.**

**Home enthusiasts can make their own designs of 3D objects using specialist software, or download instructions from online repositories providing thousands of open-source designs.**

**Also known as additive fabrication, the process involves creating the object layer by layer, using a variety of materials, such as plastic, glass, metal and ceramic.**

**3D printers are already being used to produce toys, car parts, prosthetic limbs and even “self-replicating” 3D printers themselves.**

**Source: © Wikipedia**

## NEWS REPORT

### ABC NEWS REPORTED AUSTRALIAN SCIENTISTS SAY THEY HAVE FOUND A WAY TO GROW HUMAN BODY PARTS USING 3D PRINTING TECHNOLOGY

The University of Wollongong's Centre for Electromaterials Science is opening a research unit at Melbourne's St Vincent's Hospital where 3D printing will be used to reproduce tissue material.

The bio-fabrication unit scientists have already begun animal trials to reproduce skin, cartilage, arteries and heart valves.

Professor Mark Cook says the process could eventually do away with the need for organ transplants.

“It's possible to print devices and structures that can be implanted in human bodies, and these devices can have cells grown on them so that bodily functions can be replicated on these very tiny devices,” he said.

“In the future, these sorts of devices will be able to recreate parts of people's joints and

bones, conceivably, in the future, even organs.”

The Australian technique incorporates the living cells into the actual layered printing process, with a 95 per cent survival rate for the cells.

Team leaders say they anticipate the new tissues will be cleared for use in humans within three to five years.

And they say they plan to move on, eventually, to finding ways of using the technique to print more complicated parts like kidneys and livers.

The centre's director Professor Gordon Wallace says scientists will be recreating



complete organs in a decade's time.

"Our ability to print living cells and biopolymers and spatially distribute those in a 3D structure of course sparks the imagination," he said.

"You could see how we could eventually be able to print organs using 3D printing technology."

Source:

<http://www.abc.net.au/news/2013-05-03/3d-printers-on-track-to-print-body-parts/4666886>

## NEWS REPORT

### TEST-FIRING THE WORLD'S FIRST FULLY 3D PRINTED GUN

An engineer has just pulled a twenty-foot length of yellow string tied to a trigger, which has successfully fired the world's first entirely 3D printed gun for the very first time, rocketing a .380 calibre bullet into a target of dirt and prairie brush.

The weapon is almost entirely plastic: 15 of its 16 pieces have been created inside an \$8,000 second-hand Stratasys Dimension SST 3D printer, a machine that lays down threads of melted polymer that add up to precisely-shaped solid objects just as easily as a traditional printer lays ink on a page. The only non-printed piece is a common hardware store nail used as its firing pin.

The printed gun seems limited, for now, to certain calibers of ammunition. After the handgun round, the engineer switched out the barrel for a higher-charge 5.7×28 rifle cartridge. He retreated to a safe distance, and pulled his yellow string again. This time the gun exploded, sending shards

of white ABS plastic flying into the weeds and bringing the gun's first field trial to an abrupt end.

And the most significant test of the Wiki Weapon was still to come, a moment of truth that may have been looming in Wilson's mind after watching his first prototype explode into plastic shrapnel: Firing the printed gun by hand.

– Andy Greenberg, Forbes Staff

Source:

<http://www.forbes.com/sites/andygreenberg/2013/05/05/meet-the-liberator-test-firing-the-worlds-first-fully-3d-printed-gun/>



## OTHER 3D PRINTED OBJECTS



## OTHER 3D PRINTED OBJECTS



*3D Figurines From Children's Drawings*

## MORE IMAGES

20 Amazing Creations You Can Make With 3D Printing:

<http://www.hongkiat.com/blog/3d-printings/>

Six cool examples of 3D printing:

<http://tech2.in.com/features/general/6-cool-examples-of-3d-printing/871822>



# Children and technology

**By Katharine Shade**

Parents, grandparents, teachers and other caregivers have always had concerns about children's access to inappropriate media, whether it be magazines, books, movies, TVs and so on. These concerns remain, but thanks to rapid technological developments, the ease of access to the material has changed. This has put powerful, relatively cheap computer devices into the hands of small children from a very early age, who consequently are generally more savvy with these devices than the adults around them.

Many parents and grandparents are either very challenged by the rate of technological change, or they don't put any effort into following up on what the children in their care are using these devices for. But even those who do make an effort can find themselves with bills of hundreds of dollars as their child downloads new games, upgrades, expansion packs and music to their tablet device, just because one fairly obscure setting hadn't been enabled.

Here's an article about a three-year-old who inadvertently spends up big on a virtual horse: <http://www.theage.com.au/digital-life/smartphone-apps/toddler-spends-big-bucks-on-free-ipad-app-20130602-2njq2.html>, and another three-year-old who made some purchases at the Apple store: <http://www.theage.com.au/digital-life/mobiles/buy-buy-mummy-ipad-toddlers-spending-spree-20100915-15bz8.html>.

In May *PC Update* we covered the basics of social media and information on safe social networking. In this the June issue we showcase sites with more information and advice on keeping children safe online, as well as examples of sites and portals which should keep them out of mischief for a little while. We also have accounts from people about their experiences with children and technology.

## Resources

*Where can you go for advice on keeping children safe online?*

### Australian Government's Cybersafety Help Button

[http://www.dbcde.gov.au/online\\_safety\\_and\\_security/cybersafetyhelpbutton\\_download](http://www.dbcde.gov.au/online_safety_and_security/cybersafetyhelpbutton_download)



The Australian Government's Cybersafety Help Button provides internet users, particularly children and young people, with easy online access to cybersafety information and assistance available in Australia. It offers counselling, reporting and educational resources to assist young people deal with online risks including cyberbullying, unwanted contact, scams and fraud, and offensive or inappropriate material.

The help button is a free application that is easily downloaded onto personal computers, mobile devices, and school and library networks.

### Cybersmart

<http://www.cybersmart.gov.au>

Cybersmart is a national cybersafety and cybersecurity education program managed by the Australian Communications and Media Authority (ACMA), as part of the Australian Government's commitment to cybersafety.

The program is specifically designed to meet the needs of its target audiences of children, young people, parents, teachers and library staff.

Designed to support and encourage participation in the digital economy by providing information and education which empowers children to be safe online, Cybersmart aims to:

- Inform children, young people, parents, teachers and library staff about cybersafety issues
- Educate audiences through information, resources and practical advice
- Empower children and young people to be safe online.



## The Easy Guide to Socialising Online

<http://www.dbcde.gov.au/easyguide>

The Australian Government's Easy Guide to Socialising Online provides information on how internet users can protect themselves and their information when using social networking sites, search engines and online games.

It provides information about the cybersafety features of different sites, including social networking sites, search engines and online games. By clicking on the logos for each site, you can learn how to adjust your privacy settings, report inappropriate content and find out more about other safety features.

There's also general advice on the tips page about how to stay safe online using any social media site – including any that aren't listed.

The Easy Guide was created in response to advice from the government's Youth Advisory Group on Cybersafety (YAG) – a group of young people from all over Australia who provide advice to government on cybersafety issues.

Members of the government's Consultative Working Group on Cybersafety (CWG), including the internet Industry Association, worked closely with the government and the YAG to develop the Easy Guide.






## Where can you go for websites you know are safe?

## Safe Kid Games – free safe non-violent online school games for kids

<http://www.safekidgames.com/>

The internet is a community of people, and every community holds many dangers as well as good learning experiences. Just like you wouldn't send a small child to the park to play without any rules, you shouldn't send them on the internet without any knowledge of what they may encounter. Every game here is personally reviewed to ensure it's safe for children.



As with all things, we encourage each child's parent(s) to review and monitor their child's online activities to ensure they're being safe, and also to ensure that any games or content are appropriate for their own child.

## Skooville – a place where children learn to be safe online

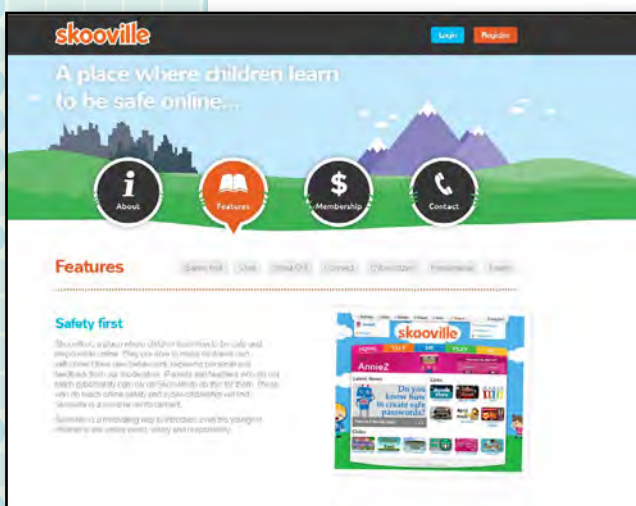
<http://www.skooville.com>

A 24/7 moderated children's social network which aims to change young children's online behaviours so they are better equipped to protect their own wellbeing.

Children are able to make mistakes and self-correct their own behaviours, receiving personalised feedback from our moderators.

Parents and teachers who do not teach cybersafety can rely on Skooville to do this for them. Those who do teach online safety and cyber-citizenship will find Skooville is a positive reinforcement.

Skooville is a motivating way to introduce even the youngest children to the online world, safely and responsibly.





## What is a “Digital Native”?

A digital native is a person who was born during or after the general introduction of digital technologies and through interacting with digital technology from an early age, has a greater understanding of its concepts.

## What is “sexting”?

Sexting is the act of sending sexually explicit messages and/or photographs, primarily between mobile phones.

Messages with sexual content have been exchanged over all forms of historical media. Newer technology allows sending pictures, and videos, which are intrinsically more explicit and have greater impact.

The risks involved in “sexting” include having the material passed on to other people, or websites; used as blackmail, being charged with sexual harassment, being officially charged with distribution or possession of child pornography if the person is under the age of consent.

A 2009 UK survey of 2,094 teens aged 11 to 18 found that 38% had received an “offensive or distressing” sexual image by text or email. (Source: Google)

## What is a Net Nanny?

Net Nanny is an Internet filter and parental control program for your computer or hand-held device. It blocks websites which may not be suitable for young children to see.

While Net Nanny is a particular brand of this software, the name tends to be used colloquially to refer in general to these types of software programs.

<https://www.netnanny.com.au/>  
<http://www.k9webprotection.com/>  
<http://www.integard.com.au/>



## Your stories

I found that on one occasion when I was supervising a three-and-a-half year old who was wanting to play a particular game on an iPad, that it spoiled the usual activities of the morning. My best recourse was to make sure that next time the iPad was unavailable. I believe that there is a danger of obsessive reliance on such games, and I also wonder if it could be bad for the eyes to focus so much for so long?

**Jenny Grierson**



Lexi (age four) is building all sorts of incredible constructions in Minecraft. She's better at it than I am. Lexi has such amazing spacial abilities (she doesn't get that from me)... she navigates her way around the world so well, and constructs such complex buildings. I struggle with the navigation and only manage very simple constructions. But I'm good at digging!

**George Ivanoff**

We have grandchildren aged from three to ten. The three-year-old was able to swipe between pictures on an iPad at 18 months, but more recently is happy banging on an old keyboard which isn't connected to anything.

Once he'd learnt to manipulate the mouse, our five-year-old was quite adept at games that required moving simple shapes around the PC screen – simple jigsaws, “building” robots and rockets. He's moved on to more complex games, but has difficulty with multiple controls, e.g. arrow keys and letter keys.

The ten-year-old grand-daughter found, downloaded and installed a free game on an Android tablet when she was eight, without any adult intervention.

Her favourite Windows games are in Kidzui (a safe environment for children). She has also enjoyed Tux Paint, Typing and Maths in the Linux environment.

On school days she is restricted to one hour of “screen” time. This can be spent on one or more of TV/DVD, smartphone, tablet, Mac, Nintendo DS or PC. Time spent on homework or school assignments is not counted in the limit. Her current ambition is to obtain an iPod Touch.

**Tim McQueen**

Piers is nine-and-a-half and in Grade Three at school, where he has access to desktops, laptops, iPads, iPods and digital cameras. At home Piers has access to his iPod, laptop and Wii, plus his parents' desktops and iPhones, which are all Wi-Fi enabled.

We discovered very early on that Piers found the computer, video, DVD and any other electronics fascinating. It wasn't so much the content as to how to control or change it.

Up until he was two-and-a-half years old, I worked from home on the PC and he would quietly watch me work. By the age of three he was able to navigate around the computer to log in to Reading Eggs (a learn-to-read program) by himself.

Not knowing a great deal about internet security, I contacted a mobile computer service to come into our home and educate us on the best way to protect Piers, while not stifling his great interest. We installed the recommended Net Nannies and had the technician enable the generic protective devices in Windows.

We felt extremely protected and safe (and smug), but as he has grown and developed and spends time outside our house where he's not subject to our restrictions, we felt education was the missing component and probably our greatest asset in making sure he stays safe.

Luckily, the school Piers attends is extremely proactive in cyber education for children and parents. It hosts seminars by ACMA (Australian Media and Communications Authority) for parents annually, to update us on the new programs children are using, as well as new threats, new protective programs and current innovations.

The last two seminars have been hosted by former police officers, which gave the parents a sense of relief in hearing how the legal systems are starting to catch up to the "i" society.

We've also had access to the school psychologist who has run sessions for parents on



cyberbullying instances, and who also educates the children on how to be good cyber citizens.

The children now have access to Skooville, which is a social networking site for children. To advance through the program you must complete a series of exercises which educate children about what kind of information you can give out online and the best ways to communicate with other children.

How much access to technology to give Piers is a moving target at his age. He currently has 30 minutes per night of homework, of which 20 minutes is computer based. When he has completed his homework, chores and sports he can have 30–60 minutes a day of Skooville and Minecraft.

He is also keeping a journal and writing his own book in MS Word, which I like to encourage. So although our rule is 30–60 minutes of leisure computing, that can blow out some nights.

But I have put my foot down with e-books – and love watching my son fall in love with reading the old-fashioned way, including under the covers of his warm doona with a torch.

As time has flown, by I am amazed by how many gadgets in our house are Wi-Fi enabled, and astonished by the daily use of his blog, Twitter account and the intranet at school. I despair at his handwriting, but envy how confidently he communicates his thoughts and ideas and the many ways he does that.

**Dellas**



# Strong passwords and two-factor authentication

***You can't ignore the risks of weak passwords any longer, writes ADAM TURNER.***



If your favourite password is “123456” then it’s only a matter of time before your digital life is hacked.

It’s easy to become lax with your passwords, especially when you feel you don’t have anything worth stealing. But hackers don’t break into email and social media accounts simply to read your messages. They break in so they can impersonate you and try to scam money out of your friends.

One common trick is to claim that you’re stuck overseas and ask your friends to transfer money to help you get home. Another trick is to send links to infected web pages with vague subject lines such as “You won’t believe this picture I found of you”. Your friends are more likely to click such a link if they think it came from you.

One of the keys to online security is to use “strong” passwords. A strong password is a password that’s difficult for a person to guess or a computer to crack using a “brute force” attack. Brute force attacks can check millions of passwords in a matter of minutes, starting with dictionary words and common lazy passwords such as “123456” or “qwerty”.

These days most online services force you to choose a strong password, but you may have gotten away with choosing a weak password in the past and never been forced to change it. It’s worth undertaking a quick personal password audit and considering whether your oldest passwords are still strong enough.

A strong password should be at least 12 characters long and contain a mix of upper and lower case letters as well as numbers and symbols. You should avoid dictionary words and simple number substitution tricks such as “p4ssw0rd”. If hackers are really keen to break in they’ll also try common password choices such as the names of your children or your pets – information that’s often easy to find online.

You should also take care when choosing your backup security questions, as it’s probably not that hard to discover your mother’s maiden name or the name of your high school. Where possible write your own security questions.

The best passwords look like gibberish to anyone else but are easy for you to remember. Rather than try to memorise a truly random sequence, one useful trick is to use the first letter of each word in a phrase or lyric and then spice it up with a few extra characters. For example the first line of Elvis’ Heartbreak Hotel might become SmBIM-IfAnPtD+49 – a long and complicated password that’s tough to crack but easy for you to remember.

While it’s important to come up with a strong password, it’s even more important not to use the same password for everything. Even if your password is difficult to crack, there’s always the risk that your service provider might be hacked. Once someone knows your Facebook password they might use it with your email account, PayPal

account and online banking. The more sensitive a service is, the more important it is to use a strong and unique password.

Once again you can devise systems to make your passwords easier to remember, such as using different lines of the same song for different services. You also might break up your passwords into segments, such as using the common SmBIM-prefix with a unique suffix. The trick is to make your system complicated enough that if someone discovers one of your passwords they can't easily guess the others.

One way to reduce the risk is to use unique logins and email addresses for some services, rather than using the same for everything. This is easier if your email provider lets you create aliases which forward to your main inbox. If your email address is bob@bob.com you might create aliases such as bob-apple@bob.com and bob-amazon@bob.com to use with your iTunes and Amazon accounts. Don't use these aliases for anything else. Hackers won't have much luck if they try to break into those accounts using bob@bob.com as the login.

Some service providers such as Gmail and Facebook have also introduced the option of two-factor authentication – which relies on something you know and something you have. Often the “something you have” is a code sent to your phone as a text message.

When you try to log into your account from a new computer, you're also required to enter the code sent to your phone. It's possible to tick “remember this computer” so you don't need to enter the code every time you login from your own computer. But even if a hacker discovers your login and password, they can't gain access to your account unless they also have your phone. ☺

## Token Keys

Most of the banks provide an additional security step for its small business customers. Westpac provide a SecurID® token which is a small, portable device that generates a digital security code. Each token is unique and is assigned a user-generated password. The digital security code is used in conjunction with the token password to securely authorise online payments above your daily limit. This allows small business to have a small daily limit (even \$0) and this reduces the risk to both the business and/or the bank if their login and password is compromised. You can apply to the bank and the physical token is supplied (in Westpac's case) free of charge to business.



see:

<http://www.westpac.com.au/business-banking/business-banking-online/manage-your-banking/securid-tokens/>

## Random number programs from Melb PC's Monthly Disc

Random Password Generator -v1.3

[www.melbpc.org.au/monthcd/may13.htm](http://www.melbpc.org.au/monthcd/may13.htm)

Phrase Password Generator v2

[www.melbpc.org.au/monthcd/jul112.htm](http://www.melbpc.org.au/monthcd/jul112.htm)

– Lance Lloyd



# Raspberry Pi Corner

By Lance Lloyd

## Programming Pi



```
import math
print math.pi
```

3.141592653589793

That's python computer code (and a *bad* programming/RasPi pun!), one of the favourite programming languages for the Raspberry Pi. Inspired by the noble Eben Upton of the Raspberry Pi Foundation, I have decided to highlight the main motivation behind the invention of the Raspberry Pi – educating kids in computer programming (see [www.raspberrypi.org/about](http://www.raspberrypi.org/about)).

Programming your Pi is necessary only if you wish to do something that's a bit different, create your own games, or explore the world of computer science.

Last month I signed up to an online university course through Coursera ([www.coursera.org](http://www.coursera.org)). The course, "An Introduction to Interactive Programming in Python" ([www.coursera.org/course/interactivepython](http://www.coursera.org/course/interactivepython)), popped up on my radar and I thought, "How hard can that be?" After deciding to do the course, I discovered that fellow RasPi SIG member Dave Botherway had also signed up, and along with some 40,000 other students worldwide we have been struggling with at least six short lectures each week, two quizzes on what we have learned plus a mini-project each week.



## An Introduction to Interactive Programming in Python

Joe Warren, Scott Rixner, John Greiner and Stephen Wong

This course is designed to be a fun introduction to the basics of programming in Python. Our main focus will be on building simple interactive games such as Pong, Blackjack and Asteroids.

**Workload:** 7-9 hours/week

### Sessions:

Apr 15th 2013 (9 weeks long)

Sign Up

Future sessions

Add to Watchlist



1,511

3.8k

9.4k

Tweet

+1

Like



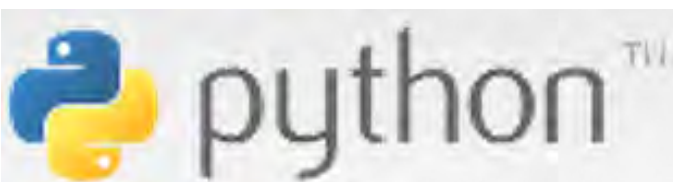
Actually, I think it's only me who is struggling, it seems Dave is breezing through. Anyway, it's a fascinating entrée into the world of programming, and despite the weekly tribulations, I am learning some great things.

If a nine-week online course is not for you, why not try the recent article in TechRadar, ([www.techradar.com/news/software/learn-to-program-your-raspberry-pi-1148194](http://www.techradar.com/news/software/learn-to-program-your-raspberry-pi-1148194))? It outlines both Python ([www.python.org](http://www.python.org)) and Scratch ([http://en.wikipedia.org/wiki/Scratch\\_programming\\_language](http://en.wikipedia.org/wiki/Scratch_programming_language)).

Scratch is a simple, object-based programming language that enables beginners to create software projects, such as games, animations and other programs. It's easy to learn and to use, thus encouraging young children and beginners to start programming. Scratch teaches you the fundamentals of programming and leads users to learn more complicated programming languages.

Once you finish your Python programming, you usually run your code under the "default" CPython interpreter (<http://en.wikipedia.org/wiki/CPython>). However, the new PyPy on ARM (download from <http://morepypy.blogspot.co.uk/2013/05/pypy-20-alpha-for-arm.html>) has been benchmarked at running up to 46 times faster than CPython on ARM (see [www.raspberrypi.org/archives/3881](http://www.raspberrypi.org/archives/3881) and [www.h-online.com/open/news/item/PyPy-2-0-alpha-on-ARM-includes-Pi-support-1859871.html](http://www.h-online.com/open/news/item/PyPy-2-0-alpha-on-ARM-includes-Pi-support-1859871.html)), so I'll be checking these out if and when I have managed to write a Python game in this course. Wish me luck!

Next month, we will discuss the various operating systems available for your RasPi. ☺



SCRATCH



## PyPy Status Blog

### LINKS OF INTEREST

- [PyPy Homepage](#)
- [Dev Documentation](#)
- [Mailing List](#)

### DONATE

[Donation page](#)

### BLOG ARCHIVE

- ▼ 2013 (14)
  - ▼ May (3)
    - [Numpy Status Update](#)
    - [PyPy 2.0 - Einstein Sandwich](#)
    - [PyPy 2.0 alpha for ARM](#)
  - April (1)
  - March (3)
  - February (5)

TUESDAY, MAY 7, 2013

### PyPy 2.0 alpha for ARM

Hello.

We're pleased to announce an alpha release of PyPy 2.0 for ARM. This is mostly a technology preview, as we know the JIT is not yet stable enough for the full release. However please try your stuff on ARM and report back.

This is the first release that supports a range of ARM devices - anything with ARMv6 (like the Raspberry Pi) or ARMv7 (like Beagleboard, Chromebook, Cubieboard, etc.) that supports VFPv3 should work. We provide builds with support for both ARM EABI variants: hard-float and some older operating systems soft-float.

This release comes with a list of limitations, consider it alpha quality, not suitable for production:

- stackless support is missing.
- assembler produced is not always correct, but we successfully managed to run large parts of our extensive benchmark suite, so most stuff should work.

You can download the PyPy 2.0 alpha ARM release here (including a deb for raspbian):

<http://pypy.org/download.html>

# Review: SanDisk 32 GB ReadyCache



By George Skarbek

## What is a ReadyCache?

The USB manufacturer SanDisk has recently gone into the solid state drive (SSD) business. This is a good sign for consumers as the prices of the solid-state drives are likely to fall even more quickly than they have been.

SanDisk has created a product called ReadyCache, the purpose of which is to improve the performance of your computer without replacing the hard drive.

They claim boot times up to four times faster and 12 times faster for loading applications from your hard drive. Independent reviewers have verified that computers do generally boot in a quarter of their current speed with ReadyCache installed.

## Benefits

Replacing a conventional hard drive with an SSD usually means a significant drop in capacity. However, with the ReadyCache being an adjunct to the conventional hard drive, the 32 GB drive will keep the most frequently used information in the fast non-volatile cache so that now you can have the best of both worlds: big drive and fast access.

Replacing your existing drive C with a solid-state device and restoring the full image is beyond the means of all but the very experienced computer users. The big advantage of the ReadyCache is that it is quite easy to install. It comes with a SATA cable and an adapter plate so that this tiny device can be fitted into an existing hard drive bay. Just plug in the SATA cable and power supply, download and run the SanDisk software, and it should be ready to go.

ReadyCache is only designed to run in Windows 7 and 8. When I attempted to install the caching software on a Windows 8 computer, the software did not initialise correctly. Despite several attempts to contact their technical support, with a detailed description of the problem and included screen dumps, it took a while for them to respond. After several emails and long phone support conversations it was finally determined that in my case, as I already have a fast Intel SSD (faster than the ReadyCache) as the boot drive, I cannot use the ReadyCache software to selectively cache my drive D.

As a result I now just have an additional 32 GB fast Solid State Drive that I use for my backups. It works well and is amazingly fast. Typically it is a sub-second event to back up all my changed and new files from drive C (an SSD drive) to the ReadyCache.

## Conclusion

The ReadyCache device is a good idea in theory, but not if you already have an SSD installed. The cost for the 32GB ReadyCache SSD was \$59 from Scorptec. If you need just an additional SSD to install into your computer then a standard 120GB SSD can be purchased for under \$100. ☺



# June 2013 Monthly Disc: the top three programs – a personal view

By Lance Lloyd

The June Monthly disc continues the fine tradition of providing you with pre-qualified software at the low rate of five dollars and no bandwidth. However, there are also other great features on the disc you should look at, such as the collections of recent *PC Updates*, club information, guides for a range of computer functions (especially useful to new users), and of course the video of the previous Monthly Meeting (including the Q&A sessions and the main speakers).

## [CornWolf – Ver: 1.5](#)

I had my 15-year-old son check out this game. It's about a CornWolf, a "tiny" rodent living in Europe, which has severe problems in the Netherlands (using Wikipedia and online translation software, I discovered that Korenwolf is Dutch for Hamster). The objective of the game is to experience the dangers and live the CornWolf's life as you help the poor fellow survive through 25 levels.

My expert reviewer actually spent quite a while playing this game. Even though he decided the game was really for primary school age children, it looked quite entertaining. It was also great that no install was needed. It's worth getting this game, as it would come in handy for those young visitors or even yourself in those quiet moments!



[continued...]

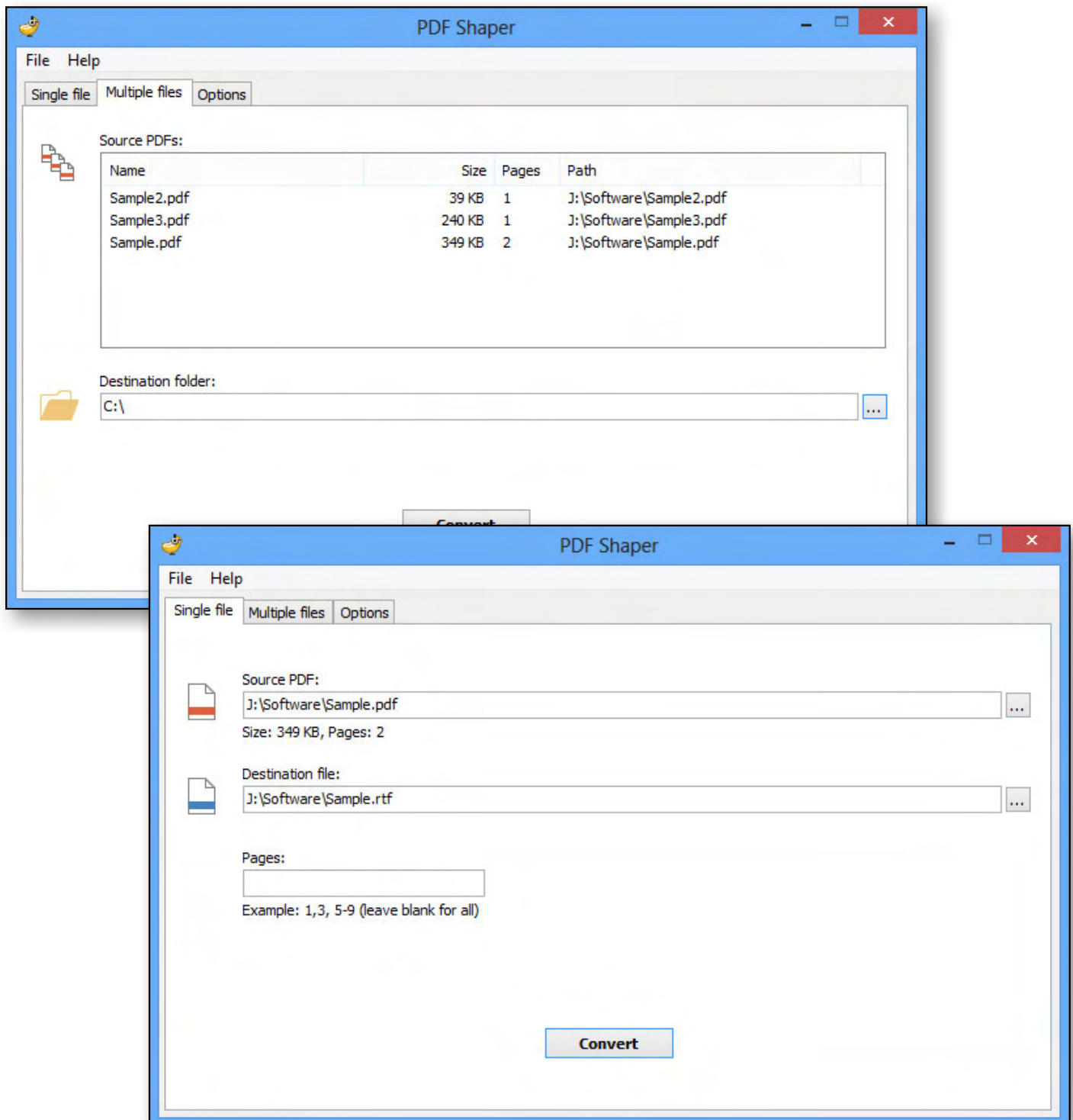


[...continued]

## [PDF Shaper – Ver: 1.0](#)

PDF Shaper is a free PDF converter and extractor. It has many useful features such as: convert PDF documents to MS Word format; multi-page and batch PDF conversion; extract specified PDF elements (text, tables, images); and format output documents. It also recognises numbered and bulleted lists, tables and tabbed columns.

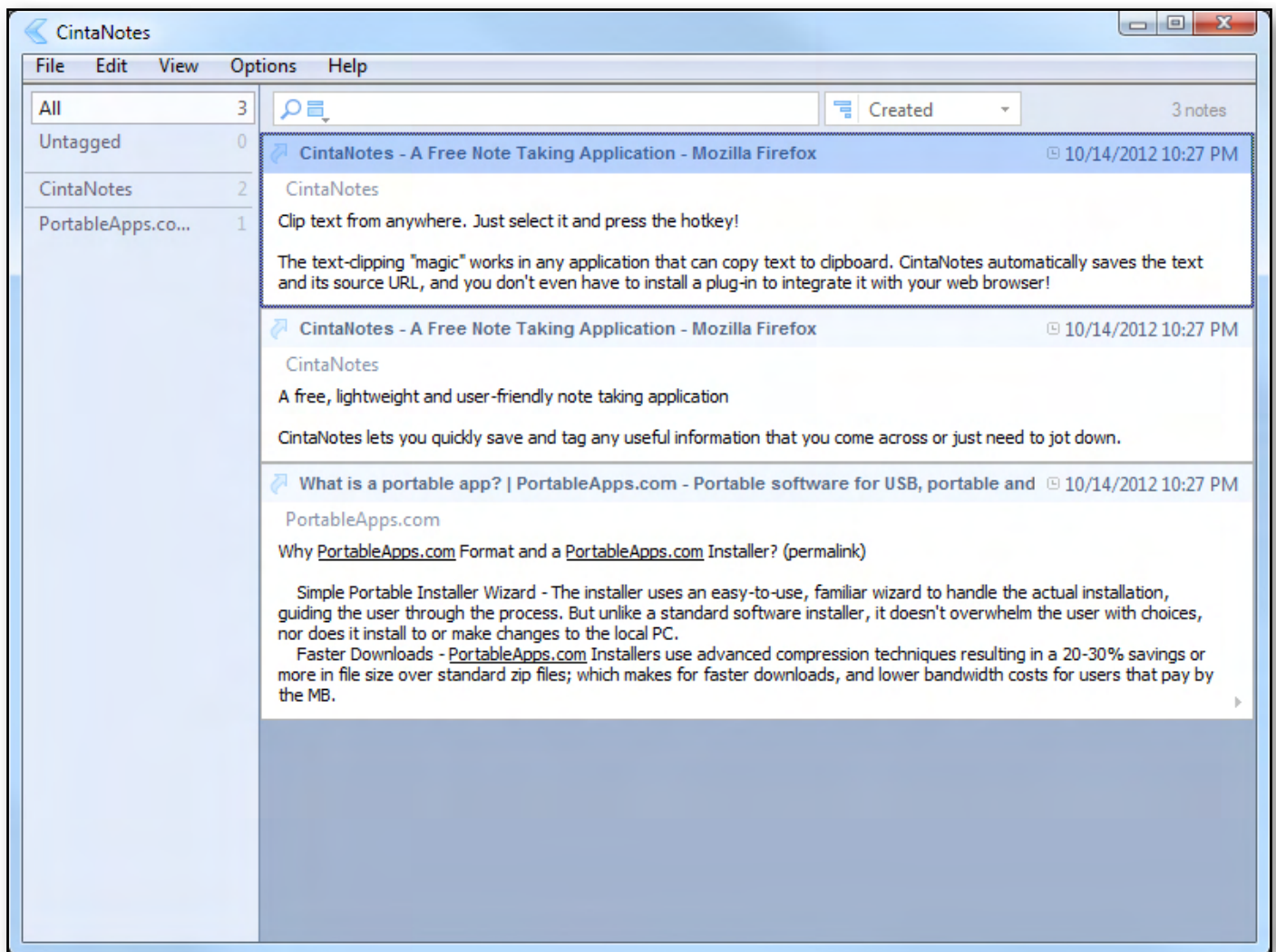
PDF Shaper has a very easy-to-use user interface, with a small installation file size and low CPU resource usage. It is free for personal and commercial use.



## [CintaNotes – Ver: 2.1.1](#)

CintaNotes is fairly simple organiser of information. Save and organise your own thoughts and ideas as well as article excerpts, blog postings, quotes from famous people, research data, curious facts, Wikipedia entries, you name it. It enables you to quickly jot down and tag any useful text that you come across. Searching is easy too – just type a word or phrase and only notes containing the typed word or phrase remain in the list.

More sophisticated search criteria are also available, such as searching by title or the URL the note was taken from. Notes are neatly organised in an easily navigable list. CintaNotes can be run from your flash drive and keeps your notes handy at all times.



Once again a great collection, have a look yourself and I am sure you will find something of interest. See Ian Rankin at the Monthly meeting or ring the office and they will post you a disc. Better still, organise a subscription and you will get it every month (11 per year). The club also has past discs available – you can search online (see <http://www.melbpc.org.au/monthcd>) – if there is a particular program you wish to find. ☺



Ian Rankin

## June 2013 Monthly Disc

*All programs on the Monthly Disc are free, except where shown otherwise. The videos included on the June's monthly disc are from the May 2013 meeting and included the 3D-printer presentation, Vice-President's address and Barry Martin's Q&A session.*

### Anti Virus

#### **VirCleaner – Ver: 1.0**

VirCleaner is a cleaning tool for removing threats and for the treatment of infected PCs. It can protect your system in real-time mode and remove the suspicious files. This tool does not require installation.

### Audio

#### **AoA Audio Extractor – Ver: 2.3.7**

Easily extract audio tracks from AVI, MPEG, MPG, FLV (Flash Video), DAT, WMV, MOV, MP4, 3GP video files and save them as MP3, WAV and AC3 formats. You can extract portions of audio files to save cropping them after extraction.

#### **FreeRIP – Ver: 4.1.1**

FreeRIP is an advanced CD-to-MP3 converter that comes packed with features. At its core, FreeRIP reads audio from your CDs and enables you to save them to your computer in a variety of digital formats including WMA, MP3, Ogg, Wav, or FLAC audio files.

#### **The Godfather – Ver: 0.85**

The GodFather is an MP3 renamer and organiser that helps you convert your MP3 file names based on the artist, song, album information etc contained in the MP3 tag. It also provides file and folder management and can create entire folder structures based on ID3 tag information. Additional features include create/merge play lists, encode-decode with LAME, export to file, play, freedb.org support and more.

### Desktop

#### **FontViewOK – Ver: 3.65**

FontViewOK creates a quick visual overview of all installed fonts.

#### **Mr.Shot – Ver: 1.53**

Mr.Shot captures screenshots of your desktop, any active window or portion of the screen.

#### **oCam – Ver: 11.5**

Record videos of your on-screen activities using the built-in video codecs (AVI, MP4, MOV, TS, and VOB) and audio codecs (MP3). oCam can record the entire screen or any part of the screen. Audio can also be recorded from any source, in-

cluding microphone, line-in, or speakers. An ideal tool to make software demonstrations.

#### **Screenshot Captor – Ver: 4.00.00 Final**

Captures screenshots with minimal intervention. Screenshot Captor has multi-monitor support and includes a full image explorer with full shell functionality. It has integration with external tools such as graphic editors, watermarkers, etc.

#### **SideSlide – Ver: 3.5.15**

SideSlide is an advanced, portable, unobtrusive, dockable, skinnable, instantly accessible, highly configurable desktop extension which hides on the edge of your screen until you activate it with your mouse. It also offers reminders, sticky notes and clipboard capture.

#### **Tablacus Explorer – Ver: 13.4.7**

Tablacus Explorer is a handy and easy-to-use tabbed file manager which enables users to manage and organise all their personal files and folders. It includes flexible layouts as well as customisable HTML appearance, associations and scripts.



## Disk Tools

### **CrystalDiskMark – Ver: 3.0.2f**

CrystalDiskMark quickly tests the performance of your hard drives, measuring sequential and random read/write speeds.

### **DiskCountersView – Ver: 1.15**

An application to display the system counters of each disk drive in your system, including the total number of read/write operations and the total number of read/write bytes. It also displays general drive information such as disk name, partition number and partition location.

## Games

### **CornWolf – Ver: 1.5**

The cornwolf is a tiny rodent living in the Netherlands. People, industries, traffic and farmers nearly lead it to extinction. Experience the dangers of the cornwolf's life for 25 levels to get an insight into its traumatic condition.

### **Game Fire – Ver: 3.0.187**

Game Fire is a free, open-source PC games accelerator utility that enables you to enjoy your favourite modern PC games by freeing up resources on your

computer. The program includes efragmenting tools and system for turning off unnecessary processes.

## Home/Office

### **AceMoney Lite – Ver: 4.34**

AceMoney helps you organise and manage your personal finances quickly and easily. It supports all the features required for home and small-business accounting.



ABN 43 196 519 351  
(Victorian Association Registration No. A0003293V)  
Unit 26, 479 Warrigal Road, Moorabbin VIC 3189  
Telephone: (03) 9276 4000  
Email: [office@melbpc.org.au](mailto:office@melbpc.org.au)  
Web: [www.melbpc.org.au](http://www.melbpc.org.au)

## Subscription for Monthly Disc

Name		Membership Number	
Address		Current Contact Email Address	
Suburb	Post Code	Phone	
For Month	<div>Feb</div> <div>Mar</div> <div>Apr</div> <div>May</div> <div>Jun</div> <div>Jul</div> <div>Aug</div> <div>Sep</div> <div>Oct</div> <div>Nov</div> <div>Dec</div>	Total Amount	\$ _____

Price: \$5.00 per disc if you collect it from the office or purchase at the monthly meeting.

Add an Extra \$1.00 postage and handling if we mail your order.

**Price for a yearly subscription is \$66.00 inc mailing to your home address.**

### Payment Details

Name on Card	Expiry Date on card	Signature	Date / /
<div></div>	<div></div>	<div></div>	<div></div>

**The Monthly Discs are \$5 each (\$6 with postage) or \$66 for an 11-issue subscription (postage included). They are available at the monthly meetings, SIG meetings and the Melb PC office. See subscription form above, or email the office: [office@melbpc.org.au](mailto:office@melbpc.org.au).**

**AkelPad – Ver: 4.8.2**

AkelPad is a small and fast open-source editor for plain text.

**CintaNotes – Ver: 2.1.1**

CintaNotes is a free, lightweight and user-friendly note taking application that enables you to quickly save and tag any useful information that you come across or just need to jot down. It helps in your daily task of organizing information, such as your thoughts and ideas, article excerpts, blog postings, quotes from famous people, research data, curious facts, Wikipedia entries, etc.

**Efficient Calendar Free – Ver: 3.50 Build 333**

Efficient Calendar is a reliable and powerful calendar program for arranging and tracking your appointments, events notes, reminders and more. It can import international holidays and major holidays of some countries. Multiple calendar views, such as day, week, month year and list view are available.

**EasyGPS – Ver: 4.79**

EasyGPS is fast and easy way to upload and download waypoints, routes and tracks between your Windows computer and your Garmin, Magellan, or Lowrance GPS.

**PhoneClean – Ver: 2.1.5 Build 20130408**

PhoneClean will safely remove all types of useless files on the iOS system in order to clean up and speed up your iDevices.

---

## Internet

**IECookiesView – Ver: 1.75**

A small and handy utility that displays details of Internet Explorer cookies stored on your computer.

**Orbit Downloader – Ver: 4.1.1.17**

Orbit is a download accelerator and manager based on P2P technology. It supports HTTP, FTP, HTTPS, RTSP, MMS and RTMP protocols.

**WebSite X5 Free – Ver: 10.0.2.24**

Website X5 Free is a highly intuitive and user-friendly application for creating attractive yet functional websites very quickly. It does not require any expert programming knowledge.

---

## PDF

**PDF Shaper – Ver: 1.0**

PDF Shaper is a free PDF converter and extractor with an easy-to-use interface and many useful features such as multi-page and batch PDF conversion, tab formatting and extraction of specified elements.

---

## Utilities

**Advanced Renamer – Ver: 3.56**

Advanced Renamer is a free program for renaming multiple files and folders simultaneously. By configuring renaming methods you can manipulate the process a number of ways.

**Error Messages For Windows – Ver: 3.0**

Error Messages For Windows is a small utility that enables you to look up Microsoft Windows error code numbers and display a descriptive message explaining what the numeric code actually means.

**HotShut – Ver: 1.2**

Another simple but useful release from The Windows Club. A free, tiny app which enables you to shut down, restart, lock or log off your Windows computer instantly from your taskbar notification area.

**MadAppLauncher – Ver: 1.10.0.0**

MadAppLauncher is a simple application launcher. Group applications, folders, scripts etc for launch with two or three keystrokes.

**PC Hunter – Ver: 1.0.0.2**

PCHunter is a handy toolkit for Windows with a number of powerful features for kernel structure viewing and manipulation. It offers you the ability (with the highest privileges) to detect, analyse and restore various kernel modifications so can easily spot and neutralise malware hidden from normal detectors.

**RoboTask Lite – Ver: 5.4.0**

Automate any combination of tasks on your computer, including launching applications, checking email, moving or backing up files, uploading or downloading, sending email and much more.

## **RunAsDate – Ver: 1.20**

NirSoft's RunAsDate is a small tool that enables you to run applications using a different time and date stamp than your Windows system, without actually changing your Windows system time. It can change the date and time of multiple programs running simultaneously, each with different settings.

## **SIV (System Information Viewer) Ver: – 4.36**

System Information Viewer is a general Windows utility for displaying lots of useful Windows, Network and hardware information – CPU, PCI, PCMCIA, USB, SMBus, SPD, machine information, hardware sensors, networked computers, operating system information and more.

## **SpecialFoldersView – Ver: 1.21**

SpecialFoldersView displays the list of the special folders the Windows operating systems uses for storing application settings and files, internet files, temporary files, shortcuts to other files, and so on.

## **Synei System Utilities – Ver: 1.1**

Synei System Utilities is a complete care package for your computer. It optimises a variety of applications including system, internet, browsers, games, applications and much more. It also offers backup and encryption methods to keep your important files safe and secure.

## **TextCrawler – Ver: 2.3**

A powerful freeware tool for searching and replacing across multiple text files. Supports regular expressions and provides an expression tester and library facility. It also features an interactive file list and highlighted search results.

## **WinToFlash – Ver: 0.7.0057 Beta**

WinToFlash starts a wizard that will help pull over the contents of a Windows installation CD or DVD and prep the USB drive to become a bootable replacement for the optical drive. It can also do this with your LiveCD.

## **Wise Auto Shutdown – Ver: 1.13**

Wise Auto Shutdown enables you to easily schedule your computer to shut down, log off, restart, sleep and power down at any time you want.

## **Wise Memory Optimiser – Ver: 3.1.8.75**

Wise Memory Optimiser helps you free up and tune up the physical memory taken up unnecessarily by some applications, to enhance PC performance. It graphs your system's memory on a pie chart so you know how much memory you're using and how much free memory you have.

## **Video**

### **DVDFab Passkey Lite – Ver: 8.0.9.4**

Passkey Lite is a free and a simple two-in-one version of Passkey for DVD and Passkey for Blu-ray, and supports part of the functions they have. It can remove part of DVD and Blu-ray copy protections, let you watch any DVD freely with no region limit and play/copy/rip the DVD/Blu-ray content with other software.

### **DVDStyler – Ver: 2.4.3**

DVDStyler is a cross-platform free DVD authoring application for the creation of professional-looking DVDs with individually designed DVD menus. It burns video files on DVD that can be played on most standalone DVD players.

## **Regular items/updates**

**Ad-Aware 10.0; Adobe Reader 10.0.1; Agent 6.0; Avant Browser 2012; Firefox 16.0.1; Foxit 5.0.2; Irfan View 4.3; Opera 12.02; Paint.Net 3.5.8; Slim Browser 6.0.1; Spybot 1.6; Thunderbird 16.0.1; Winzip 16; XnView 1.9**



## GEORGE SKARBEK brings us answers to some curly questions.

Send your questions to [george@melbpc.org.au](mailto:george@melbpc.org.au)

### DO I NEED A HUB, A SWITCH OR A ROUTER?

**Q: I have one computer and now I have a laptop and want to connect these two computers in order to copy files and use the same printer. Do I need a hub, a switch or a router? Also what is the difference between them?**

**A:** I will answer the last part first. The difference between the three devices that you mention can be summed up in one word – intelligence.

A hub is the most basic bit of equipment. It is like a power board for 240v devices – the incoming signal is sent to all ports. It will work in your case. Just plug the Ethernet cable that comes from your modem, into the hub, and then have two Ethernet cables – one going to the existing computer and the other to the new laptop. There is no set up or configuration required.

The next device up the scale is a switch. It functions just like the hub except it learns which computer is connected to which port. So if you have four computers and the desktop computer wants to send a file to Laptop-A then the signal will go only to the appropriate port. There would be no noticeable effect with either configuration at home, but in an office with 100 computers, a hub would send every message from a computer to the 99 others and the Ethernet network would become saturated. Installation of a switch is just the same as for a hub and no configuring is required. Simple hubs are hard to find today and a four port switch can be purchased for under \$15.



The router is much more complex and can be regarded as a mini computer that has an Ethernet switch attached, and it should not be required in your case. They come in a vast variety of sizes from the four port domestic variety to devices that cost over \$100,000 and run the Internet backbones. Basically they understand network protocols and are responsible for many functions, the main one being to route network traffic.

All will give the same performance in your case, either 100 Mb/s or 1 Gb/s. The speed will be limited to the lowest speed by the slowest Ethernet adaptor or device in the network.

However, there is some chance that you may not need to purchase any of these devices if your Internet modem has wireless, because all laptops have Wi-Fi and you can connect your laptop to the Internet and share and print files without using Ethernet cables.

Having established your network, the next step is to share the printer. On the desktop computer, right-click the printer icon in the Control Panel and select Sharing. Then on the laptop, from Control Panel and Printers, click on Add Printer and select Network Printer. When Windows finds your printer just select it as the default printer.

To share a folder for common use, create a folder on either computer with a name such as Shared. Right-click on it, select sharing and give everyone read/write permissions. Then from My Computer, Network on the other computer, click on the other computer and under it you will see the shared folder.

### HOW TO CREATE A LAPTOP PASSWORD

**Q:** I worry about losing my laptop, or having it stolen, either from the car or at home. Can you please advise how I can set a password which will stop anybody using my laptop if they find or steal it?

**A:** You can set a password in Windows from Control Panel, User Accounts, pick an account to change and then select Create a password. Or you can go into the BIOS setting and set one there.

The BIOS method is better as it does not depend on which operating system is running. With the password set in Windows, all a determined user has to do is boot on a Linux operating system such as Mint, or a hacker CD such as Hiren's boot disc. That will bypass the Windows

password and gain full access to your files. Using this approach it is also possible to remove the Windows password.

How to get into the BIOS depends on the make and model of the laptop. Usually you have to press some key when it is starting to boot. If you cannot see a prompt on the screen then you will have to look in the manual. Often it is F8 or the Del key, but other keys are used.

A BIOS password is more secure because nobody can boot on a CD or USB until they have entered the password.

Since a human (not a computer) has to try to crack the password, a four character password is very secure. Even a three letter password containing a symbol and/or a number as well as a character will be okay. Remember the downside, you will have to type it in every time you start the computer. ☹

## BREAKING NEWS – Our Melb PC Newsgroups

Whether you are buying, selling or giving goods away, the marketplace newsgroup is the place to be. Recently a notebook was given away and currently there's a cheap coffee machine and a free printer looking for homes.

*\* You can list your unwanted items in our marketplace newsgroup too.*

The issue of mobile phone plans and whether to buy a pre-paid sim card or have a mobile contract plan was well debated. A cheap pre-paid sim card was recommended too.

*\* There are lots of useful tips in the newsgroups.*

We have 14 newsgroups, each with a different emphasis. You can read some of the newsgroup conversations by logging into <http://forum.melbpc.org.au/newsforum> with your Melb PC username and password.

To read all of the newsgroups, and when you are ready to start a topic, join a conversation or ask for help, you can setup a newsreader utility on your computer. We will help you with this. Here's the place to start <http://member.melbpc.org.au/~anywhere>



## **JOHN SWALE reports on Questions and Answers from the opening session of the May monthly meeting and from members' written submissions.**



**Q: My Windows Explorer has become very slow. I can only move the scroll bar at the bottom in small steps and I have to wait before I can move it again.**

A: It sounds like you have a background task running that is taking up system resources. Open Task Manager (press Ctrl-Alt-Del and select Task Manager). Then see if any of the programs listed is using a large amount of CPU. If you find something, run MSConfig and see if it is in the Startup group. If so, uncheck the box. In some cases the program may be one of a number of things running under a system service such as SVCHost. In this case you will need to get the free program Process Explorer from Sysinternals (<http://technet.microsoft.com/en-au/sysinternals/bb896653.aspx>). Move the mouse pointer over the name of the identified service and it will show all the items it is running.

**Q: I have a Windows 8 desktop PC and every now and then the keyboard stops working, but the lights are still on. I think it may be related to using the tablet with swipe gestures and writing on the screen with a finger. It seems to be set to input by finger.**

A: Go to the Microsoft Knowledge Base and see if there is an answer. This is a combination that Microsoft may not have fully sorted out yet.

**Q: My Windows Explorer keeps telling me it is going to close down and then restart. It closes down but does not restart.**

A: You will need to run the System File Checker to see if any parts of the program have been

corrupted. Click Start | Run and type CMD in the box. This will bring up the DOS window. Type "sfc.exe /scan-now". It will check for corrupt systems files and replace them.

**Q: I'm using the Chrome browser and I have somehow acquired an extra MIXIDJ toolbar. I can kill it but when I reload Chrome it keeps coming back. I can't find any program that relates to it.**

A: It seems you have some "nastyware" so I would try something like Malwarebytes (<http://www.malwarebytes.org>) or Superantispyware (<http://www.superantispyware.com>). Get the free version of one of them and run it. [JS: Use your favourite search engine and look for MIXIDJ. There are many entries and some warnings that you should read. One suggested that, although it does not do any damage itself, it can be made to carry a nasty payload. There was also a comment that it keeps changing itself regularly and it is hard for the antispyware companies to keep up. ]

**Q: Can you comment on the quality of LED versus laser printers?**

A: Companies like OKI have been successfully using LEDs rather than lasers for a long time. The one thing you will find is their consumables are not as expensive e.g., the laser drum can be expensive.



**Q: I bought a very good Toshiba laptop (Intel i5, 4GB ram, Windows 8) a few weeks back. I use Alphalink (TPG) as my ISP and can use Wi-Fi to read and send emails with Thunderbird. We have been away for a few weeks up north and when I tried Wi-Fi I could not send or reply emails.**

**A:** The problem is in your email account settings in Thunderbird. You are trying to send your emails from the internet side of TPG's firewall instead of from inside as you do at home. So you need to change your outgoing SMTP server from TPG to the one for the Wi-Fi service you are using.

**Q: I have Windows 7 and it is taking up to seven minutes to open an old Word file in Office 2007. There is a message that it is configuring Office Enterprise 2007. Why is it doing that?**

**A:** If you are using Office 2007 you do not need to install the compatibility program. It is

for users with Office 2003 who can only work with the .doc formatted files. The compatibility program converts .docx file to .doc files. This is the wrong way around if you are using Office 2007, which uses the .docx format.

Go into the Add/Remove Programs control panel and if you can see the Compatibility Converter for Office 2007 installed, uninstall it.

**Q: My wife's four-year-old laptop has had Windows 7 recently installed. Lately the hard disk drive has been thrashing, even when nothing is open. An internet search suggested that the hard drive may be on the way out. Is that likely?**

**A:** It is possibly a hard disk problem – they do fail even when they are not that old. You could check the hard disk properties and turn off indexing and see if this makes a difference.

Go into Task Manager | Performance tab | Resource Monitor | Disk to see what disk activity is occurring. It may be defragmenting. ☺

## Random Access – Over to You

Please contact me if you have any comments on the answers given, can provide a reply for an unanswered question or if you cannot attend a meeting and would like a question asked and included in this column. Contact me via the office or email [jswale@melbpc.org.au](mailto:jswale@melbpc.org.au).

The Melb PC newsgroups are a very good source for assistance with problems. To find out how to connect to them see <http://groups.melbpc.org.au/~anywhere>. For a more general newsgroup introduction, see <http://www.melbpc.org.au/faq/newsgroups.htm>.

Otherwise try to contact the commercial distributors or search the internet before asking questions here. In all cases mention the model or version numbers.

## ***Local, General and Special Interest Groups Listing Index***

<b>Introduction .....</b>	<b>51</b>
<b>Is there a group near you?</b>	
Summary listing of groups by region .....	51
<b>Group Reports .....</b>	<b>52</b>
<b>Group Details: Full Listing</b>	
Colour coded to indicate new/updated listings, special interest groups and local/general groups. ....	58
<b>Interest Groups – Melb PC Headquarters</b>	
Listing of all groups based at the Melb PC headquarters in Moorabbin .....	68
<b>Adobe Video Special Interest Group</b>	
Upcoming meeting details .....	71
<b>General/Local Interest Groups</b>	
Listing of groups by name which are general interest groups based around a local area .....	72
<b>Everything Apple Special Interest Group</b>	
Upcoming meeting details .....	75
<b>Sony Video Production Special Interest Group</b>	
Upcoming meeting details .....	76

### ***BREAKING NEWS – Our Melb PC Newsgroups***

A member thought that this newsgroup is like a group of friends at a community drop-in centre, whereas the magazine is more a show-piece of our club.

*\* Join in the private, friendly conversations we have on a multitude of subjects.*

We have 14 newsgroups, each with a different emphasis. You can read some of the newsgroup conversations by logging into <http://forum.melbpc.org.au/newsforum> with your Melb PC username and password.

To read all of the newsgroups, and when you are ready to start a topic, join a conversation or ask for help, you can setup a newsreader utility on your computer. We will help you with this. Here's the place to start <http://member.melbpc.org.au/~anywhere>



## Introduction

Groups of members with specific interests meet regularly to discuss and indulge their interests in a wide range of topics. There are also local groups which cover more general topics. Often you will see presentations by visiting experts on a wide range of subjects.

This is where Melb PC membership really pays off. Enhance your computer knowledge and widen your circle of friends to include other members who have similar interests and, very

often, similar problems to solve. All members are most welcome.

This is part of your Melb PC membership, so feel free to contact any of the conveners listed here. Ask them about future meetings; ask them about the format of their meetings and anything else you need in order to get started.

Many of the groups have their own web page – follow the links from here:

<http://groups.melbpc.org.au>

## IS THERE A GROUP NEAR YOU?

### **Any suburb**

Anywhere, Anytime  
(newsgroups)

iHelp

### **Avondale Heights**

Essendon

### **Ballarat**

Ballarat

### **Balwyn**

Video Inner East

### **Brighton**

Bayside

### **Gisborne**

Macedon Ranges

### **Hampton Park**

Casey

Casey Workshop

### **Hoppers Crossing**

Wyndham

Wyndham Multimedia

### **Ivanhoe**

North East

North East Android

North East Daytime

North East

Photography/Digital Imaging

North East Genealogy

### **Montrose**

Yarra Ranges

Yarra Ranges Workshop

### **Mornington**

Mornington Peninsula

Mornington Peninsula

New Users

### **Mount Waverley**

East Workshop

Multimedia Home Entertainment

Hardware

Digital Photography

Raspberry Pi

### **Sunbury**

Sunbury

### **Watsonia**

Northern Suburbs Linux

### **Vermont South**

East

East Genealogy

### **Moorabbin (Melb PC Headquarters)**

Access (Database) and Excel

Adobe Video

Communications

E-Book

Everything Apple

Everything iPad

Graphics/Animation

Lanslide Gaming

Linux & Open Source

MACE

Making Money on the Internet

Microcontroller

Microcontroller Workshop

Music

Programming

Sony Video Production

WAFFLE (Wine & Fine Food  
Lovers Event)

WASINT (Web & Software  
Investment Tools)

Website Design

### **WHAT'S ON THIS WEEK?**

Check the calendar on [page 8](#).



## AASIG

by Dennis Parsons

### May 2013

On the computing front this month, a common topic was moving emails from one computer to another. For Thunderbird it's best to simply copy the directories containing the mail files rather than use the export function – particularly if it's from Linux to Windows – to avoid characters in filenames that Windows can't handle.

Stephen posted a link to a rather scary story about a tech journalist getting hacked and Jan posted how he fixed it! The take home messages were to avoid linking your on-line accounts, "cloud" back-ups are very nice but retain your local back-ups, and while security can be inconvenient, it's a whole lot better than the alternative.

<http://www.wired.com/gadgetlab/2012/08/apple-amazon-mat-honan-hacking/>

<http://www.wired.com/gadgetlab/2012/08/mat-honan-data-recovery/all>

The dreaded "capacitor plague" struck again, taking out a power supply which in turn possibly killed a motherboard and damaged a hard drive. A lot of damage, expense and inconvenience from a few small components.

James posted a pic suggesting using bulldog clips as cable holders and Mic responded with the mother-lode – novel uses for common household items to make life easier:

<http://shialabeowulf.tumblr.com/post/33670447154/99-life-hacks-to-make-your-life-easier>

We discussed the pitfalls of the 3D printed gun, tried to help Judy understand why she can't put a power point where she wants it in her bathroom, and Doctor Who got a bit of a run this month.

## Adobe Video

by Kathy Rouse

### May 2013

21 attended our May meeting.

### INTRODUCTION TO ADOBE ILLUSTRATOR

Artists, illustrators and graphic designers use Illustrator to create vector-based graphics which — contrary to raster-based editors such as Adobe Photoshop — can be easily rescaled without loss of quality.

Ian Matthews gave us an excellent demonstration of how useful Adobe Illustrator is for creating a children's book, business cards, brochures, and many other tasks.

We should all have a go at creating a CD/DVD label using the program as it gives a very professional look and Ian made it look easy.

If nothing else, we might consider using Illustrator to create titles for our videos which can be imported into Premiere Pro with transparent backgrounds as one file, or layers and animated

on the timeline.

If you would like to become more proficient at using Adobe Illustrator, there are a number of tutorials on the internet that you might find useful.

I found a very good video tutorial on the Adobe TV site from Terry White called "How To Get Started with Adobe Illustrator CS6 – 10 Things Beginners Want To Know How to Do" (<http://tv.adobe.com/watch/creative-suite-podcast-designers/how-to-get-started-with-adobe-illustrator-cs6-10-things-beginners-want-to-know-how-to-do/>).

This is a very good tutorial that runs for just over 40 minutes and covers a lot of information aimed at novices to the program.

### EDITING MY CAMCORDER FOOTAGE IN PREMIERE PRO CS6

I shared some of the things I have learnt regarding using Premiere Pro, but must admit, I was not as far along with my travel video as I had intended.

Maybe I will have a finished creation to show at the next meeting?

## 2 TB ON A USB DRIVE?

At the April meeting, one of our members had an example of a USB drive, bought for \$10 in China that could hold 2TB of data. Recent experience, however, has shown that over a short period of time the data became unreadable.

We do not recommend buying one of these USB drives on your next trip to China, but, if you do, please don't use it for any important data.

Some things really do seem too good to be true!

## NEXT MEETING – 6TH JUNE 2013

### Making a Travel Video Using Illustrator.

If available next month, Richard Balsillie has offered to give us a "show and tell" of how he had made a map using Illustrator for a recent travel video. He will show us a number of techniques he used to get the best results and what

preferences he needed to set for importing into Premiere Pro.

### Nesting in Premiere Elements?

We will discuss the best way to output to an intermediate file, and then bring it and other files back into Premiere Elements for editing in a compilation video without degrading the video.

(This is relatively easy in Premiere Pro due to the ability to create several sequences and nest them.)

### Editing in Photoshop CS6

We will look at editing video footage in the latest version of Adobe Photoshop. Some of you might be surprised to find out that you can now trim and combine multiple shots, add soundtracks, colour corrections and fades, and render video files, all in Photoshop.

Not only this, but you can create very impressive titles using all the features and power of Photoshop.

## AUSOM

*by Susan Jensen*

AUSOM is indeed privileged to have a two hour time-slot in which to delve deeply into a subject and that's what Susan and Damian, conveners of the Everything Apple SIG, did with the Mac Finder.

They explored what the Finder is and where all those menus and preferences hide themselves and when found, how they affect what you see on screen.

Damian showed all of them and how each one works. depending on the way you chose to view folder or volume contents.

He showed how to set up the finder windows and customise the toolbar to facilitate the way you work. He also showed how to label files and showed us how to change the names of the labels and search for them by label.

He attached a USB drive and showed how to copy files as opposed to moving them.

He made new folders and moved files from one

folder to another, renaming them to something relevant, and made the viewing columns and/or windows larger or minimising them.

Susan showed how to personalise folders with a picture, add the path bar to a finder window and add or remove items from the dock.

She showed the capability of full screen as we viewed a picture, she moved the entire desktop to show one's widgets or the notification panel in OS 10.8.x This is similar to what happens on the iPad.

She showed us why Spotlight isn't the best tool for searching for files, instead she suggested we download a free app called EasyFind which we saw produce the correct results

The actual notes of all our SIGs can be found in AUSOM's FirstClass using the name and password shown in the SIG and then access the SIG Notes/ EverythingApple SIG.

### April 2013

After welcoming a first-timer, Paul handed over to George for Q&A.

#### **A floppy drive is clicking as though something is trying to read it.**

It is very difficult to trace back and find what is trying to access a particular device. With a disc in the floppy drive, the event viewer (Control Panel>Administrative Tools>Event Viewer) might give a clue; otherwise open Windows Explorer, select the floppy drive, type \*.\* in the search bar and select Present Day in Date Modified. Whatever is trying to access the floppy might appear. Also, if it happens regularly, have the task manager open and see what applications are running.

#### **When printing alternate pages from a document, Office allows comma or hyphen-separated selection, but when trying to print from a PDF (program not stated), comma and hyphen are not acceptable. How can selecting and printing a page at a time be avoided?**

This is unusual, as most programs do allow comma/hyphen separation. However, some PDF software allows deletion of pages from a PDF. Using this, open the PDF, delete even numbered pages, print, close the PDF without saving, re-open, delete the odd numbered pages and print the other side.

Note: Both Adobe Reader and Foxit Reader provide the option of printing odd and even numbered pages separately for double-sided printing, even allowing reverse order if necessary to suit the way the printer feeds the paper. Warning: when using reverse order, be careful when you have an odd number of pages. If you print the odd side first beginning at page one, before printing the even side, remove the last numbered page, as the last even page should be blank.

#### **Computer is completely locked up by a virus; will not even open in safe mode.**

Boot from a rescue disc, e.g., Norton boot disc which is free, if necessary downloading it using a friend or member's computer. (Note: Kaspersky rescue disc, an iso file which can be burnt to a CD or a USB flash drive, is free and available from <http://support.kaspersky.com/4162>. For a detailed description of how to use it, go to <http://www.howtogeek.com/howto/36403/how-to-use-the-kaspersky-rescue-disk-to-clean-your-infected-pc>.)

#### **How do you run DOS programs in Windows 8?**

Press windows key and R and type cmd. This brings up the DOS prompt and the DOS program can be run from there.

#### **Internet Explorer updated to version 10 runs satisfactorily in Windows 7 but will not run in Sandboxiem although earlier versions do.**

George uses a virtual PC and has no experience with Sandboxie. There was no response from members.

#### **Office 2007 has been reinstalled following an upgrade from XP to Windows 7. Having scrolled down through Windows Explorer to find a document to open in Word, when opening a second document from the same source to view beside the first, Explorer opens with the default screen and it is necessary to scroll down again to find the second document. Can this be overcome?**

Yes. This applies to Word, Excel, Power Point and Data Base. Go to Tools>Options>Files and specify the location of the files.

#### **A computer is running slowly. Drive C: is 95% full and seven of eight gigabytes of RAM is being used. How can I identify what is unnecessary and can be removed to make more space?**

Using seven of eight gigabytes of RAM is not a



problem, as Windows takes advantage of spare memory, e.g., for caching hard drive.

But the near-full hard drive is not good.

First, get rid of temporary files. Click Start and type "cmd" in the Search bar. This opens the DOS box. Now type "set". The list that appears includes the TEMP and TMP directories and their addresses. Find these (it could be necessary to show hidden files; if so, Control Panel>Folder Options>Advanced, tick "Show hidden files") and empty them.

In any case, it's a good idea to move the TEMP and TMP directories from Drive C: to another drive. (Start button, right click Computer, go to Properties>Advanced system settings, select the Advanced tab, click Environment Variables and make the necessary changes to TEMP and TMP.) Other changes include cleaning out the browser cache and deleting all but the last restore point, the latter often releasing several gigabytes of space.

## TAMING YOUR DESKTOP ICONS

Dave Botherway followed Q&A with a talk and presentation titled "Taming Your Desktop Icons". He covered three methods in detail:

1. Auto-hide the task bar to create more useable desktop space: Right click an empty spot on the taskbar, select Properties, click Auto Hide, click Apply and the task bar disappears; touching the mouse pointer to the edge of the screen where it disappeared restores it and it disappears again when the pointer is moved away.
2. Right-click the desktop, create a new desktop folder and move little-used icons into it.
3. Use Fences, a program by Stardock which organises the desktop and hides icons when they're not in use. Icons are grouped by purpose and "fenced". after which a double-click clears the desktop. Another double-click restores it. Version 1 is free and adequate.

## PHOTO BOOKS IN THE CLOUD

Following the break, Neil Muller gave a talk titled "Photo Books In The Cloud", covering PhotoBox, a web-based online program which is new to Australia but widely used in Europe. The photo book is hard-covered, A4, 100 pages and, while the normal cost is \$138 plus \$5 delivery, a Christmas special was available at \$35 provided it was completed by 12 February.

Left with only a month and the problem of making a selection from some 2400 photos, he was unable to do it within the time span; support from the company, however, was very good and allowed an extension.

He found Firefox unsuitable as a browser because the program uses Flash and Java and Firefox has a compatibility problem with Flash; however, Google Chrome was quite suitable. (He had no advice re Internet Explorer.) Jpeg images only are supported. Editing software was somewhat basic, with an image suitability check, zoom, rotate, send to back/front, photo edit with little more than brightness and contrast controls, and delete. Although this has been greatly improved in a later version, Neil used other software for greater control of his editing: ACDSee version 6 as an image viewer for selection and to adjust exposure and levels, IrfanView to straighten images, Microsoft's free ICE (Image Composite Editor) for stitching and PhotoElements 6.

Neil completed his talk by showing how he prepared his book offline using the software which is available from [photobookaustralia.com.au/tools](http://photobookaustralia.com.au/tools). Many background colours and options are available and photos are simply dragged and dropped into the book layouts.

## Linux & Open Source Meeting

by Stephen Tidswell

**13 May 2013**

James Cox opened the meeting. The first subject was the calendar for meeting days. When the first Monday of the month is a public holiday, the MelbPC Committee meeting is moved to the second Monday and then clashes with the Linux & Open Source SIG meeting. That will occur in June 2013 so the June Linux meeting will be moved to the second Tuesday, 11 June 2013.

The SIG will consider the possibility of moving the Linux and Open Source SIG meeting to the second Tuesday on a long-term basis.

### NEWS

A new Gnome version has been released. version 3.8, that includes GNOME Classic that configures the desktop "to include popular GNOME 2 features but with the underlying power of GNOME 3 technologies".

Gnome is the most popular desktop environment for GNU/Linux and UNIX-type operating systems.

Some time was spent on looking at the various presentations of Gnome desktops.

The meeting then moved on to a combined Q&A and workshop session.

**Q. The first question concerned a PC with Windows XP and Linux Mint installed, a subsequent reinstallation of Windows XP and then some unknown work done by a computer shop. This had resulted in only XP being available on the machine. Use of an external hard drive may have complicated things.**

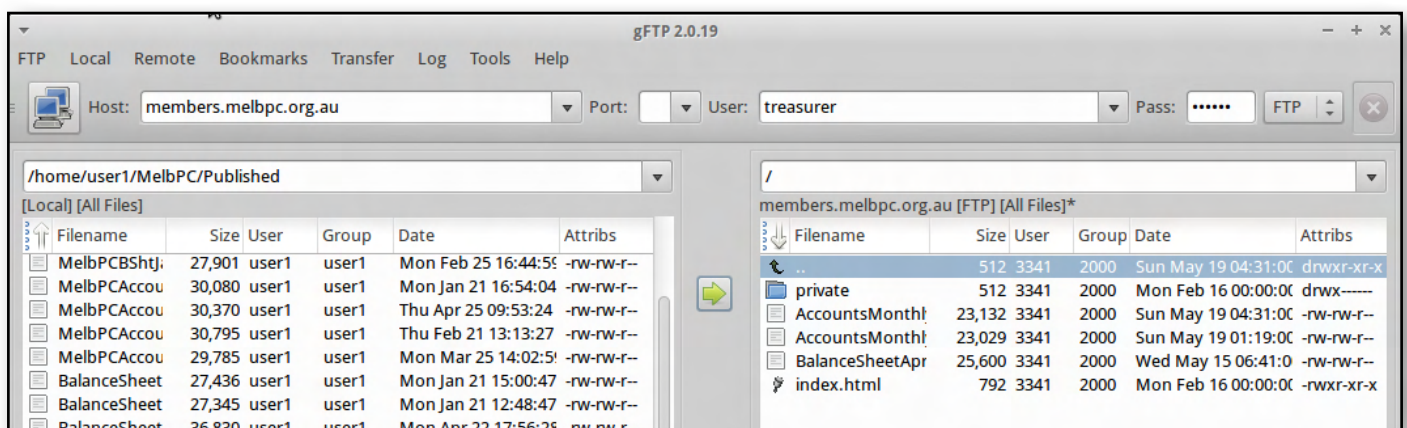
A. It is likely that XP has been reinstalled over Mint and has overwritten reference to the Linux bootloader (GRUB). Mint is quite possibly intact and GRUB may also be intact but not being called. The PC needs investigation to see how it is now partitioned and what software is still functional. It may only need minor work on the bootloader or it could need a Linux reinstallation. This could be done at next meeting if the machine is brought in (or a demonstration done on another PC).

**A problem was raised concerning email, using Gmail on Thunderbird, where POP appears to have been replaced by IMAP without the user wishing it.**

A. This may have arisen through unintentional acceptance of a feature in a system update that has led to Thunderbird autodetecting the server and identifying IMAP as the default protocol. Some work was done to try to recreate the circumstances of the change and identify what had happened. Results were not conclusive, leaving the possibility that the same circumstance could recur. Enquiries were postponed until after the meeting.

**Q. How can screen brightness be adjusted on a HP laptop running XFCE (Xubuntu).?**

A: Try XFCE4-power-manager. There is a plugin for screen brightness. (this answer provided the solution immediately).



## **Q. How can files be transferred to and from a MelbPC personal webpage?**

A. Using a File Transfer Protocol (FTP) program. gFTP is recommended as it has a simple and reasonably intuitive GUI and also provides an event log. It is available in the repositories of many Linux distros.

James demonstrated the use of gFTP in transferring files to and from a remote host. Once the remote server is connected, the connection can be saved as a bookmark within a browser program

and further ftp transfers done directly from the browser. Files may also be directly saved from LibreOffice to the remote server once the FTP connection details are set up in the file manager. FTP is simple to use from the command line. Filezilla is another good program to use for FTP.

Other questions included optimum ways to make telephone calls via the internet, particularly MYNETPHONE and SIPPHONE.

Next meeting: 7pm, Tuesday 11 June 2013.

## ***Making Money on the Internet***

*by Paul Hemsworth*

### **May 2013**

The May meeting kicked off with a video tutorial on the free Google Webmaster tools. Google Webmaster Tools provides you with detailed reports about your pages' visibility on Google and how this is assessed.

One member has discovered Pixlr, a free online photo editor (<http://pixlr.com>). He found it was useful for setting up pictures on his website. The member was impressed by what it could do and the ease of use. He gave a short demonstration to illustrate these points. Pixlr is not going to replace Photoshop, but it is free, it does most of what the average user wants and it doesn't have Photoshop's steep learning curve.

In response to a question about online help he replied that he didn't know as he hadn't needed any help. The membership was impressed.

Members were reminded that Faststone was another free, fast and very useful photo editor. [faststone.org](http://faststone.org). A 100 page tutorial explains, among other things, how to convert file extensions and open RAW files.

Speaking of fast, we also were told about the Corsair Voyager 128GB flash drive. Using the power of USB 3.0 it is fast enough to allow viewing of videos directly. The read/write speeds are about 200MB/Sec. By shopping around, the Corsair Voyager 128Gb can be bought for under \$200. Corsair also makes smaller versions of the Voyager.

A pdf which listed numerous ways of using Social Media to promote online business triggered some discussion among attendees. Blogging and posting have to be kept up. Members with experience in blogging believed that the minimum frequency was about two weeks. Visitors lose interest and do not return if they don't see new content on a frequent basis.

Experience has shown that Facebook tends to polarise into "for" or "against". This trait can be used to provoke comments, thereby keeping the blog lively. Another member contributed that he asked questions to draw responses to his family history blog.

Google is placing more value on multi-media content and video. To avoid having videos that detract from a professional appearance it is essential when filming a video to use a tripod. It's also a good idea to break up "talking heads" sequences with cut-aways. These can be in the form of relevant pictures, graphs or diagrams that illustrate the dialogue.

On the topic of negative feedback on a blog one member was happy to report that he had never received any.

All in all it was agreed that setting up a blog is the easy part. It's what follows the setup that is the hard part. Providing good content regularly means a lot of work. This has not changed although the internet is an ever-changing beast and the rate of change is not likely to slow.



# GROUP DETAILS: FULL LISTING

Purple headings are special interest groups.

Green headings are local/general groups.

Details of the interest groups are also available at: <http://groups.melbpc.org.au>

## ACCESS (DATABASE) AND EXCEL

[access@melbpc.org.au](mailto:access@melbpc.org.au)

<http://groups.melbpc.org.au/~access/>

**Convener:** Craig Evans [Craig\\_Evans@racv.com.au](mailto:Craig_Evans@racv.com.au)

**Date:** Second Monday of each month  
(except January)

**Time:** 6.30pm-8.30pm

**Venue:** Melb PC Headquarters, 479 Warrigal Road,  
Moorabbin 3189

Do you want to extend your use of Access, Excel and VBA? Do you have experience with Access, Excel or the VBA code behind them? Come along, ask questions, share your experiences, help solve others' problems and pick up a new idea or two for yourself.

All levels of user experience are welcome. Even the simplest problems can generate interesting solutions.

## ADOBE VIDEO

[adobevideo@melbpc.org.au](mailto:adobevideo@melbpc.org.au)

<http://groups.melbpc.org.au/~adobevideo/>

**Convener:** Kathy Rouse 9580 6386

**Date:** First Thursday of each month  
(except January)

**Time:** 1.30pm-4pm

**Venue:** Melb PC Headquarters  
Level 1, 479 Warrigal Rd, Moorabbin 3189

The Adobe Video SIG is aimed at videographers, from beginners to the more experienced, wishing to edit and enhance their home videos using Adobe software. The group has lively interactive presentations from various members using the video editing programs Premiere Pro and Premiere Elements. The workshop also includes tips and techniques, shared by the members, on the use of other Adobe software such as Photoshop, Illustrator and After Effects.

## ANYWHERE, ANYTIME (NEWSGROUPS)

[anywhere@melbpc.org.au](mailto:anywhere@melbpc.org.au)

<http://groups.melbpc.org.au/~anywhere/>

**Convener:** Kevin Martin (evening only)

9723 5997 or 0407 343 162

**Time:** 24/7

**Venue:** As you choose.

The Anywhere, Anytime SIG provides a 24-hour, 7-day-a-week and always-easily-accessed place for all members of the Melb PC User Group to read and write comments, to ask questions on computing or non-computing topics, to receive replies from other Group members and to read their exchanges between each other.

## BALLARAT

[ballarat@melbpc.org.au](mailto:ballarat@melbpc.org.au)

**Convener:** Alan Pittard 5339 4235

**Date:** First Thursday of each month

**Time:** 7.30pm-9.45pm

**Venue:** Midlands Golf Club Heinz Lane Ballarat

Ballarat is a general purpose SIG. Usually we have no specific topic; it suits everyone at present to let the meeting run in a direction that is topical on the night. From time to time we have a guest speaker/presenter on something of particular interest to us at the time but free form seems the norm at present.

## BAYSIDE

[bayside@melbpc.org.au](mailto:bayside@melbpc.org.au)

<http://groups.melbpc.org.au/~bayside/>

**Convener:** John Morris 9583 4095

Graham Ackland 9589 6229

**Date:** Third Thursday of each month

**Time:** 10am-12 noon main meeting  
12.00-1pm beginners' subgroup

**Venue:** St Stephens Church Hall, Cnr Cochrane  
Street and North Road Brighton.

Come along to an enjoyable helpful morning where we cover a range of computer related subjects. Beginners meet after the main meeting.

# GROUP DETAILS: FULL LISTING

## BAYSIDE BEGINNERS

[bayside@melbpc.org.au](mailto:bayside@melbpc.org.au)  
<http://groups.melbpc.org.au/~bayside/>

**Convener:** John Morris 9583 4095  
Graham Ackland 9589 6229  
**Date:** Third Thursday of each month  
**Time:** 10am-12 noon main meeting  
12.00-1pm beginners' subgroup  
**Venue:** St Stephens Church Hall, Cnr Cochrane  
Street and North Road Brighton.

Come along to an enjoyable helpful morning where we cover a range of computer related subjects. Beginners meet after the main meeting.

## CASEY

[casey@melbpc.org.au](mailto:casey@melbpc.org.au)  
<http://groups.melbpc.org.au/~casey/>

**Convener:** Jan Whitaker 9705 9009  
Jan Weiner 9560 6924  
**Date:** Second Friday of each month  
(except January public holidays)  
**Time:** 12.30pm-3pm  
**Venue:** Hampton Park Community House: 16-20  
Stuart Ave Hampton Park Melway 96 E8.

Casey offers a friendly, social atmosphere where our members learn from, support, encourage and help each other on computer and communications topics. The Hampton Park meeting is based on presentations and Q&A.

## CASEY WORKSHOP

**Convener:** Jan Weiner 9560 6924  
Jan Whitaker 9705 9009  
**Date:** Fourth Friday of each month  
**Time:** 10am-12.30pm

Please bring your laptop or your complete PC if you need assistance. Windows 7 help will be available. Wi-Fi updating is possible using the internet available on-site. Please notify Jan Whitaker of your intention to attend.

## COMMUNICATIONS

[comms@melbpc.org.au](mailto:comms@melbpc.org.au)

**Convener:** Philip Lew 9822 2998 (BH)  
**Date:** Second Wednesday of each month  
(except January)  
**Time:** 7pm-9.30pm  
**Venue:** Melb PC Headquarters  
Level 1, 479 Warrigal Rd, Moorabbin 3189

The Communications SIG focuses on all aspects of computer connectivity. Topics include modem communications (BBS and internet dialup); Client/Server software, HTML and other internet related topics. We also cover topics on Computer Networking (LANs and WANs) and other relevant general telecommunications issues of interest to the well-connected PC user.

## DIGITAL PHOTOGRAPHY

**Convener:** Ian Bock 9807 3701  
[bockey@melbpc.org.au](mailto:bockey@melbpc.org.au)  
**Date:** Third Friday of each month  
(except December)  
**Time:** 10am-12noon  
**Venue:** Wadham House 52 Wadham Parade  
Mt Waverley Melway 61 E12

## E-BOOK

[ebook@melbpc.org.au](mailto:ebook@melbpc.org.au)

**Convener:** Dennis Fieldhouse 9557 6847  
Keith Younger 0414 945 791  
**Date:** Second Thursday of each month  
(except January)  
**Time:** 7pm  
**Venue:** Melb PC Headquarters  
Level 1, 479 Warrigal Rd, Moorabbin 3189

The E-Book SIG is a forum for the sharing of information, experiences and ideas relating to the broad field of e-books and e-readers. At present the range of e-book readers is rapidly expanding and costs are falling, yielding great scope for reviews and performance comparisons. Purchase of e-books and the software for this purpose is worthy of study as are the various programs for manipulating and editing of text.

# GROUP DETAILS: FULL LISTING

## EAST

[east@melbpc.org.au](mailto:east@melbpc.org.au)  
<http://groups.melbpc.org.au/~east>

**Convener:** Paul Woolard 9877 1059  
Ian Dewhurst 0438 480 500  
**Date:** Second Wednesday of each month  
(except January)  
**Time:** 7.30pm-10pm  
**Venue:** Vermont South Community House  
Karoobran Drive Vermont South Melway 62 G7

At East we provide an entertaining and informative session covering a range of computer topics for all levels, some from invited speakers and some from our own members. George Skarbek hosts the popular Q&A segment.

## EAST GENEALOGY

[geneast@melbpc.org.au](mailto:geneast@melbpc.org.au)

**Convener:** Ron Harper [ronharper@melbpc.org.au](mailto:ronharper@melbpc.org.au)  
**Date:** Fourth Sunday (January to November)  
Second Sunday 1pm-4.00 (December)  
**Time:** 1pm-4pm  
**Venue:** Vermont South Community Centre  
Karoobran Drive Vermont South  
Melway 62 G7

The Genealogy SIG is for those beginning genealogy and for those who are advanced but need more computer knowledge to move ahead. Members' trials, tribulations and expertise are openly discussed and freely shared in this self-help group.

## EAST WORKSHOP

[eastwsh@melbpc.org.au](mailto:eastwsh@melbpc.org.au)  
<http://groups.melbpc.org.au/~eastwsh>

**Convener:** Ken Gubbins 9842 8875  
Jeff Webster 9078 0879  
**Date:** Second Sunday  
**Time:** 10am-2pm  
**Venue:** Wadham House  
52 Wadham Parade Mt Waverley  
rear of Library Melway 61 E12.

The East Workshop is hands-on, practical, interactive and runs on "Show me how, and I'll do it with your assistance". We handle "how to upgrade", "software doesn't run", "slow computer", "no sound", "no video" problems, and more. Bring your computer.

## ESSENDON

[essendon@melbpc.org.au](mailto:essendon@melbpc.org.au)  
<http://groups.melbpc.org.au/~essendon>

**Convener:** John Guegan 9317 7114  
**Date:** First, second, and third Friday  
**Time:** 9:30am-12 noon  
**Date:** Fourth Wednesday (except January)  
**Time:** 7-9pm  
**Venue:** Nancye Kirchner Neighbourhood Centre,  
Doyle Street Avondale Heights  
Melway 27 D6

Provides assistance with computer skills including word processing, spreadsheets, digital photography, music applications, computer maintenance and product reviews.

First Friday – Main meeting. Second Friday – Open Forum. Fourth Friday – Varies (check website for details). Fourth Wednesday Night – Multimedia/General.

## EVERYTHING APPLE

[everything-apple@ausom.net.au](mailto:everything-apple@ausom.net.au)

**Convener:** Susan Jensen 9885 7060  
Damian Vuleta 9509 9992  
**Date:** Second Tuesday of each month  
(except January)  
**Time:** 2pm-4pm  
**Venue:** Melb PC Headquarters  
Level 1, 479 Warrigal Rd, Moorabbin 3189

A joint venture between AUSOM and Melbourne PC User Group. The emphasis is on the Apple iPad and iPhone and helping people understand the iOS environment.

## EVERYTHING IPAD

[everything-ipad@ausom.net.au](mailto:everything-ipad@ausom.net.au)

**Convener:** Dick Johnson 9857 7362  
**Date:** Fourth Wednesday of each month  
(except January)  
**Time:** 2pm-4pm  
**Venue:** Melb PC Headquarters  
Level 1, 479 Warrigal Rd, Moorabbin 3189

A joint venture between AUSOM and Melbourne PC User Group. The emphasis is on the Apple iPad and iPhone and helping people understand the iOS environment.



# GROUP DETAILS: FULL LISTING

## GRAPHICS/ANIMATION

[graphics@melbpc.org.au](mailto:graphics@melbpc.org.au)

<http://groups.melbpc.org.au/~graphics>

**Convener:** Yahya Abdal-Aziz  
Roger Wragg [rdwragg@fastmail.fm](mailto:rdwragg@fastmail.fm)  
**Date:** Fourth Monday of each month  
**Time:** 7.30pm-9.30pm  
**Venue:** Melb PC Headquarters  
Level 1, 479 Warrigal Rd, Moorabbin 3189

The Graphics/Animation SIG explores everything to do with computer graphics, software and hardware. Topics discussed include paint programs, drawing, animation, graphic programming, fractals, printing, scanning, fonts, design, illustration and better photography. Bring along your questions and problems. Visitors are always welcome.

## HARDWARE

**Convener:** Kelvin Cording 9438 1047  
[kcording@bigpond.net.au](mailto:kcording@bigpond.net.au)  
Bill Dair 9802 4242  
[wedair@melbpc.org.au](mailto:wedair@melbpc.org.au)  
**Date:** Second Friday of each month  
(except January)  
**Time:** 10am-12 noon  
**Venue:** Wadham House 52 Wadham Parade  
Mt Waverley Melway 61 E12.

## iHELP

[ihelp@melbpc.org.au](mailto:ihelp@melbpc.org.au)

<http://groups.melbpc.org.au/~ihelp>

**Convener:** Rotational  
(check with office for current details)  
**Date:** Approximately 6 monthly  
**Time:** 7-9pm  
**Venue:** Melb PC Headquarters  
Level 1, 479 Warrigal Rd, Moorabbin 3189

The function of iHelp is a group of "Users helping Users" whose main role is to sort out internet or General PC problems so that members can get a full-featured online experience. Services include Telephone First Aid, Email Help and Internet Help. Volunteers with patience and computer experience are always welcome.

## LAN-SLIDE GAMING

<http://www.lanslide.com.au>

<http://www.facebook.com/groups/lanslide>

**Convener:** Brendon Taylor, Craig Mattson  
**Date:** June 2013 (details TBA)  
**Time:** 26-hour gaming event  
10am Saturday until 12pm Sunday  
**Venue:** Melb PC Headquarters  
Level 1, 479 Warrigal Rd, Moorabbin 3189

Bring your own PC LAN parties are a fantastic way to socialise with other gamers and battle it out for sponsored prizes. Popular games include *League of Legends*, *Call of Duty*, *Age of Empires*, *MineCraft* and *FlatOut 2* – or bring-your-own multiplayer games and find others with the same gaming interests as you! We provide a full gigabit network and power to support this. Simply bring your own PC, some games, and enjoy the fun. Plenty of prizes and giveaways provided by our sponsors.

## LINUX AND OPEN SOURCE

[linux@melbpc.org.au](mailto:linux@melbpc.org.au)

<http://member.melbpc.org.au/~linux>

**Convener:** James Cox 9885 5503  
**Date:** Second Monday of each month  
(except January)  
**Time:** 7pm-9.30pm  
**Venue:** Melb PC Headquarters  
Level 1, 479 Warrigal Rd, Moorabbin 3189

The SIG is a Linux-based group exploring Linux at various levels from beginner to advanced, including server-based solutions. It also looks at open-source applications for platforms that include Linux, BSD, Mac and Windows.

## LINUX AND OPEN SOURCE WORKSHOP

[linux@melbpc.org.au](mailto:linux@melbpc.org.au)

<http://member.melbpc.org.au/~linux>

**Convener:** James Cox 9885 5503  
**Date:** Second Monday of each month  
(except January)  
**Time:** 3pm-5pm  
**Venue:** Melb PC Headquarters  
Level 1, 479 Warrigal Rd, Moorabbin 3189

On meeting days there is a help workshop before the main meeting, with one-on-one, hands-on, informal training. Ringing to book is preferred but not essential.

# GROUP DETAILS: FULL LISTING

## MACE (MELBOURNE ATARI COMPUTER ENTHUSIASTS)

[mace@melbpc.org.au](mailto:mace@melbpc.org.au)

**Convener:** Andrew Boschan 5426 1917 AH

Roger Davies 9879 1109

Enquiries 0500 818 448

**Date:** Fourth Sunday of each month

**Time:** 10am-2pm

**Venue:** Melb PC Headquarters

Level 1, 479 Warrigal Rd, Moorabbin 3189

The Atari SIG is dedicated to the joy of Atari and is fast, furious and action-packed. We welcome all owners and former owners (we know you are out there) to visit us and join in the fun.

## MACEDON RANGES

[mrgpc@melbpc.org.au](mailto:mrgpc@melbpc.org.au)

**Convener:** John Hunter 0406 868 226

**Date:** Fourth Sunday of each month

**Time:** 2-4pm

**Venue:** Further Education Centre

18 Hamilton St Gisborne

The Macedon Ranges members range from beginners to technicians and have a common interest in computers, with the sole aim of sharing knowledge and experiences, and helping each other. The SIG is a general-purpose group that is free-flowing and may or may not have a specific subject to discuss at the meeting, or a special guest. Members can also bring along any hardware they are having problems with for the group to try and resolve.

## MAKING MONEY ON THE INTERNET

[amsig@melbpc.org.au](mailto:amsig@melbpc.org.au)

<http://groups.melbpc.org.au/~amsig>

**Convener:** George Skarbek 9561 6362

Paul Hemsworth 9337 4947

**Date:** Second Saturday of each month  
(except December and January)

**Time:** 10am-12 noon

**Venue:** Melb PC Headquarters

Level 1, 479 Warrigal Rd, Moorabbin 3189

Affiliate Marketing (AM) is a way to make money from one's websites by placing links to merchants and taking a commission when someone buys through such links. This

SIG covers the basics of building websites (but limited to AM purposes), time-saving tools, and available programs. Members are encouraged to share their experiences and the occasional hot tip at the SIG.

## MICROCONTROLLER

[micro@melbpc.org.au](mailto:micro@melbpc.org.au)

**Convener:** Philip Lew 0428 567 019

John Hollow 0417 031 164

**Date:** Second Wednesday of each month  
(except January)

**Time:** 7pm-9.30pm

**Venue:** Melb PC Headquarters

Level 1, 479 Warrigal Rd, Moorabbin 3189

Microcontrollers are small cheap computer-chips with measurement or sense inputs (e.g. temperature, door-open) and control outputs (e.g. displays, motor control), i.e. all combinations of analogue and digital, inputs and outputs. They need very few other components to function, and are in many products (e.g. cameras, cars, toys). Our group is for people to develop microcontroller projects (including the software-programming) – gadgets for fun as well as more serious purposes. We make machines, using microcontrollers and other electronics, to do things.

## MICROCONTROLLER WORKSHOP

[microws@melbpc.org.au](mailto:microws@melbpc.org.au)

**Convener:** Robert Brown, Geoff Lethbridge,  
John Shirt

**Date:** Second Saturday of each month  
(except January)  
Fourth Saturday of each month  
(except December)

**Time:** 11pm-4pm

**Venue:** Melb PC Headquarters

Level 1, 479 Warrigal Rd, Moorabbin 3189

The Saturday Workshop is a "Creative Space": a space to express your creativity. The workshops are centred around, but not limited to, microcontrollers.

# GROUP DETAILS: FULL LISTING

## MORNINGTON PENINSULA

[pennsula@melbpc.org.au](mailto:pennsula@melbpc.org.au)  
<http://groups.melbpc.org.au/~pennsula>

**Convener:** Lindsay Wiles 9775 3069

[lwiles@westnet.com.au](mailto:lwiles@westnet.com.au)

**Ian Thomson**

[iaroth@netspace.net.au](mailto:iaroth@netspace.net.au)

**Colin Ackehurst**

[colin\\_a\\_ackehurst@bigpond.com](mailto:colin_a_ackehurst@bigpond.com)

**Date:** Third Monday of each month (except Dec)

**Time:** 9.30am (Day meeting)  
12.30pm Graphics Workshop  
2.30pm Genealogy

**Venue:** Mornington Information Centre  
320 Main St Mornington

## MULTIMEDIA

[multimed@melpc.org](mailto:multimed@melpc.org)  
<http://www.melpc.org>

**Convener:** John Hall 9803 2731

[johnhall@melbpc.org.au](mailto:johnhall@melbpc.org.au)

Kelvin Cording 9438 1047

[kcording@bigpond.net.au](mailto:kcording@bigpond.net.au)

**Date:** First Friday of each month  
(except January)

**Time:** 10am-12 noon

**Venue:** Wadham House 52 Wadham Parade  
Mt Waverley Melway 61 E12.

Assists members in the installation and operation of PC-based hardware and software to run and maintain Multimedia Home Entertainment systems. Includes Personal Video Recorders (PVRs), Media Servers (including Windows Home Server), internet streaming of video and audio, Sony PS3 and Windows X-Box, and home networking and storage systems for playback of video and audio. Attendees are welcome from beginners to expert level and are encouraged to bring their own equipment.

## MUSIC

[music@melbpc.org.au](mailto:music@melbpc.org.au)  
<http://groups.melbpc.org.au/~music>

**Convener:** Yahya Abdal-Aziz, David Godfred

**Date:** Fourth Thursday of each month

**Time:** 7.30pm-9.30pm

**Venue:** Melb PC Headquarters  
Level 1, 479 Warrigal Rd, Moorabbin 3189

The Music SIG is for members who like to make or listen to music. Bring along your creations, questions and problems. Visitors are always welcome.

## NEWSGROUPS

See Anywhere, Anytime SIG.

## NORTH EAST

[neast@melbpc.org.au](mailto:neast@melbpc.org.au)  
<http://groups.melbpc.org.au/~neast>

**Convener:** Lynnette Hammet

[lynnhammet@netspace.net.au](mailto:lynnhammet@netspace.net.au); Choi Lai

**Date:** Fourth Tuesday of each month  
(except December)

**Time:** 7.30pm-9.30pm

**Venue:** Uniting Church Hall 19 Seddon Street  
Ivanhoe, parking at the rear, Melway 31 F8.

We aim to interest and assist all levels of computer users, from beginners to the more experienced. Our General Interest meetings feature reviews of useful software and computer add-ons, with plenty of time to assist with members' computer problems.

## NORTH EAST DAYTIME

[neday@melbpc.org.au](mailto:neday@melbpc.org.au)

**Convener:** Colin Lampshire 9857 5372

or 0413 640 408 [lampshir@melbpc.org.au](mailto:lampshir@melbpc.org.au)

**Date:** Second Thursday of every second month  
(except January)

**Time:** 10am-12.15pm

**Venue:** Uniting Church Hall 19 Seddon Street  
Ivanhoe, parking at the rear, Melway 31 F8.

Our General Interest meetings feature reviews of useful software and computer add-ons, with plenty of time to assist with members' computer problems.

Every alternate month we specialise in issues relating to Photography/Digital Imaging.



# GROUP DETAILS: FULL LISTING

## NORTH EAST ANDROID

**Convener:** Colin Lampshire 9857 5372  
or 0413 640 408 [lampshir@melbpc.org.au](mailto:lampshir@melbpc.org.au)  
Kelvin Cording 9438 1047  
**Date:** Fourth Wednesday of each month  
(except January)  
**Time:** 10am to 12pm  
**Venue:** Uniting Church Hall 19 Seddon Street  
Ivanhoe, parking at the rear, Melway 31 F8.

The Android Interest Group provides the opportunity for members to learn how the new rapidly emerging Android Operating System can be used to operate, control, and maintain applications (apps) on compatible mobile devices such as computer tablets and smartphones. All aspects of both hardware and software are considered with a learning experience based on friendly discussions, presentations, and demonstrations to suit both novice and experienced computer users.

## NORTH EAST GENEALOGY

[negen@melbpc.org.au](mailto:negen@melbpc.org.au)  
<http://member.melbpc.org.au/~negen/>

**Convener:** Allan Medforth 9410 9034,  
Vilma Stargatt  
**Date:** First Tuesday of each month  
(except January)  
**Time:** 10am-12.45pm  
**Venue:** Uniting Church Hall 19 Seddon Street  
Ivanhoe, parking at the rear, Melway 31 F8.

An important support for members helping members with genealogy and computer skills. A good social atmosphere supported by excellent facilities.

## NORTH EAST PHOTOGRAPHY/DIGITAL IMAGING

[neday@melbpc.org.au](mailto:neday@melbpc.org.au)  
**Convener:** Colin Lampshire 9857 5372  
or 0413 640 408 [lampshir@melbpc.org.au](mailto:lampshir@melbpc.org.au)  
**Date:** Second Thursday of each every second month  
(except January)  
**Time:** 10am-12.15pm  
**Venue:** Uniting Church Hall 19 Seddon Street  
Ivanhoe, parking at the rear, Melway 31 F8.

We aim to interest and assist all levels of computer users, from beginners to the more experienced. Our General Interest Group meetings feature reviews of useful software and computer add-ons, with plenty of time to assist with members' computer problems.

## NORTHERN SUBURBS LINUX

[nslig@melbpc.org.au](mailto:nslig@melbpc.org.au)  
<http://groups.melbpc.org.au/~nslig>

**Convener:** David Hatton, Stephen Davidson  
**Date:** Fourth Monday of each month  
(except December)  
**Time:** 7.30pm to 9.30pm  
**Venue:** Community Meeting Room Watsonia Library,  
Ibbotson St Watsonia Melway 20 E4.

The Northern Suburbs Linux SIG provides a focus for members living in the northern suburbs who are interested in learning more about using Linux in day-to-day computing tasks. Meeting topics are influenced by the regular attendees; beginners and visitors are most welcome. For SIG news and last minute updates please see our Web pages.

## PROGRAMMING

[program@melbpc.org.au](mailto:program@melbpc.org.au)  
<http://groups.melbpc.org.au/~program>

**Convener:** Mohan Gupta 0421 214 081  
Roger Plant 0403 789 593  
**Date:** Fourth Tuesday of each month  
**Time:** 6.30pm-9pm.  
**Venue:** Melb PC Headquarters  
Level 1, 479 Warrigal Rd, Moorabbin 3189

Tell us about programs you are writing, wrote in the past, or give ideas for interesting programs to write. We'll walk through the process of writing programs, from user interface design to code cutting and testing. Different programming languages, techniques and tools will be showcased as well as scripts, plugins, extensions, markups, compilers, databases, hopefully something for beginners and pros alike.

# GROUP DETAILS: FULL LISTING

## RASPBERRY PI

**Convener:** John Hall 9803 2731  
[johnhall@melbpc.org.au](mailto:johnhall@melbpc.org.au)  
Lance Lloyd 9884 5559  
[lance.melbpc@fastmail.fm](mailto:lance.melbpc@fastmail.fm)  
**Date:** 4th Friday of the month  
(except December)  
**Time:** 10am-12noon  
**Venue:** Wadham House, 52 Wadham Pde  
Mount Waverly, Melway 61 E12

The Raspberry Pi SIG is a workshop-style meeting where members sit at benches and collectively learn how to operate their Raspberry Pi (RasPi) devices, get latest updates, modify them for specific purposes, share programs they have developed or modified and use RasPi to modify and or control other devices.

Members must own a RasPi (after attending two sessions) and the SIG will seek to place bulk orders for intending owners to save delivery costs, etc.

## RETIRED AND INTERESTED PERSONS ("RIPPER")

This SIG has retired! But its sub-groups are still going strong at Wadham House; see Multimedia, Hardware and Digital Photo Photography SIGs, as well as the new Raspberry Pi SIGs.

## SONY VIDEO PRODUCTION

**Convener:** Roger Wragg [rdwragg@fastmail.fm](mailto:rdwragg@fastmail.fm)  
Bob Flack  
**Date:** Second Wednesday of the month  
**Time:** 10am-12 noon  
**Venue:** Melb PC Headquarters  
Level 1, 479 Warrigal Rd, Moorabbin 3189

This SIG specializes in video editing and production using all SONY products including VEGAS with both the Platinum and Pro versions. We cater for all members from beginners to advanced and work with all video formats from standard definition (SD) up to full high definition (HD) using both tape, DVD and solid-state video cameras.

The following topics may be covered at meetings: Sound track production using Sony Cinescore, voice over recording using both Vegas and Sound Forge; basic picture composition and lighting for video.

## SUNBURY

[sunbury@melbpc.org.au](mailto:sunbury@melbpc.org.au)  
<http://groups.melbpc.org.au/~sunbury>

**Convener:** Kevin Day 9744 2514  
Kevin Hale 9740 5786  
**Date:** Every Thursday  
**Time:** 9.30am-12 noon  
**Date:** First Thursday:  
New users, but everyone welcome  
Second Thursday:  
Maintenance, problems discussed, sometimes solved  
Fourth Thursday:  
Main meeting, demos, presentations etc.  
Fourth Thursday:  
Linux, a new experience  
Fifth Thursday (when there is one):  
Maintenance  
**Venue:** Sunbury Senior Citizens Centre (back room)  
8 O'Shannassy Street Sunbury Melway 382 E4.

## SUNBURY: NEW USERS, MAINTENANCE, LINUX

[sunbury@melbpc.org.au](mailto:sunbury@melbpc.org.au)  
<http://groups.melbpc.org.au/~sunbury>

**Convener:** Kevin Day 9744 2514  
Kevin Hale 9740 5786  
**Date:** Every Thursday  
**Time:** 9.30am-12 noon  
**Date:** First Thursday:  
New users, but everyone welcome  
Second Thursday:  
Maintenance, problems discussed, sometimes solved  
Fourth Thursday:  
Main meeting, demos, presentations etc.  
Fourth Thursday:  
Linux, a new experience  
Fifth Thursday (when there is one):  
Maintenance  
**Venue:** Sunbury Senior Citizens Centre (back room)  
8 O'Shannassy Street Sunbury  
Melway 382 E4.

# GROUP DETAILS: FULL LISTING

## VIDEO INNER EAST

**Convener:** Richard Balsillie 9809 4116  
**Date:** Fourth Monday of each month  
(except December)  
**Time:** 7pm-9.30pm  
**Venue:** Balwyn Library Meeting Room  
336 Whitehorse Road Balwyn.

The group covers all aspects of production and related photo and image editing techniques.

## WAFFLE (WINE AND FINE FOOD LOVERS EVENT)

**Convener:** Tom Rado 9807 4072 [trado@melbpc.org.au](mailto:trado@melbpc.org.au)  
**Date:** First Wednesday of each month  
(except January)  
**Time:** 9.40pm (following the Monthly Meeting at  
Melb PC Headquarters)  
**Venue:** La Casetta 1066 Centre Rd, Corner of Eskay  
Rd Sth Oakleigh. Melway 78:G-2.

Budget supper get together – BYO (wine) or buy. Patrons are welcome even if only for coffee. How-to-get-there sketch maps are available at the Monthly Meeting.

## WASINT (WEB AND SOFTWARE INVESTMENT TOOLS)

[wasint@melbpc.org.au](mailto:wasint@melbpc.org.au)  
<http://groups.melbpc.org.au/~wasint>

**Convener:** Richard Solly  
**Date:** Second Tuesday of each month  
(except January)  
**Time:** 10.30am-12.30pm  
**Venue:** Melb PC Headquarters  
Level 1, 479 Warrigal Rd, Moorabbin 3189

Become more confident in the use of Web and software tools as part of your financial life. Join others, both at the monthly meeting and through the online Web board to share favourite sites and information sources in the exploding field of online financial information.

## WEBSITE DESIGN

[webdesign@melbpc.org.au](mailto:webdesign@melbpc.org.au)  
<http://groups.melbpc.org.au/~webdesign>

**Convener:** Fleur Stephens 0407 330 963  
**Date:** Fourth Sunday  
(except December and January)  
**Time:** 2pm-4pm  
**Venue:** Melb PC Headquarters  
Level 1, 479 Warrigal Rd, Moorabbin 3189

The aim of the Website Design SIG is to help members build and manage their own websites. So if you are creating, managing or designing a website and need some help, drop in. Visitors welcome.

## WORKSHOP

**Convener:** Ken Gubbins 9842 8875  
[kgubbins@melbpc.org.au](mailto:kgubbins@melbpc.org.au)  
Jeff Webster 9078 0879  
[jwebster@melbpc.org.au](mailto:jwebster@melbpc.org.au)  
**Date:** Second Sunday of each month  
**Time:** 10am-2pm  
**Venue:** Wadham House 52 Wadham Parade  
Mt Waverley Melway 61 E12

Problem-solving of basic PC malfunctions.

## WYNDHAM

[wynd@melbpc.org.au](mailto:wynd@melbpc.org.au)  
<http://groups.melbpc.org.au/~wynd>

**Convener:** Chris Hughes 9731 0891, John Healey  
**Venue:** Room 3 Central Park Community Centre  
Lonsdale Circuit off Franklin Blvd.  
Hoppers Crossing. Melway 206 J-1.  
**Date:** Fourth Tuesday of each month  
(except December and January)  
**Time:** 7.30pm-9.30pm

Provides local information and support to the South-West Region of outer Melbourne. There will be Q&A Sessions and coverage of PC Hardware and Software issues.



# GROUP DETAILS: FULL LISTING

## WYNDHAM MULTIMEDIA

[wynd@melbpc.org.au](mailto:wynd@melbpc.org.au)

<http://groups.melbpc.org.au/~wynd>

**Convener:** Chris Hughes 9731 0891, John Healey

**Date:** Second Monday of each month  
(except January)

**Time:** 7.30pm-9.30pm

**Venue:** Room 3 Central Park Community Centre  
Lonsdale Circuit off Franklin Blvd.  
Hoppers Crossing. Melway 206 J-1.

Includes video and photo manipulation and production, animation, presentation, sound and music, illustration, 3D, and various associated add-ons and plug-ins. Also includes visiting presenters and demonstrations.

## YARRA RANGES

[yrig@melbpc.org.au](mailto:yrig@melbpc.org.au)

<http://groups.melbpc.org.au/~yrig>

**Convener:** Bryan Paten 0429 430 640  
Shane Mason 9733 5390

**Date:** Fourth Tuesday (except December)

**Time:** 9.15am (followed by the Workshop)

**Venue:** Japara Community House  
13 Leith Road Montrose Melway 52 D7

Meets to provide general information and support to members in the Outer East Region of Melbourne. There will be Q&A sessions and coverage of PC hardware and software issues, with time for informal discussion. From time to time we will have visiting presenters and demonstrations.

## YARRA RANGES WORKSHOP

[yrig@melbpc.org.au](mailto:yrig@melbpc.org.au)

<http://groups.melbpc.org.au/~yrig>

**Convener:** Bryan Paten 0429 430 640  
Shane Mason 9733 5390

**Date:** Fourth Tuesday (except December)

**Time:** After the main meeting at 9.15am

**Venue:** Japara Community House  
13 Leith Road Montrose Melway 52 D7

The Workshop will cater for the members who experience problems with their computers or programs. Extended answers can be given to questions that need clarification. Come along to help other members or just to enjoy the companionship.

## BREAKING NEWS – Our Melb PC Newsgroups

We got worried about a regular member that hasn't written for a while. Was about to phone to make sure he was OK, when he wrote in to reassure us

*\*If you stop lurking and become a regular member, you may make some good friends that care about you.*

There was a spirited debate surrounding the news that a court has awarded a large amount of compensation for injuries suffered when a man fell into the path of a train, while drunk.

*\* If you can't find a conversation that interests you, wait a few minutes. You are sure to find one. Of course you could start your own topic, or just ask for help.*

We have 14 newsgroups, each with a different emphasis. You can read some of the newsgroup conversations by logging into <http://forum.melbpc.org.au/newsforum> with your Melb PC username and password.

To read all of the newsgroups, and when you are ready to start a topic, join a conversation or ask for help, you can setup a newsreader utility on your computer. We will help you with this. Here's the place to start <http://member.melbpc.org.au/~anywhere>



# INTEREST GROUPS – MELB PC HEADQUARTERS

## MELBOURNE PC HEADQUARTERS

479 Warrigal Road, Moorabbin VIC 3189  
(Corner Cochranes Rd)

## MELBOURNE PC USER GROUP MONTHLY MEETING

**Date:** First Wednesday of each month  
(except January)  
**Time:** From 7pm

## ACCESS (DATABASE) AND EXCEL

[access@melbpc.org.au](mailto:access@melbpc.org.au)  
<http://groups.melbpc.org.au/~access/>

**Convener:** Craig Evans [Craig\\_Evans@racv.com.au](mailto:Craig_Evans@racv.com.au)  
**Date:** Second Monday of each month  
(except January)  
**Time:** 6.30pm-8.30pm

Do you want to extend your use of Access, Excel and VBA? Do you have experience with Access, Excel or the VBA code behind them? Come along, ask questions, share your experiences, help solve others' problems and pick up a new idea or two for yourself.

All levels of user experience are welcome. Even the simplest problems can generate interesting solutions.

## ADOBE VIDEO

[adobevideo@melbpc.org.au](mailto:adobevideo@melbpc.org.au)  
<http://groups.melbpc.org.au/~adobevideo/>

**Convener:** Kathy Rouse 9580 6386  
**Date:** First Thursday of each month  
(except January)  
**Time:** 1.30pm-4pm

The Adobe Video SIG is aimed at videographers, from beginners to the more experienced, wishing to edit and enhance their home videos using Adobe software. The group has lively interactive presentations from various members using the video editing programs Premiere Pro and Premiere Elements. The workshop also includes tips and techniques, shared by the members, on the use of other Adobe software such as Photoshop, Illustrator and After Effects.

## COMMUNICATIONS

[comms@melbpc.org.au](mailto:comms@melbpc.org.au)

**Convener:** Philip Lew 9822 2998 (BH)  
**Date:** Second Wednesday of each month  
(except January)  
**Time:** 7pm-9.30pm

The Communications SIG focuses on all aspects of computer connectivity. Topics include modem communications (BBS and internet dialup); Client/Server software, HTML and other internet related topics. We also cover topics on Computer Networking (LANs and WANs) and other relevant general telecommunications issues of interest to the well-connected PC user.

## E-BOOK

[ebook@melbpc.org.au](mailto:ebook@melbpc.org.au)

**Convener:** Dennis Fieldhouse 9557 6847  
Keith Younger 0414 945 791  
**Date:** Second Thursday of each month  
(except January)  
**Time:** From 7pm

The E-Book SIG is a forum for the sharing of information, experiences and ideas relating to the broad field of e-books and e-readers. At present the range of e-book readers is rapidly expanding and costs are falling, yielding great scope for reviews and performance comparisons. Purchase of e-books and the software for this purpose is worthy of study as are the various programs for manipulating and editing of text.

## EVERYTHING APPLE

[everything-apple@ausom.net.au](mailto:everything-apple@ausom.net.au)

**Convener:** Susan Jensen 9885 7060  
Damian Vuleta 9509 9992  
**Date:** Second Tuesday of each month  
(except January)  
**Time:** 2pm-4pm

A joint venture between AUSOM and Melbourne PC User Group. The emphasis is on the Apple iPad and iPhone and helping people understand the iOS environment.

# INTEREST GROUPS – MELB PC HEADQUARTERS

## EVERYTHING IPAD

[everything-ipad@ausom.net.au](mailto:everything-ipad@ausom.net.au)

**Convener:** Dick Johnson 9857 7362

**Date:** Fourth Wednesday of each month  
(except January)

**Time:** 2pm-4pm

A joint venture between AUSOM and Melbourne PC User Group. The emphasis is on the Apple iPad and iPhone and helping people understand the iOS environment

## LAN-SLIDE GAMING

<http://www.lanslide.com.au>

<http://www.facebook.com/groups/lanslide>

**Convener:** Brendon Taylor, Craig Mattson

**Date:** June 2013 (details tba)

**Time:** 26-hour gaming event  
10am Saturday until 12pm Sunday

Bring your own PC LAN parties are a fantastic way to socialise with other gamers and battle it out for sponsored prizes. Popular games include *League of Legends*, *Call of Duty*, *Age of Empires*, *MineCraft* and *FlatOut 2* – or bring-your-own multiplayer games and find others with the same gaming interests as you! We provide a full gigabit network and power to support this. Simply bring your own PC, some games, and enjoy the fun. Plenty of prizes and giveaways provided by our sponsors..

## GRAPHICS/ANIMATION

[graphics@melbpc.org.au](mailto:graphics@melbpc.org.au)

<http://groups.melbpc.org.au/~graphics>

**Convener:** Yahya Abdal-Aziz

Roger Wragg [rdwragg@fastmail.fm](mailto:rdwragg@fastmail.fm)

**Date:** Fourth Monday of each month

**Time:** 7.30pm-9.30pm

The Graphics/Animation SIG explores everything to do with computer graphics, software and hardware. Topics discussed include paint programs, drawing, animation, graphic programming, fractals, printing, scanning, fonts, design, illustration and better photography. Bring along your questions and problems. Visitors are always welcome.

## LINUX AND OPEN SOURCE

[linux@melbpc.org.au](mailto:linux@melbpc.org.au)

<http://member.melbpc.org.au/~linux>

**Convener:** James Cox 9885 5503

**Date:** Second Monday of each month  
(except January)  
7pm-9.30pm

**Venue:** Melb PC Headquarters  
Level 1, 479 Warrigal Rd, Moorabbin 3189

The SIG is a Linux-based group exploring Linux at various levels from beginner to advanced, including server-based solutions. It also looks at open-source applications for platforms that include Linux, BSD, Mac and Windows.

## LINUX AND OPEN SOURCE WORKSHOP

[linux@melbpc.org.au](mailto:linux@melbpc.org.au)

<http://member.melbpc.org.au/~linux>

**Convener:** James Cox 9885 5503

**Date:** Second Monday of each month  
(except January)

**Time:** 3pm-5pm

On meeting days there is a help workshop before the main meeting, with one-on-one, hands-on, informal training. Ringing to book is preferred but not essential.

## MACE (MELBOURNE ATARI COMPUTER ENTHUSIASTS)

[mace@melbpc.org.au](mailto:mace@melbpc.org.au)

**Convener:** Andrew Boschan 5426 1917 AH

Roger Davies 9879 1109

Enquiries 0500 818 448

**Date:** Fourth Sunday of each month

**Time:** 10am-2pm

The Atari SIG is dedicated to the joy of Atari and is fast, furious and action-packed. We welcome all owners and former owners (we know you are out there) to visit us and join in the fun.

# INTEREST GROUPS – MELB PC HEADQUARTERS

## MAKING MONEY ON THE INTERNET

[amsig@melbpc.org.au](mailto:amsig@melbpc.org.au)

<http://groups.melbpc.org.au/~amsig>

**Convener:** George Skarbek 9561 6362  
Paul Hemsworth 9337 4947  
**Date:** Second Saturday of each month  
(except December and January)  
**Time:** 10am-12 noon

Affiliate Marketing (AM) is a way to make money from one's websites by placing links to merchants and taking a commission when someone buys through such links. This SIG covers the basics of building websites (but limited to AM purposes), time-saving tools, and available programs. Members are encouraged to share their experiences and the occasional hot tip at the SIG.

## MICROCONTROLLER

[micro@melbpc.org.au](mailto:micro@melbpc.org.au)

**Convener:** Philip Lew 0428 567 019  
John Hollow 0417 031 164  
**Date:** Second Wednesday of each month  
(except January)  
**Time:** 7pm-9.30pm

Microcontrollers are small cheap computer-chips with measurement or sense inputs (e.g. temperature, door-open) and control outputs (e.g. displays, motor control), i.e. all combinations of analogue and digital, inputs and outputs. They need very few other components to function, and are in many products (e.g. cameras, cars, toys). Our group is for people to develop microcontroller projects (including the software-programming) – gadgets for fun as well as more serious purposes. We make machines, using microcontrollers and other electronics, to do things.

## MICROCONTROLLER WORKSHOP

[microws@melbpc.org.au](mailto:microws@melbpc.org.au)

**Convener:** Robert Brown, Geoff Lethbridge,  
John Shirt  
**Date:** Second Saturday of each month  
(except January)  
Fourth Saturday of each month  
(except December)  
**Time:** 11pm-4pm

The Saturday Workshop is a "Creative Space": a space to express your creativity. The workshops are centred around, but not limited to, microcontrollers.

## MUSIC

[music@melbpc.org.au](mailto:music@melbpc.org.au)

<http://groups.melbpc.org.au/~music>

**Convener:** Yahya Abdal-Aziz, David Godfred  
**Date:** Fourth Thursday of each month  
**Time:** 7.30pm-9.30pm

The Music SIG is for members who like to make or listen to music. Bring along your creations, questions and problems. Visitors are always welcome.

## PROGRAMMING

[program@melbpc.org.au](mailto:program@melbpc.org.au)

<http://groups.melbpc.org.au/~program>

**Convener:** Mohan Gupta 0421 214 081  
Roger Plant 0403 789 593  
**Date:** Fourth Tuesday of each month  
**Time:** 6.30pm-9pm

Tell us about programs you are writing, wrote in the past, or give ideas for interesting programs to write. We'll walk through the process of writing programs, from user interface design to code cutting and testing. Different programming languages, techniques and tools will be showcased as well as scripts, plugins, extensions, markups, compilers, databases, hopefully something for beginners and pros alike.

## SONY VIDEO PRODUCTION

**Convener:** Roger Wragg [rdwragg@fastmail.fm](mailto:rdwragg@fastmail.fm)  
Bob Flack  
**Date:** Second Wednesday of the month  
**Time:** 10am-12 noon

This SIG specializes in video editing and production using all SONY products including VEGAS with both the Platinum and Pro versions. We cater for all members from beginners to advanced and work with all video formats from standard definition (SD) up to full high definition (HD) using both tape, DVD and solid-state video cameras.

The following topics may be covered at meetings: Sound track production using Sony Cinescore, voice over recording using both Vegas and Sound Forge; basic picture composition and lighting for video.

Upon request we can look at the conversion of 8mm movie film to a digital format using the group's special conversion equipment.



# INTEREST GROUPS – MELB PC HEADQUARTERS

## WASINT (WEB AND SOFTWARE INVESTMENT TOOLS)

[wasint@melbpc.org.au](mailto:wasint@melbpc.org.au)  
<http://groups.melbpc.org.au/~wasint>

**Convener:** Richard Solly  
**Date:** Second Tuesday of each month  
(except January)  
**Time:** 10.30am-12.30pm

Become more confident in the use of Web and software tools as part of your financial life. Join others, both at the monthly meeting and through the online Web board to share favourite sites and information sources in the exploding field of online financial information.

## WEBSITE DESIGN

[webdesign@melbpc.org.au](mailto:webdesign@melbpc.org.au)  
<http://groups.melbpc.org.au/~webdesign>

**Convener:** Fleur Stephens 0407 330 963  
**Date:** Fourth Sunday  
(except December and January)  
**Time:** 2pm-4pm

The aim of the Website Design SIG is to help members build and manage their own websites. So if you are creating, managing or designing a website and need some help, drop in. Visitors welcome.

## ADOBE VIDEO SPECIAL INTEREST GROUP

**NEXT MEETING – THURSDAY 6 JUNE 2013**

**1.30pm in the Main Room, 2nd Floor, Melbourne PC Headquarters**

**479 Warrigal Road, Moorabbin (opposite Bunnings)**

### MAKING A TRAVEL VIDEO USING ILLUSTRATOR.

If available next month, Richard Balsillie has offered to give us a “show and tell” of how he had made a map using Illustrator for a recent travel video. He will show us a number of techniques he used to get the best results and what preferences he needed to set for importing into Premiere Pro.

Following on from Richard’s demonstration, I will give a short tutorial on how to use the Write-on effect in Premiere Pro to animate a line on a map.

### NESTING IN PREMIERE ELEMENTS?

We will discuss the best way to output to an intermediate file, and then bring it and other files back into Premiere Elements for editing in a compilation video without degrading the video.

(This is relatively easy in Premiere Pro due to the ability to create several sequences and nest them.)

### EDITING FOOTAGE IN PHOTOSHOP CS6

We will look at editing video footage in the latest version of Adobe Photoshop. Some of you might be surprised to find out that you can now trim and combine multiple shots, add soundtracks, colour corrections and fades, and render video files, all in Photoshop.

Not only this, but you can create very impressive titles using all the features and power of Photoshop.

**Kathy Rouse, Convener – Adobe Video Special Interest Group**

<http://member.melbpc.org.au/~adobevideo/index.html>

**Phone contact: (03) 9580 6386**

# GENERAL/LOCAL INTEREST GROUPS

## BALLARAT

[ballarat@melbpc.org.au](mailto:ballarat@melbpc.org.au)

**Convener:** Alan Pittard 5339 4235

**Date:** First Thursday of each month

**Time:** 7.30pm-9.45pm

**Venue:** Midlands Golf Club Heinz Lane Ballarat

Ballarat is a general purpose SIG. Usually we have no specific topic; it suits everyone at present to let the meeting run in a direction that is topical on the night. From time to time we have a guest speaker/presenter on something of particular interest to us at the time but free form seems the norm at present.

## BAYSIDE

[bayside@melbpc.org.au](mailto:bayside@melbpc.org.au)

<http://groups.melbpc.org.au/~bayside/>

**Convener:** John Morris 9583 4095

Graham Ackland 9589 6229

**Date:** Third Thursday of each month

**Time:** 10am-12 noon main meeting

12.00-1pm beginners' subgroup

**Venue:** St Stephens Church Hall, Cnr Cochrane Street and North Road Brighton.

Come along to an enjoyable helpful morning where we cover a range of computer related subjects. Beginners meet after the main meeting.

## CASEY

[casey@melbpc.org.au](mailto:casey@melbpc.org.au)

<http://groups.melbpc.org.au/~casey/>

**Convener:** Jan Whitaker 9705 9009

Jan Weiner 9560 6924

**Date:** Second Friday of each month  
(except January public holidays)

**Time:** 12.30pm-3pm

**Venue:** Hampton Park Community House: 16-20 Stuart Ave Hampton Park Melway 96 E8.

Casey offers a friendly, social atmosphere where our members learn from, support, encourage and help each other on computer and communications topics. The Hampton Park meeting is based on presentations and Q&A.

## EAST

[east@melbpc.org.au](mailto:east@melbpc.org.au)

<http://groups.melbpc.org.au/~east>

**Convener:** Paul Woolard 9877 1059

Ian Dewhurst 0438 480 500

**Date:** Second Wednesday of each month  
(except January)

**Time:** 7.30pm-10pm

**Venue:** Vermont South Community House  
Karoobran Drive Vermont South Melway 62 G7

At East we provide an entertaining and informative session covering a range of computer topics for all levels, some from invited speakers and some from our own members. George Skarbek hosts the popular Q&A segment.

## ESSENDON

[essendon@melbpc.org.au](mailto:essendon@melbpc.org.au)

<http://groups.melbpc.org.au/~essendon>

**Convener:** John Guegan 9317 7114

**Date:** First, second, and third Friday

**Time:** 9:30am-12 noon

**Date:** Fourth Wednesday (except January)

**Time:** 7-9pm

**Venue:** Nancye Kirchner Neighbourhood Centre,  
Doyle Street Avondale Heights  
Melway 27 D6

Provides assistance with computer skills including word processing, spreadsheets, digital photography, music applications, computer maintenance and product reviews.

First Friday – Main meeting. Second Friday – Open Forum. Fourth Friday – Varies (check website for details). Fourth Wednesday Night – Multimedia/General.

## MACEDON RANGES

[mrgpc@melbpc.org.au](mailto:mrgpc@melbpc.org.au)

**Convener:** John Hunter 0406 868 226

**Date:** Fourth Sunday of each month

**Time:** 2-4pm

**Venue:** Further Education Centre  
18 Hamilton St Gisborne.

The SIG is a general-purpose group that is free-flowing and may or may not have a specific subject to discuss at the meeting, or a special guest. Members can also bring along any hardware they are having problems with for the group to try and resolve.

# GENERAL/LOCAL INTEREST GROUPS

## MORNINGTON PENINSULA

[pennsula@melbpc.org.au](mailto:pennsula@melbpc.org.au)

<http://groups.melbpc.org.au/~pennsula>

**Convener:** Lindsay Wiles 9775 3069

[lwiles@westnet.com.au](mailto:lwiles@westnet.com.au)

**Ian Thomson**

[iaroth@netspace.net.au](mailto:iaroth@netspace.net.au)

**Colin Ackehurst**

[colin\\_a\\_ackehurst@bigpond.com](mailto:colin_a_ackehurst@bigpond.com)

**Date:** Third Monday of each month (except Dec)

**Time:** 9.30am (Day meeting)  
12.30pm Graphics Workshop  
2.30pm Genealogy

**Venue:** Mornington Information Centre  
320 Main St Mornington

## NORTH EAST

[neast@melbpc.org.au](mailto:neast@melbpc.org.au)

<http://groups.melbpc.org.au/~neast>

**Convener:** Lynnette Hammet

[lynnhammet@netspace.net.au](mailto:lynnhammet@netspace.net.au); Choi Lai

**Date:** Fourth Tuesday of each month  
(except December)

**Time:** 7.30pm-9.30pm

**Venue:** Uniting Church Hall 19 Seddon Street  
Ivanhoe, parking at the rear, Melway 31 F8.

We aim to interest and assist all levels of computer users, from beginners to the more experienced. Our General Interest Group meetings feature reviews of useful software and computer add-ons, with plenty of time to assist with members' computer problems.

## NORTH EAST DAYTIME

[neday@melbpc.org.au](mailto:neday@melbpc.org.au)

**Convener:** Colin Lampshire 9857 5372

or 0413 640 408 [lampshir@melbpc.org.au](mailto:lampshir@melbpc.org.au)

**Date:** Second Thursday of every second month  
(except January)

**Time:** 10am-12.15pm

**Venue:** Uniting Church Hall 19 Seddon Street  
Ivanhoe, parking at the rear, Melway 31 F8.

We aim to interest and assist all levels of computer users, from beginners to the more experienced. Our General Interest Group meetings feature reviews of useful software and computer add-ons, with plenty of time to assist with members' computer problems.

Every alternate month we specialise in issues relating to Photography/Digital Imaging.

## SUNBURY

[sunbury@melbpc.org.au](mailto:sunbury@melbpc.org.au)

<http://groups.melbpc.org.au/~sunbury>

**Convener:** Kevin Day 9744 2514

Kevin Hale 9740 5786

**Date:** Every Thursday

**Time:** 9.30am-12 noon

**Venue:** Sunbury Senior Citizens Centre (back room) 8 O'Shannassy Street Sunbury  
Melway 382 E4.

**Date:** First Thursday:

New users, but everyone welcome

Second Thursday:

Maintenance, problems discussed, sometimes solved

Fourth Thursday:

Main meeting, demos, presentations etc.

Fourth Thursday:

Linux, a new experience

Fifth Thursday (when there is one):

Maintenance

**Venue:** Uniting Church Hall 19 Seddon Street  
Ivanhoe, parking at the rear, Melway 31 F8.

# GENERAL/LOCAL INTEREST GROUPS

## WYNDHAM

[wynd@melbpc.org.au](mailto:wynd@melbpc.org.au)

<http://groups.melbpc.org.au/~wynd>

**Convener:** Chris Hughes 9731 0891, John Healey

**Date:** Fourth Tuesday of each month  
(except December and January)

**Time:** 7.30pm-9.30pm

**Venue:** Room 3 Central Park Community Centre  
Lonsdale Circuit off Franklin Blvd.  
Hoppers Crossing, Melway 206 J-1.

Provides local information and support to the South-West Region of outer Melbourne. There will be Q&A Sessions and coverage of PC Hardware and Software issues.

## YARRA RANGES

[yrig@melbpc.org.au](mailto:yrig@melbpc.org.au)

<http://groups.melbpc.org.au/~yrig>

**Convener:** Bryan Paten 0429 430 640

Shane Mason 9733 5390

**Date:** Fourth Tuesday (except December)

**Time:** 9.15am (followed by the Workshop)

**Venue:** Japara Community House  
13 Leith Road Montrose Melway 52 D7

Meets to provide general information and support to members in the Outer East Region of Melbourne. There will be Q&A sessions and coverage of PC hardware and software issues, with time for informal discussion. From time to time we will have visiting presenters and demonstrations.

## ANYWHERE, ANYTIME (NEWSGROUPS)

[anywhere@melbpc.org.au](mailto:anywhere@melbpc.org.au)

<http://groups.melbpc.org.au/~anywhere/>

**Convener:** Kevin Martin (evening only)

9723 5997 or 0407 343 162

**Time:** 24/7

**Venue:** As you choose.

The Anywhere, Anytime SIG provides a 24-hour, 7-day-a-week and always-easily-accessed place for all members of the Melb PC User Group to read and write comments, to ask questions on computing or non-computing topics, to receive replies from other club members and to read their exchanges between each other.

## iHELP

[ihelp@melbpc.org.au](mailto:ihelp@melbpc.org.au)

<http://groups.melbpc.org.au/~ihelp>

**Convener:** Rotational

(check with office for current details)

**Date:** Approximately 6 monthly

**Time:** 7-9pm

The function of iHelp is a group of "Users helping Users" whose main role is to sort out internet or General PC problems so that members can get a full-featured on-line experience. Services include Telephone First Aid, Email Help and Internet Help. Volunteers with patience and computer experience are always welcome.

## BREAKING NEWS – Our Melb PC Newsgroups

A member asked which eBook reader he should buy. Different points of view were offered.

*\*Read the conversation in the newsgroups.*

We have 14 newsgroups, each with a different emphasis. You can read some of the newsgroup conversations by logging into <http://forum.melbpc.org.au/newsforum> with your Melb PC username and password.

To read all of the newsgroups, and when you are ready to start a topic, join a conversation or ask for help, you can setup a newsreader utility on your computer. We will help you with this. Here's the place to start <http://member.melbpc.org.au/~anywhere>





# Everything Apple

Convener:

Susan Jensen 9885 7060

Assistant Convener:

Damian Vuleta 9509 9992

E-mail to: [applesig@melbpc.org.au](mailto:applesig@melbpc.org.au)

or [everything-apple@ausom.net.au](mailto:everything-apple@ausom.net.au)

A joint venture between MelbPC and AUSOM. The emphasis will be on Apple iDevices (iPod, iPhone, iPad, AppleTV, Time Capsule Airport Extreme) and helping people understand the Mac environment.

## Next Meeting: 11<sup>th</sup> June

2:00 pm

### Word Processing with TextEdit

*Presented by Isabel Collins*

Once there was the humble typewriter; now there are powerful word processors and desktop publishing. But many of us just want a simple program on our computers that doesn't cost an arm and a leg; one that's quick to install and easy to use; one that doesn't have a huge instruction manual and a steep learning curve. Most of all we want our information to look good on the page.

Come on down, TextEdit. This simple, yet highly versatile, word processor comes pre-installed on the Mac and is often overlooked. Isabel shows how easy it is to use TextEdit in a variety of ways that produce good looking results.

There will be a 10-minute tea break halfway through and time for questions afterwards.



**Second Tuesdays (except January),**

**2:00 pm–4:00 pm**

**Moorabbin Interest Group Room**

**479 Warrigal Road, Moorabbin**

Interest Group web page  
(under construction)



Suite 26, 479 Warrigal Road  
Moorabbin Vic 3189

Tel: (03) 9276 4000

Web: [www.melbpc.org.au](http://www.melbpc.org.au)

## SONY VIDEO PRODUCTION SPECIAL INTEREST GROUP



This special interest group specialises in video editing and production using all **SONY** products, including **VEGAS** with both the *Platinum* and *Pro* versions. We cater for all members from beginners to advanced and work with all video formats from standard definition (SD) up to full high definition (HD) using both tape, DVD, and solid-state video cameras.



**Movie Studio**  
PLATINUM  
Professional-quality moviemaking

The following topics may be covered at meetings:

- Sound track production using Sony **Cinescore**
- Voice over recording using both **Vegas** and **Sound Forge**
- Basic picture composition
- Lighting for video
- Working with Sony **DVD Architect** to produce both DVDs and blu-ray discs
- Upon request, we can look at the conversion of 8mm movie film to a digital format using the groups special conversion equipment

This group meets on the second Wednesday of every month of each month  
(except January)

at

Melbourne PC Headquarters, Level 1, 479 Warrigal Road, Moorabin 3189

**10:00am to 12 noon**

**Contact Information**   **Convener:** Roger Wragg   [rdwragg@fastmail.fm](mailto:rdwragg@fastmail.fm)   9570 4842



ABN 43 196 519 351  
(Victorian Association Registration No. A0003293V)  
Unit 26, 479 Warrigal Road, Moorabbin VIC 3189  
Telephone: (03) 9276 4000  
Email: office@melbpc.org.au  
Web: www.melbpc.org.au

## EMAIL ACCOUNT APPLICATION

Membership No.	First Name	Last Name	DOB
Address		Current Email Address	
Suburb	Post Code	Phone	Mobile Number

### Email User Name Selection

List the user ("login") names you would like in order of preference, up to eight (8) lowercase letters, numbers may be used in place of letters. Write very clearly, to avoid confusing certain letters and numbers. User names are expressed in lower case letters only e.g. "John J. Jones" might request user names such as "john", "johnj", "jjones", "jjones2", etc. Any user name that is already allocated or deemed unsuitable in the opinion of the system administrators will not be allocated.

For email account hosted at melbpc.org.au webmail which can also be accessed from any mail reading application such as Gmail, Outlook, Thunderbird etc.

Access to the Melb PC newsgroups and a discussion forum where you will find a friendly, helpful bunch of people. Discussions include computing and almost every other topic under the sun!

<http://melbpc.org.au/isp/>

Choice 1.

Choice 2.

Choice 3.

Choice 4.

<input type="text"/>	<input type="text"/>	<input type="text"/>	<input type="text"/>	<input type="text"/>	<input type="text"/>	<input type="text"/>	<input type="text"/>
<input type="text"/>	<input type="text"/>	<input type="text"/>	<input type="text"/>	<input type="text"/>	<input type="text"/>	<input type="text"/>	<input type="text"/>
<input type="text"/>	<input type="text"/>	<input type="text"/>	<input type="text"/>	<input type="text"/>	<input type="text"/>	<input type="text"/>	<input type="text"/>
<input type="text"/>	<input type="text"/>	<input type="text"/>	<input type="text"/>	<input type="text"/>	<input type="text"/>	<input type="text"/>	<input type="text"/>



ABN 43 196 519 351  
(Victorian Association Registration No. A0003293V)  
Unit 26, 479 Warrigal Road, Moorabbin VIC 3189  
Telephone: (03) 9276 4000  
Email: office@melbpc.org.au  
Web: www.melbpc.org.au

## Subscription for Monthly Disc

Name	Membership Number
Address	Current Contact Email Address
Suburb	Post Code
Phone	

For Month	Feb	Mar	Apr	May	Jun	Jul	Aug	Sep	Oct	Nov	Dec	Total Amount \$
	<input type="text"/>	<input type="text"/>	<input type="text"/>	<input type="text"/>	<input type="text"/>	<input type="text"/>	<input type="text"/>	<input type="text"/>	<input type="text"/>	<input type="text"/>	<input type="text"/>	<input type="text"/>

Price: \$5.00 per disc if you collect it from the office or purchase at the monthly meeting.

Add an Extra \$1.00 postage and handling if we mail your order.

**Price for a yearly subscription is \$66.00 inc mailing to your home address.**

### Payment Details

Name on Card	Expiry Date on card	Signature	Date
<input type="text"/>	<input type="text"/>	<input type="text"/>	<input type="text"/>
<input type="text"/>	<input type="text"/>	<input type="text"/>	<input type="text"/>



## MELBOURNE PC USER GROUP INC.

office@melbpc.org.au www.melbpc.org.au  
Unit 26, 479 Warrigal Road, Moorabbin, Victoria 3189  
Phone: (03) 9276 4000

"Members helping Members"

### MEMBERSHIP APPLICATION FORM

Title	First Name	Last Name
Address		
Suburb		Post Code
Phone		Mobile Number
DOB	Preferred Email Address	

### Annual Membership Fees

Individuals	\$65 each .....
Students/Pensioners*	\$50 each .....
Additional Family Members (excludes relatives or friends)	\$12 each .....
<b>TOTAL</b> .....	

### Additional Family Members

Name ..... Signature .....

Name ..... Signature .....

\* Students must attach a photocopy of their student card or letter from their educational institution confirming full student status.

\* Pensioners must attach a photocopy showing both sides of their Centrelink Pension Concession Card. Change of family member(s) must be identified in writing to the club secretary.

**I hereby apply for membership of Melbourne PC Users Group Inc. (A000329V) and agree to abide by its rules while I remain a member.**

Signature ..... Date / /

### Payment Details

Name on Card	Expiry Date
<input type="text"/> <input type="text"/> <input type="text"/> <input type="text"/> <input type="text"/> <input type="text"/> <input type="text"/> <input type="text"/> <input type="text"/> <input type="text"/> <input type="text"/> <input type="text"/> <input type="text"/> <input type="text"/> <input type="text"/> <input type="text"/>	<input type="text"/> <input type="text"/> <input type="text"/> <input type="text"/> <input type="text"/> <input type="text"/> <input type="text"/> <input type="text"/> <input type="text"/> <input type="text"/> <input type="text"/> <input type="text"/> <input type="text"/> <input type="text"/> <input type="text"/> <input type="text"/>
Signature	Date / /

### Email User Name Selection

List the user ("login") names you would like in order of preference. Write very clearly, to avoid our confusing certain letters. User names are expressed in lower case letters and must represent you real name in some recognisable way e.g. "John J. Jones" might request user names such as "john", "johnj", "jjones", etc. Any user name that is already allocated or deemed unsuitable in the opinion of the system administrators will not be allocated.

- Choice 1. \_\_\_\_\_
- Choice 2. \_\_\_\_\_
- Choice 3. \_\_\_\_\_
- Choice 4. \_\_\_\_\_



**Melbourne PC User Group** (Melb PC) started in 1984 and today we have over 5,500 members – making us the biggest Personal Computer group in Australia, perhaps the world. Our motto is *Members helping Members* – we all support each other. Melbourne PC is a not-for-profit incorporated association and we run the group on a volunteer basis.

#### MEMBER FACILITIES

Members can enjoy our modern, well-equipped facility at Moorabbin – located South East of the CBD. Moorabbin Club Rooms have free Wi-Fi, the club hosts Gaming Groups, Computer Workshops – Special Interest Groups (SIG's) at Moorabbin and in other parts of Melbourne and Victoria, free online or dial help to all our members we also publish a magazine once a month, PC Update. Visit the Club library, which boasts hundreds of the latest computer books and magazines.

#### INTERNET SERVICES

ADSL from \$29.95 via iiNet (Westnet)

Business Mobile Broadband via Optus \$17.50 per month shaped 2GB (suitable for both iPad's & Tablets) Payable annually

#### VOLUNTEER HELP

Volunteers give their time freely to help others. Dial Help is a list of members who can help with over 100 topics.

#### MAGAZINE

PC Update, our award-winning colour magazine available 11 times a year. Articles by fellow members and invited experts increase your knowledge about computers and converging technologies. Become a contributor!

#### COMMUNICATIONS

An email account hosted at melbpc.org.au webmail which can also be accessed from any mail reading application such as gmail, outlook, thunderbird etc.

Access to the Melb PC newsgroups and a discussion forum where you will find a friendly, helpful bunch of people. Discussions include computing and almost every other topic under the sun!

#### HIRE OF FACILITIES

We have a modern, well equipped training room for 12–20 learners and a conference room that doubles as a LAN gaming facility seating 170 conference style, plus a smaller meeting room for 12. For bookings and pricing contact the office on (03) 9276 4000.

#### MONTHLY MEETINGS

On the first Wednesday of the month (Feb to Dec) our members get together for an entertaining evening where experts present new programs, you can discuss your computer problems – and win big prizes in the raffle. Visitors welcome.

#### MEMBERS

Our members come from both sexes and all age groups, occupations and computer skill levels. Our premises are wheel-chair friendly.







ABN 43 196 519 351  
(Victorian Association Registration No. A0003293V)  
Unit 26, 479 Warrigal Road, Moorabbin VIC 3189  
Telephone: (03) 9276 4000  
Email: office@melbpc.org.au  
Web: www.melbpc.org.au

## APPLICATION FOR MOBILE BROADBAND

Name		
Membership Number	Melbourne PC	AUSOM
Address		Current Contact Email Address
Suburb	Post Code	Phone

12 month contract (2GB download per month)

**\$210.00**

1. Optus Platinum USB Modem (E367) sim and aerial included in price
2. Micro sim to suit iPad/tablet (no modem required)
3. Optus 3G mini wifi Huawei Modem E586 (portable hotspot)  
connects up to 5 devices at once. Includes rechargeable battery and USB cable.

<input type="checkbox"/>
<input type="checkbox"/>
<input type="checkbox"/>

### Payment Details

Name on Card	Expiry Date on card	Signature	Date / /
<input type="text"/>	<input type="text"/>	<input type="text"/>	<input type="text"/>



The latest USB Modem from Optus SMB, which is HSPA+ ready, ideal for customers who want to future proof their device. This new modem is great for members that already have a PC/Device and spend a lot of time out of the office. They want to ensure they have optimum performance on the Optus Business Open Network and want to future proof any solution they buy to save money long term.

#### Key Features:

- HSPA+ Ready
- Plug and play connectivity
- Portable slimline design
- Automatic firmware updates
- Supports Micro SD cards (not included)
- External Antenna (included)
- PC and Mac compatible

#### Specifications:

- HSPA+/HSPA/UMTS (900/2100MHz network compatible)
- Equalizer and receive diversity
- External antenna interface
- Data and SMS Service
- Plug and Play
- Micro SD Card Slot (card not included)



Get connected to mobile internet, at home or on the go, with the E586 Mini WiFi modem on an Optus data plan. Connect up to five WiFi devices including tablets, laptop computers, mobile phones and gaming devices. Plus, you can use it as a USB storage device thanks to its integrated MicroSD card slot.

- Connect up to five different devices to mobile internet, whether you're at home, work or on the move - all through the Optus 3G dual-band network.
- Whether you want to connect your laptop computer, tablet, mobile phone or gaming device to mobile internet, as long as it has WiFi, it's a snap.
- With a user-friendly interface, one touch connection and OLED display screen, the E586 Mini WiFi ensures getting connected is a breeze.
- The E586 Mini WiFi supports optional MicroSD memory cards up to 32GB, allowing you to store and deliver more movies, music, photos, documents and files to your device.
- PC and Mac compatible

### OFFICE USE ONLY

S/N	SIM
-----	-----

# NOTICES: EMAIL UPGRADE

Continued from [page 17](#)

6. Once successful, you will be directed to your webmail inbox (Figure 4). You might be offered a tour of the new webmail system which you can skip, or take if you like. Then logout (click your name, top right, and then "Sign out" from the menu that drops down).
7. To complete activation you need to sign in again. There's a "Sign in" button at the top left of the screen that has appeared after you signed out. Click it and repeat the sign-in process.
8. You can log out at this stage or go on to the mail settings (Figures 5 & 6) to set up things like your display name and further security settings (Figure 7). The inbox will not have any of your mail in it yet as our old mail system is still operating. You will just see a welcome message from Outlook.com.

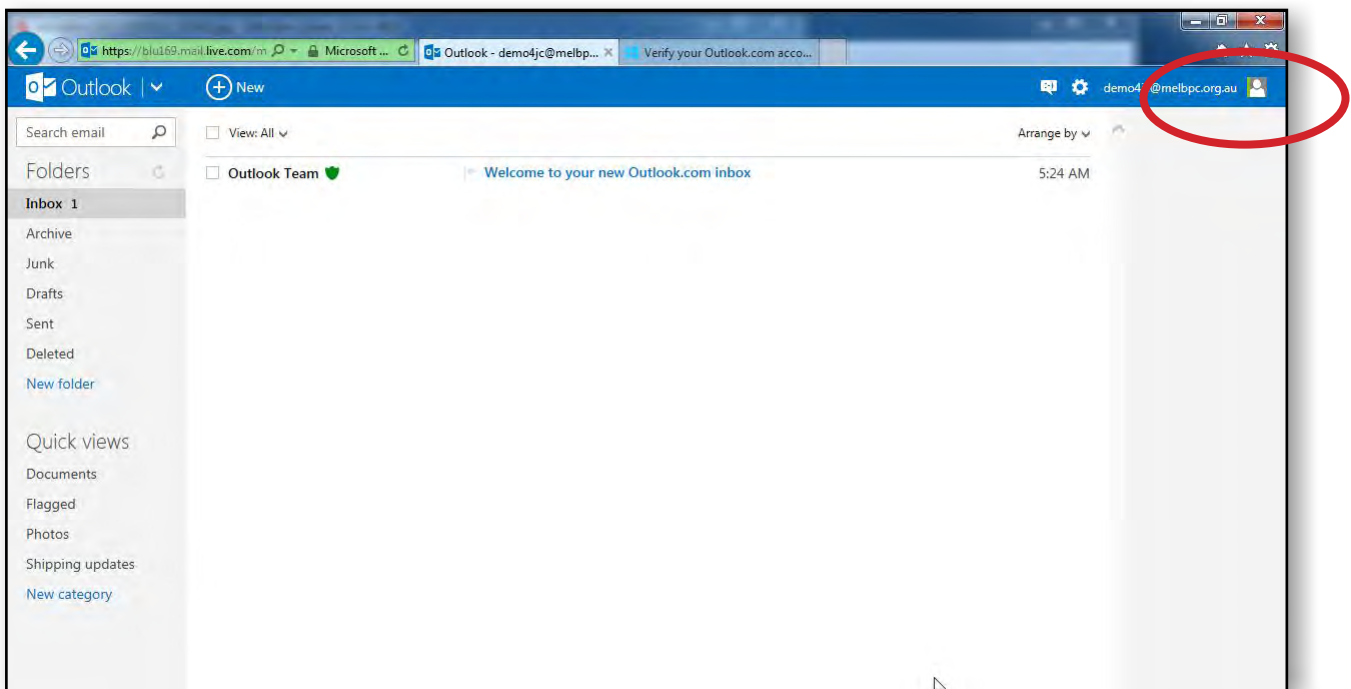


Figure 4

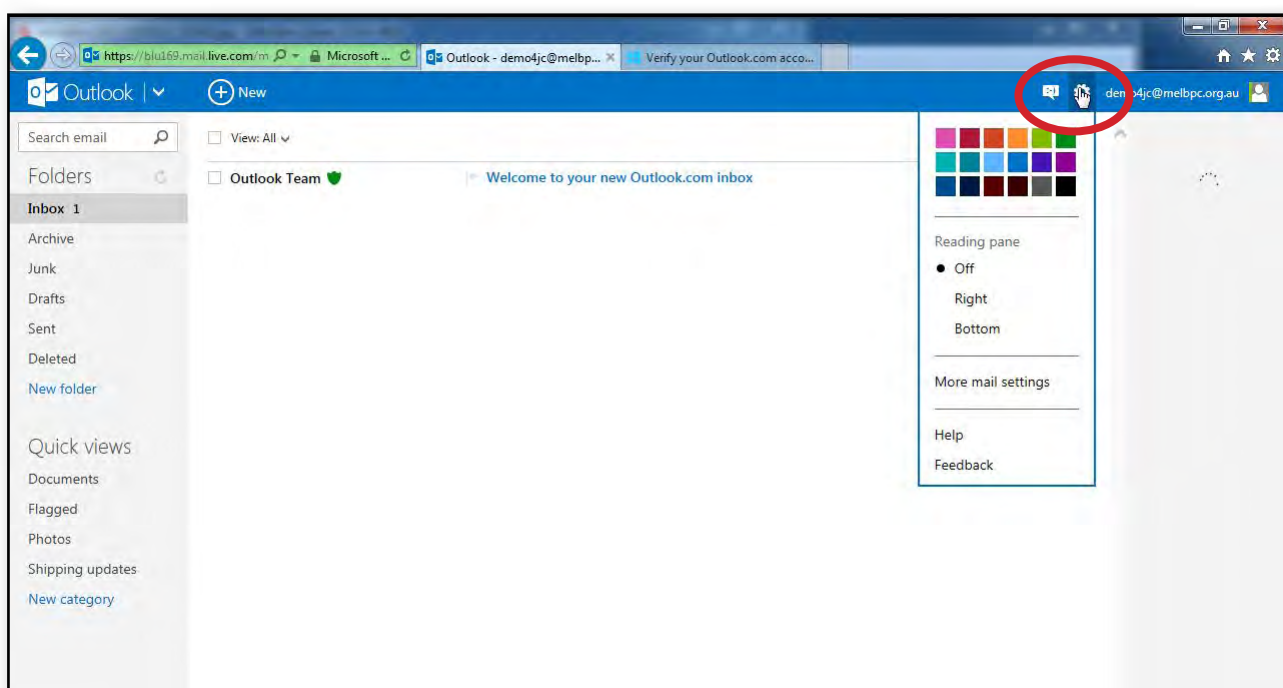


Figure 5

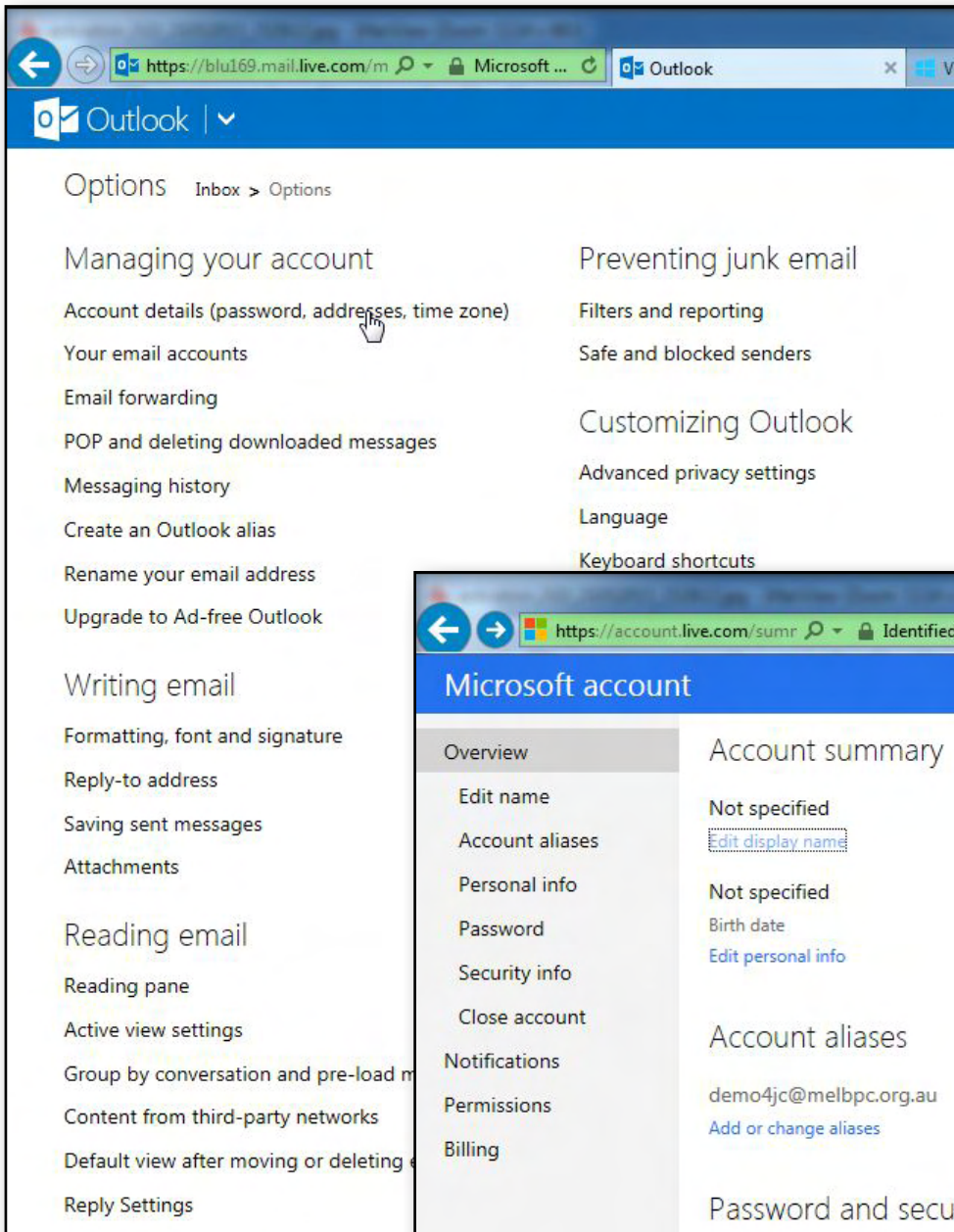


Figure 6

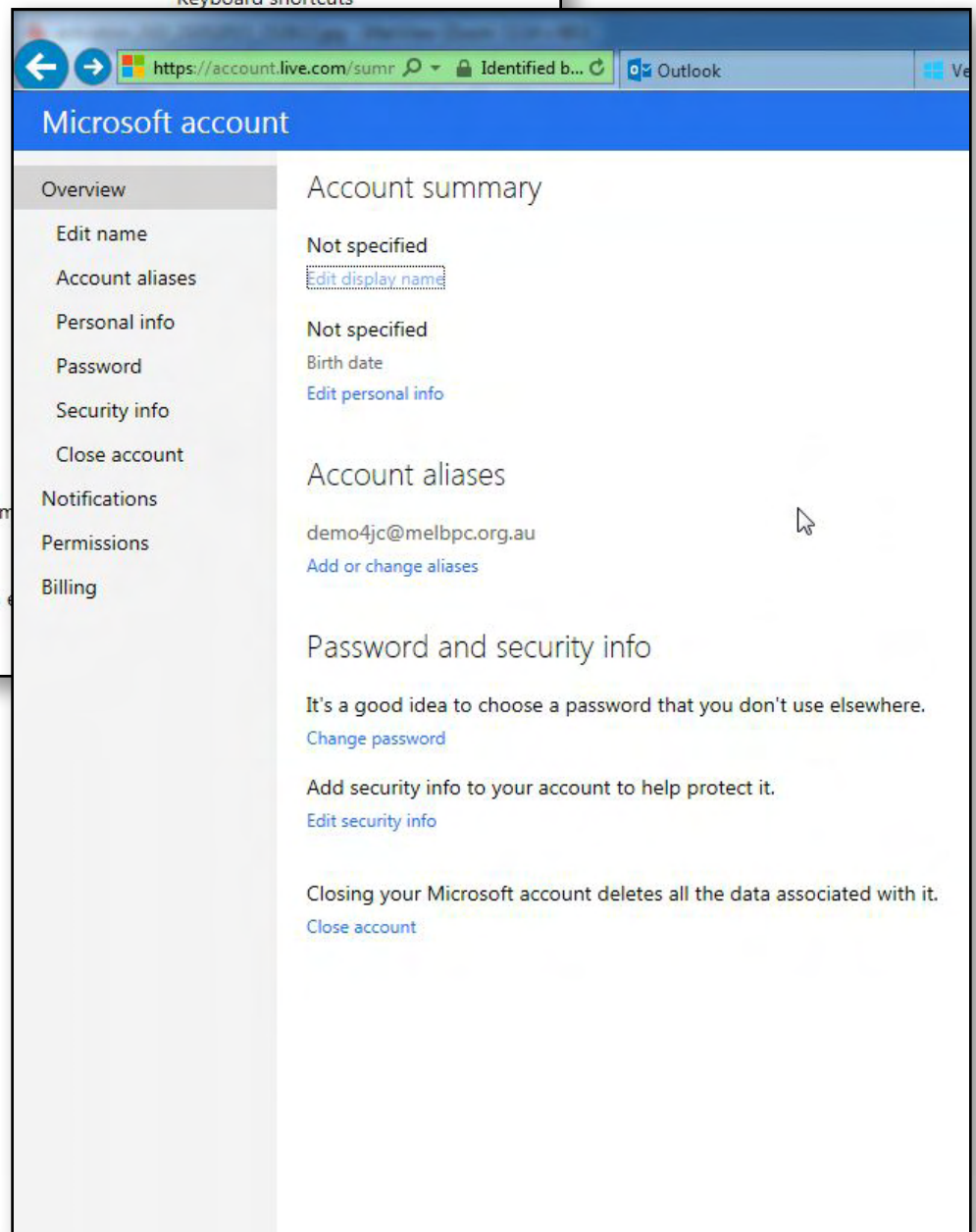


Figure 7

## C. Set up your email program

The third step is to set up the new account in your email program. There are new ways to do this with the new mail system and there are many different email programs that members use. To keep this article simple, we will consider only the method of downloading email that you will have used in the past and show you how this is set up in one email program – Outlook Express. For information on setting up other mail programs and mobile devices, please see the MelbPC website: [www.melbpc.org.au/newemail/](http://www.melbpc.org.au/newemail/).

We recommend that you create a new account in your email program. In many email programs you will be able to do this by selecting “Tools, Options” from the menu to get to the account management screen. When you create a new account, you will need the following settings:

### Incoming (POP3) Server

- Server address: pop3.live.com
- Port: 995
- TLS or SSL Encryption: Yes
- User name: Your email address
- Password: Your password

### Outgoing (SMTP) Server

Here you can choose the settings you are already using which will depend on your ISP, or you can use:

- Server address: smtp.live.com
- Port: 25 (or 587 if 25 is blocked by your ISP)
- Authentication: Yes
- TLS or SSL Encryption: Yes
- User name: Your email address
- Password: Your password

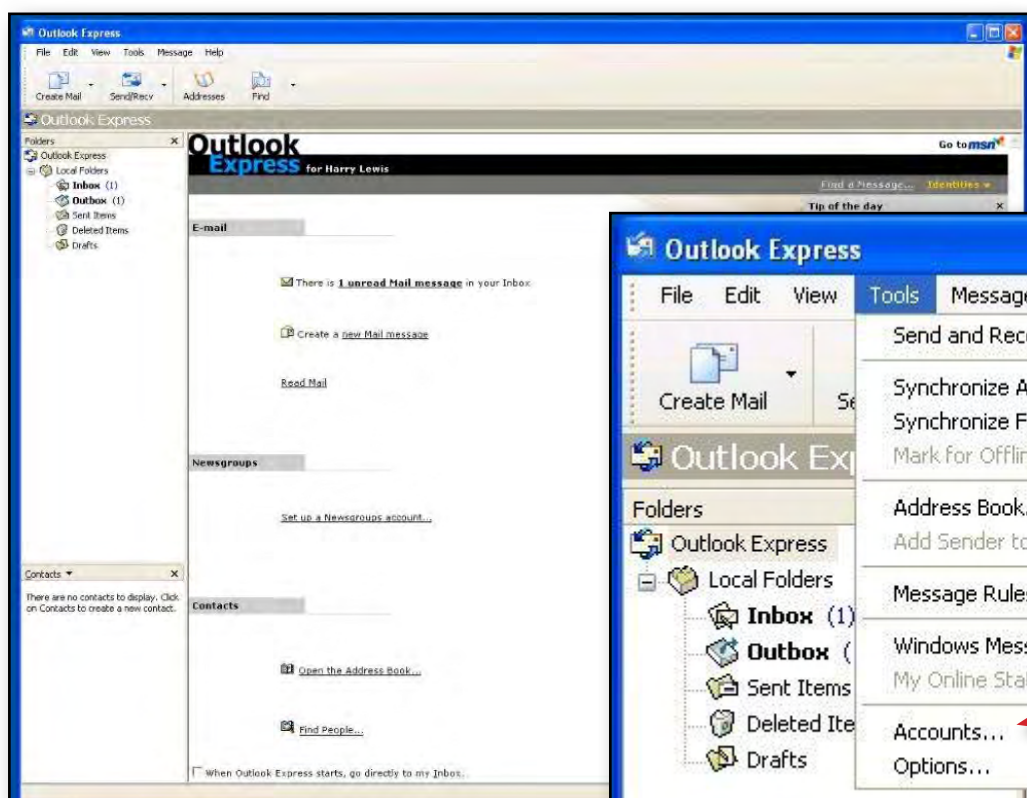


Figure 8

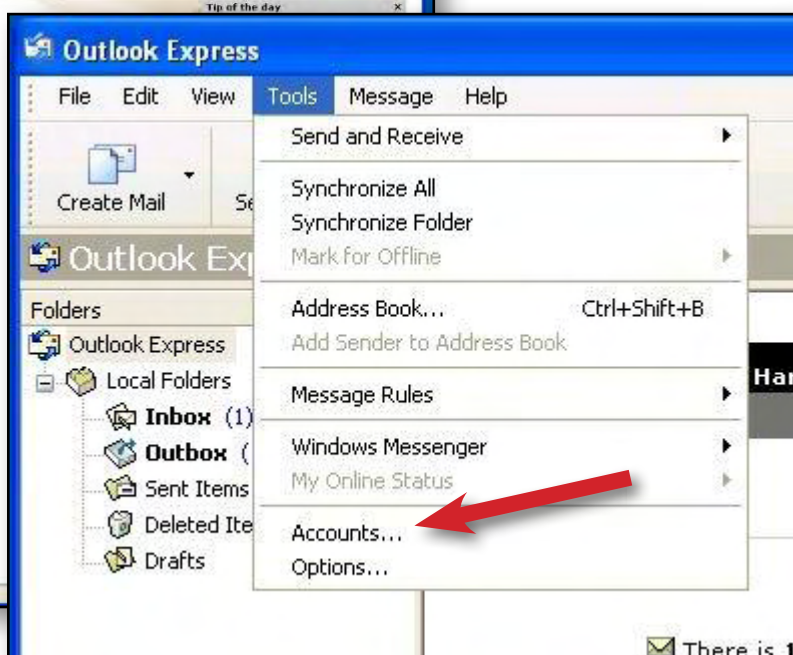


Figure 9



# NOTICES: EMAIL UPGRADE

As an example we will go through the steps needed for Outlook Express:

1. Start up Outlook Express (Figure 8).
2. Select "Tools" and then "Accounts..." from the menu (Figure 9).
3. Click on the "Add" button of the "Internet Accounts" dialog box and select "Mail..." in the popup menu, top right (Figure 10).
4. Enter your name and click "Next" (Figure 11).
5. Enter your email address and click "Next" (Figure 12).

Figure 10

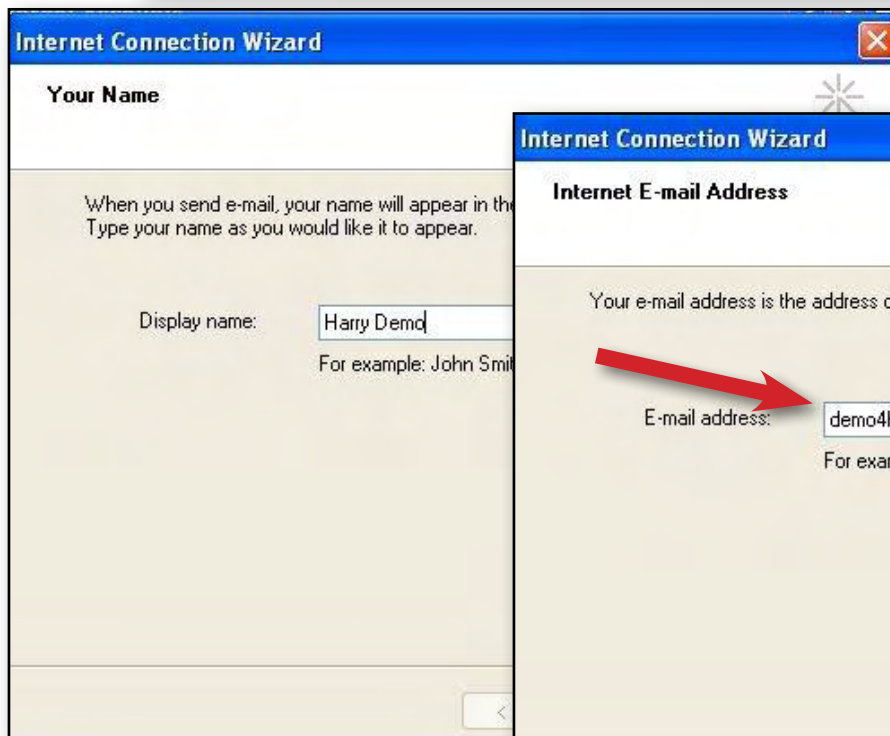
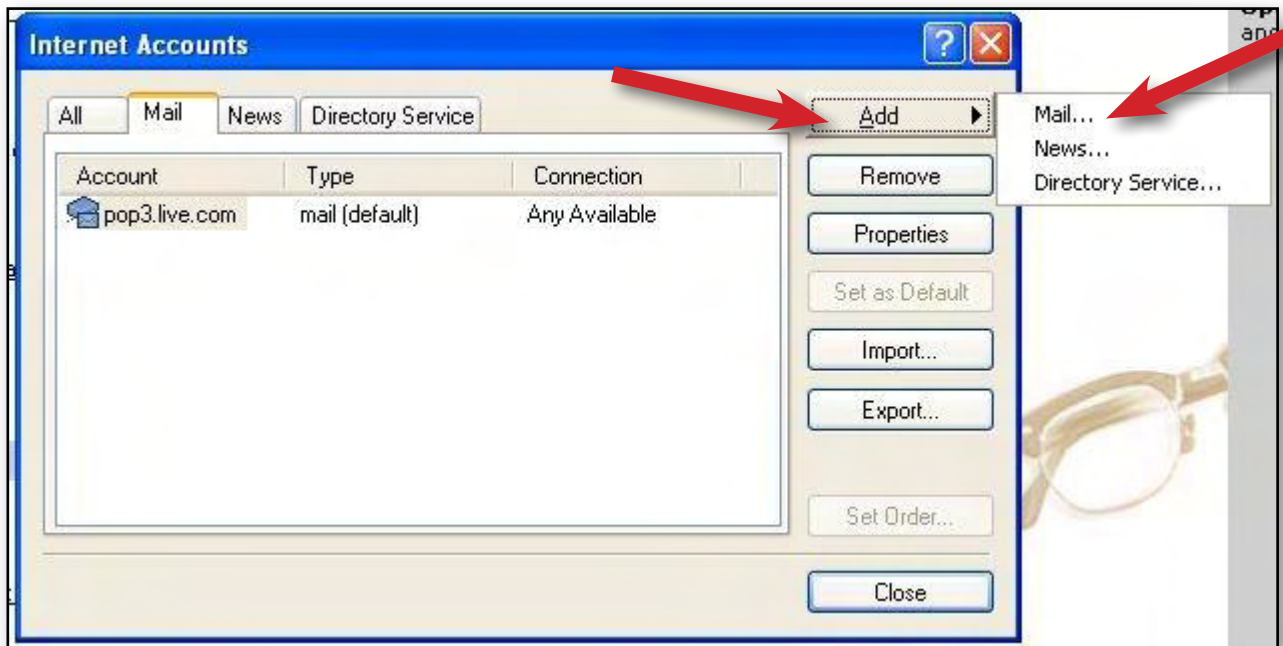


Figure 11

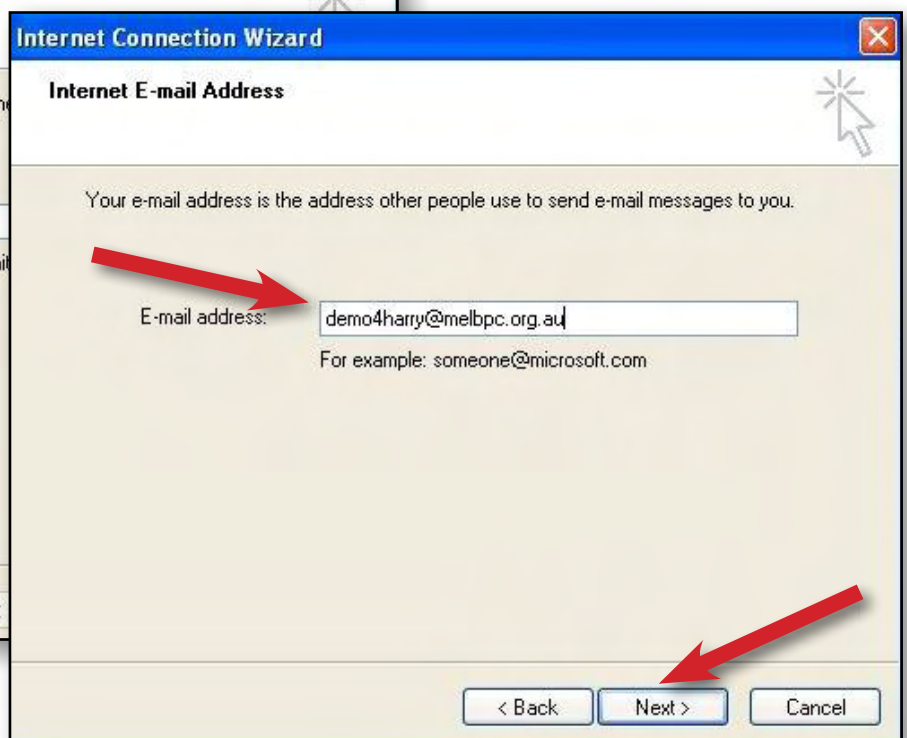
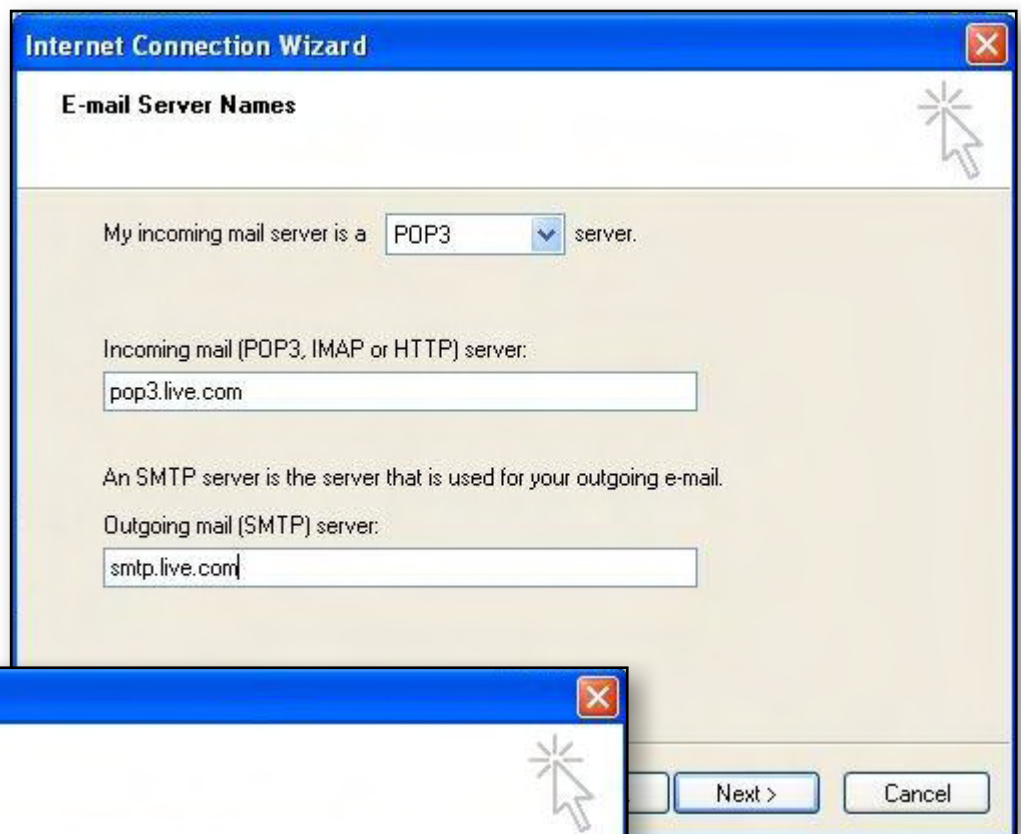


Figure 12

## NOTICES: EMAIL UPGRADE

6. Select "POP3" for the incoming server type and enter "pop3.live.com" for the incoming server, "smtp.live.com" for the outgoing server. Then click "Next" (Figure 13).
7. Enter your account name (which is identical to your email address) and the new password you created during the account activation stage earlier, tick "Remember password", and then click "Next" (Figure 14).



The screenshot shows the 'Internet Connection Wizard' window with the 'E-mail Server Names' tab selected. The window has a blue title bar and a standard Windows XP-style interface. A mouse cursor is pointing at the 'Next >' button. The main area is light beige and contains the following text and input fields:

- 'My incoming mail server is a' followed by a dropdown menu showing 'POP3' and the word 'server'.
- 'Incoming mail (POP3, IMAP or HTTP) server:' followed by a text box containing 'pop3.live.com'.
- 'An SMTP server is the server that is used for your outgoing e-mail.'
- 'Outgoing mail (SMTP) server:' followed by a text box containing 'smtp.live.com'.
- 'Next >' and 'Cancel' buttons at the bottom right.

Figure 13



The screenshot shows the 'Internet Connection Wizard' window with the 'Internet Mail Logon' tab selected. The window has a blue title bar and a standard Windows XP-style interface. A mouse cursor is pointing at the 'Next >' button. The main area is light beige and contains the following text and input fields:

- 'Type the account name and password your Internet service provider has given you.'
- 'Account name:' followed by a text box containing 'demo4harry@melbpc.org.au'.
- 'Password:' followed by a text box filled with dots.
- A checked checkbox labeled 'Remember password'.
- Text: 'If your Internet service provider requires you to use Secure Password Authentication (SPA) to access your mail account, select the 'Log On Using Secure Password Authentication (SPA)' check box.'
- An unchecked checkbox labeled 'Log on using Secure Password Authentication (SPA)'.
- '< Back', 'Next >', and 'Cancel' buttons at the bottom.

Figure 14

- On the next screen click "Finish" (Figure 15).
- Now you're back at the Internet Accounts screen with your new account highlighted (Figure 16). Click "Properties" in the right-hand panel.

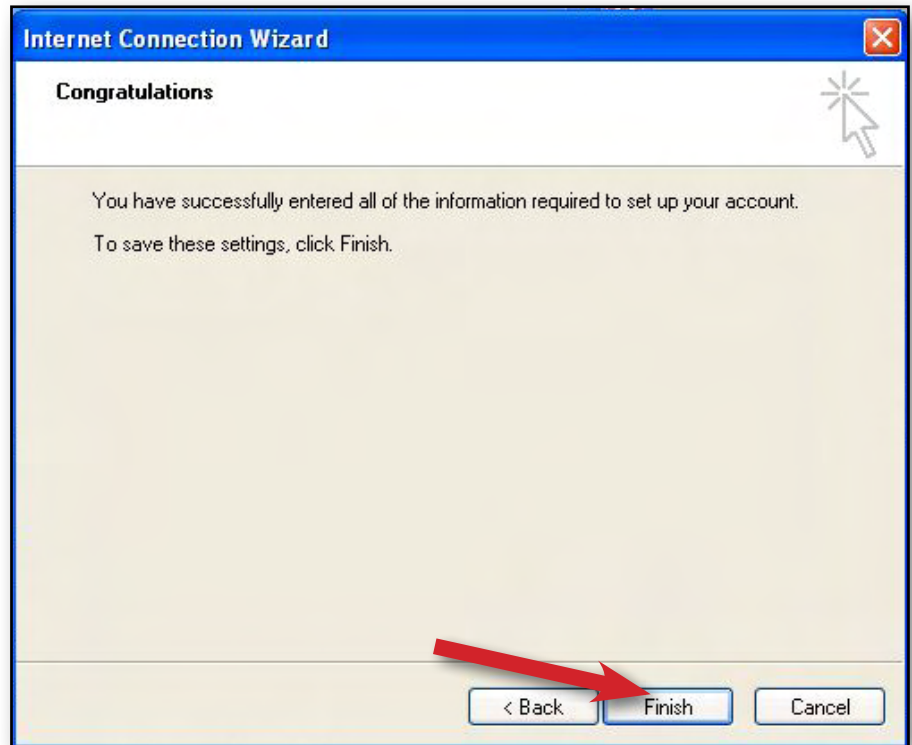


Figure 15

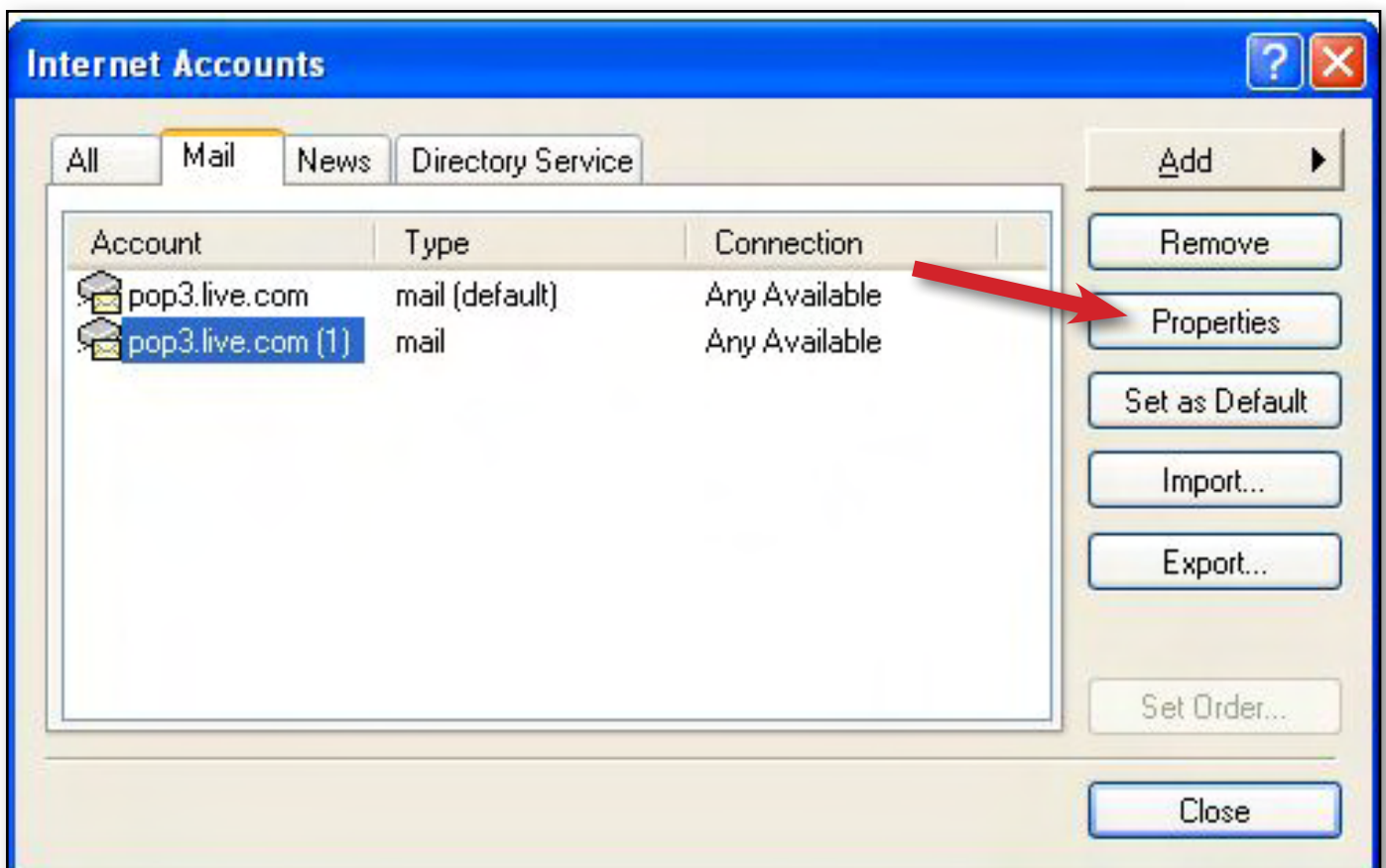


Figure 16

## NOTICES: EMAIL UPGRADE

10. In the window that pops up, click the Servers tab and re-enter your password (Figure 17).
11. Then click the Advanced tab and enter the Port numbers and tick the SSL boxes (Figure 18).  
Under "Delivery" towards the bottom you may also tick "Leave a copy of messages on the server" – there's plenty of room there, and you should certainly do this if you want to view your mail on another device as well as the computer you are currently using.
12. Finally, click the "Apply" button, bottom right – this is important as it instructs Outlook Express to accept your settings. After doing that you can click the "OK" button on the left.
13. You are now back at the Internet Accounts window (Figure 16) and you can click the Close button (bottom right).
14. Your new account is now set up.

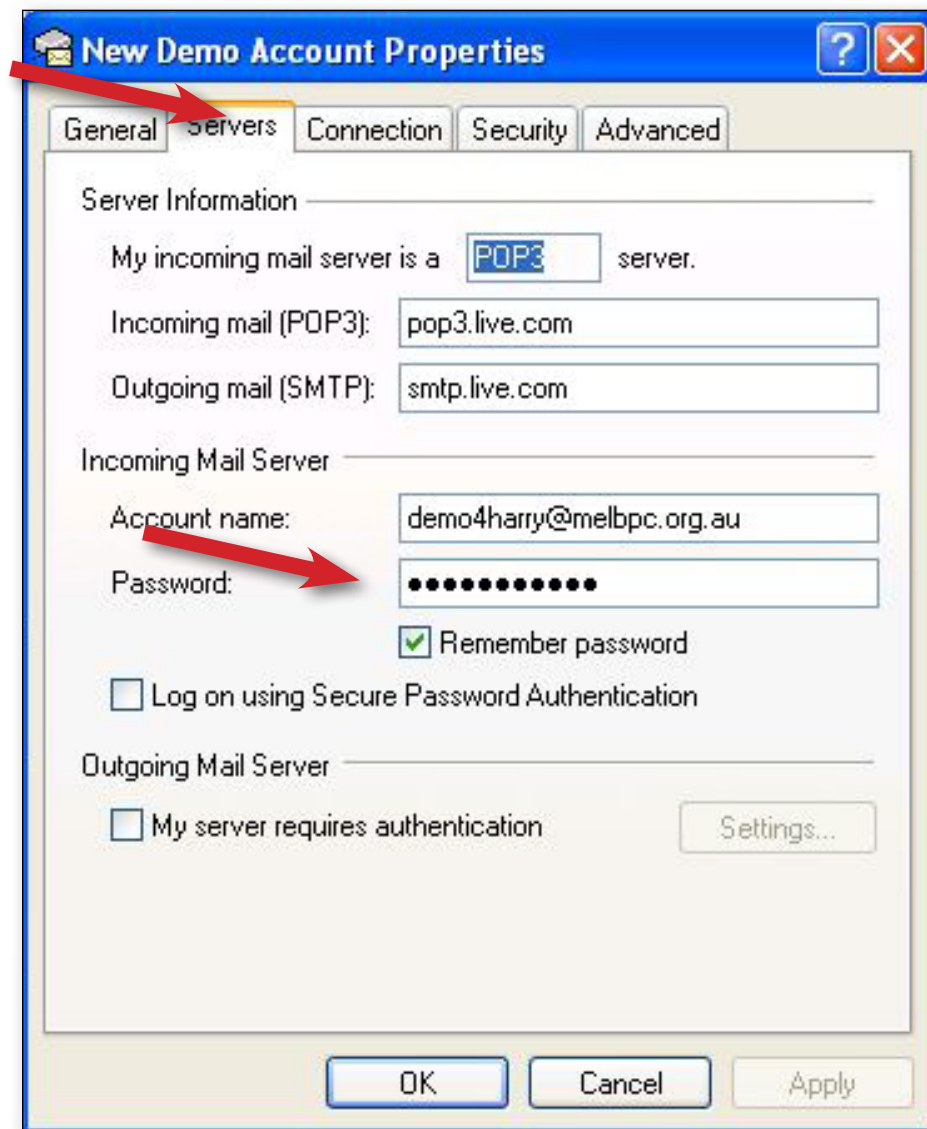
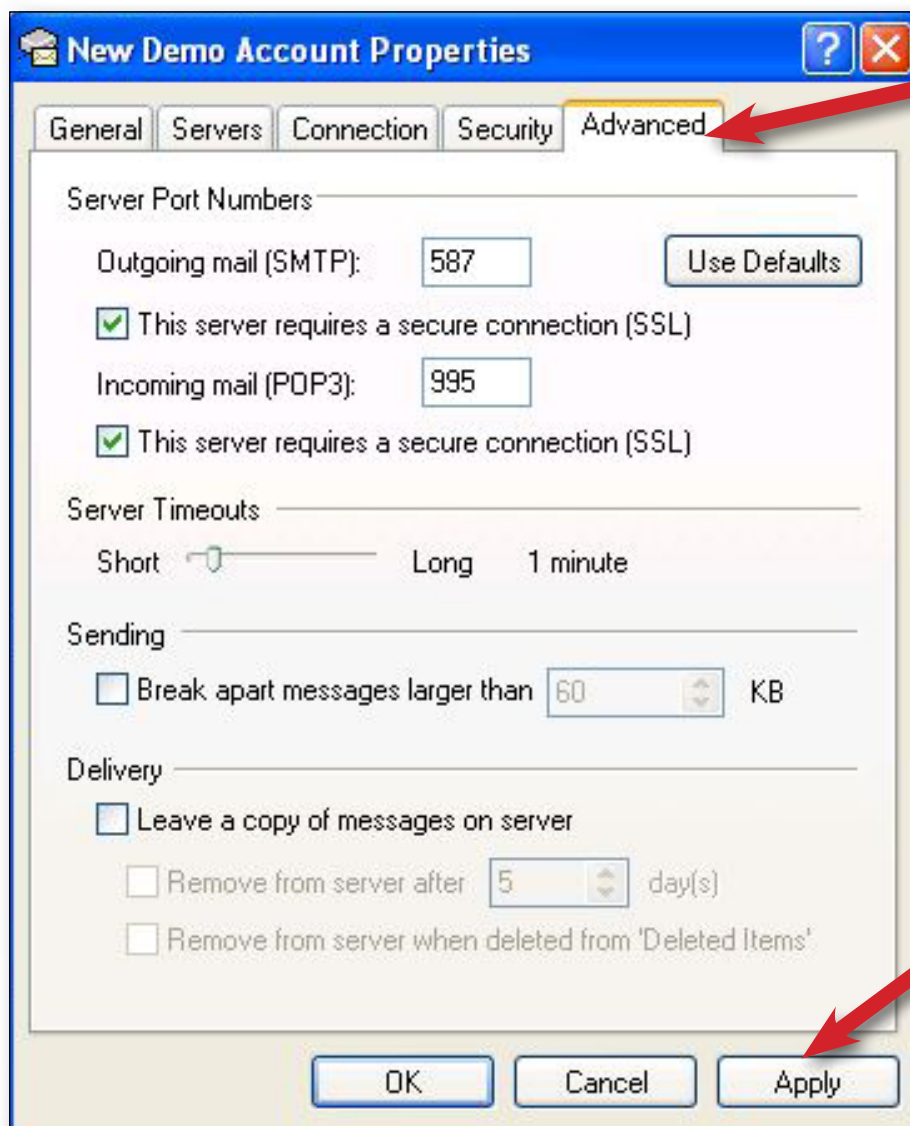


Figure 17



Figure 18



## That's all you need to do

Once you activated your new account and set up your mail program, you don't need to do anything more. Your email will continue to arrive at your inbox as normal both while the current mail system is operating and when the new system is operating. We will advise on our website when we will be switching over from the current to the new mail system, but you won't notice any difference in your inbox if you have followed our instructions in this article.

Once we have switched over to the new email system, you can use the new webmail at outlook.com or just go to the link on our site. If you use more than one computer or mobile device for your email you can take advantage of the ability to keep them all synchronised. But that is for future issues in PC Update and our website.

In the meantime if you have any problems setting up, please make sure to contact the iHelp team for assistance. You can contact them:

- by logging a help request at <http://ihelp.melbpc.org.au>
- by emailing [help@melbpc.org.au](mailto:help@melbpc.org.au)
- by telephoning First Aid between 10 and 3 on weekdays: 9276 4088
- at other times, by leaving a message with the Office: 9276 4000. 📞