

Official Magazine of the MELBOURNE PC USER GROUP INC.

PC UPDATE

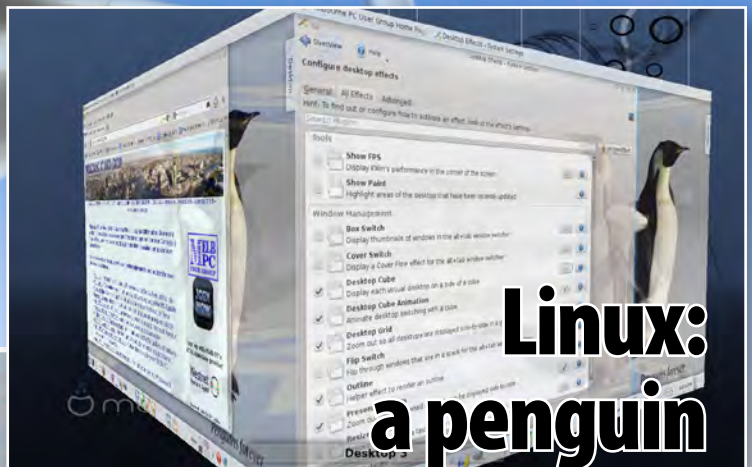
The return of the photo competition

HTML



Plus:

- Apps to guide you home
- Digital photo editing
- HTML 5 additions



**Linux:
a penguin
on every
workspace**



THE PURPOSES OF THE GROUP are to conduct, on a non-profit basis, activities aimed at the effective utilisation of the personal computer and to endeavour to achieve such effective utilisation by means of:

- Advancing computer literacy
- Advancing the art and science of information processing through education and interchange of ideas
- Keeping members abreast of developments in computing and information technology and enabling members to exchange information and experience
- Representing computer users in public debate and by acting and speaking on their behalf where they would be affected by proposed legislation or other regulatory measures
- Providing a forum for the exchange of views among computer users and between computer users and the computer industry
- Co-operating supporting or joining with, or in, other organisations with similar purposes
- Undertaking other activities beneficial to the Group

In order to further its purposes the Group shall have the rights, powers and privileges of a natural person.

PC UPDATE

SEPTEMBER 2013 • VOLUME 30 • ISSUE 8

EDITORIAL PANEL

Lance Lloyd, Sharman Grant, Jan Weiner, Charles Wright

EDITOR

Katharine Shade, CCE Design
editorpc@melbpc.org.au

ART DIRECTOR/DESIGNER

Katharine Shade, CCE Design

CONTRIBUTORS

Terry Lane, Dick Maybach, Ian Rankin, George Skarbek, Fleur Stephens, John Swale, Julie Parkes

SIG Coordinator: Jan Weiner

Sig Reports: Paul Addis, Richard Balsillie, Clive Chatfield, Craig Evans, Susan Jensen, Con Lilley, Jean de Neef, Kathy Rouse, John Sapsford, Stephen Tidswell, Jan Weiner

Calendar and Maps: John Swann



PUBLISHED BY

MELBOURNE PC USER GROUP INC.

Suite 26, Level 1, 479 Warrigal Road
Moorabbin, VIC 3189

Office hours: 9am-5pm

Phone: (03) 9276 4000

Email: office@melbpc.org.au

Office Manager: Dianne Vogt

Office Staff: Julie Ackland, Lauren George

COPYRIGHT

Melbourne PC User Group Inc. reserves all copyright in the content and design of *PC Update* (this publication).

PC Update must not be republished in whole or in part using print, electronic or any other formats (including optical and flash media together with the internet).

You may make a copy of part or all of *PC Update* on your local computer for your own use, and print a hard copy of *PC Update* for your own use, provided that you do not remove any copyright notice on any page. You may not, in any form, or by any means:

- cause any of the material in the *PC Update* to be framed or embedded in a website,
- commercialise any material in *PC Update*,

- otherwise reproduce, adapt, store in a retrieval system, transmit, print, display, perform, publish or create derivative works from any part of the content or design of *PC Update*, except with our prior written consent or as permitted by applicable copyright legislation.

Members who breach copyright will forfeit their membership rights and may be subject to legal action from the authors and copyright holders.


Copyright © 2013 Melbourne PC User Group Inc. and individual authors. Except where otherwise stated, all material is the copyright of the author. Contributions from authors may not be copied without the author's written permission.

Melb PC:	Directory	4
Columns:	<i>PC Update</i> Editor's Report	5
Melb PC:	Management Committee	7
Columns:	Melb PC President's Report	8
Melb PC:	Membership	10
	Calendar	12
	Monthly Meeting	14
	How to Get Help	16
	Notices	18
Articles:	Android Apps for Gliding – George Skarbek	20
	HTML 5: Some new additions – Fleur Stephens	24
	Photo Competition – Terry Lane	28
	Digital Photography Editing – Dick Maybach	32
	Featured SIG: Northern Suburbs Linux – By Paul Addis	34
Columns:	Monthly Disc – Ian Rankin	38
	Random Access – John Swale	42
	Q&A – George Skarbek	45
SIGS:	Local/General and Special Interest Groups	47
	Group Reports	48
	Group Details	58
Melb PC:	Melb PC Application Form	64



Page 20: Apps for Gliding

“For a glider pilot – flying without an engine – knowing that you can glide home without needing to find rising air currents is very important.” – George Skarbek



Page 30: The return of the photo competition

iHELP (See [page 16](#) for more details.)

iHelp

The main iHelp system for Melb PC members:
<http://ihelp.melbpc.org.au/helpdesk/iuser/index.asp>

First Aid and Internet Help Line

For simple and urgent problems.
(03) 9276 4088, Monday to Friday 10am – 3pm.

Help via Email

help@melbpc.org.au
If no web page access.

Dial Help

Volunteer list: <http://www.melbpc.org.au/help/>

ONLINE SERVICES

Internet Service

Melbourne Local Access (03) 9697 4000

Intranet Service

Melbourne Local Access (03) 9697 4004

Melb PC Home Page

<http://www.melbpc.org.au>

Internet Services Page

<http://www.melbpc.org.au/isp/>

MANAGEMENT COMMITTEE

committee@melbpc.org.au

President

Charles Wright president@melbpc.org.au

Vice-President

Don McKenzie vicepresident@melbpc.org.au

Treasurer

Stephen Tidswell treasurer@melbpc.org.au

Secretary

Ian Rankin secretary@melbpc.org.au

Members

Sharman Grant sharman@melbpc.org.au

Stewart Gruneklee stewartg@melbpc.org.au

Harry Lewis halewis@melbpc.asn.au

Lance Lloyd lance.melbpc@fastmail.fm

Cindy Perry colouroz@optusnet.com.au

Jan Weiner weijan@westnet.com.au

Roger Wragg rdwragg@fastmail.fm

HONORARY LIFE MEMBERS

Ray Beatty

Lloyd Borrett

Dave Botherway

Douglas Brooke

Sean Clarke

Thomas Coleman

William Dair

Guiseppe De Simone

Bruce Elliott

Bill Ford

John Hall

Stan Johnstone

Philip Lew

Barry Martin

Barry McMenemy

John Morris

Ash Nallawalla

Ian Rankin

George Skarbek

Peter Smith

Richard Solly

John Swale

Gary Taig

Ken Thomas

David Webster

Ian Webster

Yvonne Webster

Glen Webster

Charles Wright

SUBMISSIONS

Email your submissions as file attachments to editorpc@melbpc.org.au. Standard document formats are accepted (e.g. .txt, .rtf, .doc, .docx). Please keep formatting to a minimum.

Accompanying graphics should be separate high-quality JPG or PNG attachments – NOT embedded in the document.

Members' free ads must be technology related and include the member's full name.

AUTHOR RELEASE

All authors must lodge a completed submission form, available from <http://ccedesign.com.au/melbpc/release-form>.

SUBMISSION DEADLINES (NOTE NEW DATES)

October issue:

6 September (13 September for SIG reports)


November issue:

11 October (18 October for SIG reports)

Unless other arrangements are made with the editor.

PC Update Editor's Report

September 2013



By Katharine Shade
editorpc@melbpc.org.au

Melbourne PC User Group started at a time when computing meant staring at a glowing monochrome green screen typing DOS commands (unless you went the Apple route). Games meant Klingons were represented by a +K+, or if you were lucky you controlled an 8-bit Leisure Suit Larry. A "portable" computer meant it might fit in a suitcase, and your data was stored on audio cassette tapes, or later, 5.25 inch floppy discs (which were actually floppy).

Computers and associated devices have greatly evolved since then and the new generations in particular increasingly treat their computers as everyday tools rather than a specific hobby device to get excited about.

The average teenager today may be a whiz at uploading messages and photos to Facebook/Twitter/Vine/Instagram/Snapchat etc, but struggle when they need to safely backup their data or get rid of spyware and viruses.

Melb PC needs to evolve to more closely reflect Melbourne's demographics as well as this reach of technology into almost every aspect of our lives.

To some extent Melb PC is doing that, with the move away from the focus on the box on the desk and onto more general technology, in particular smartphones and tablet devices. And the current lack of younger people is starting to be addressed with the creation of the LAN-slide gaming SIG and their successful gaming days.

But there's a large demographic, to which I belong, that the group is clearly not addressing from a marketing aspect.

Even if women are less than fifty per cent of computer/technology users/enthusiasts in the wider community, it's nothing like the percentage in Melb PC, which I understand to be closer to ten per cent.

All of this leads to the question – what can Melb PC do to increase the number of women members, particularly via the SIGs, so as to more accurately reflect Melbourne's demographics?

Melb PC's President Charles Wright made it very clear when the current committee was being assembled that he thought women represented a growth area and he was very keen to see this happen.

Are existing SIGs particularly unappealing to women, even if it's purely because of the self-perpetuating nature of demographics? (No matter how enlightened the guys are, if there's only two women at a meeting of 60, it just won't have the same appeal to most women as one that is closer to 50/50).

Should we create a women-focused SIG where those who do feel a little intimidated in the current environment can have somewhere more comfortable to meet?

Or is a better approach to look at the subjects of the SIGs, see what is not being covered due to the gender imbalance and create new SIGs that

[continued...]

[...continued]

will tend to largely self-select on gender?

This is the approach taken by the gaming SIG – identify a gap in the membership demographics (younger people) and fill it via a SIG which will attract them.

What we need is to do some brainstorming on this approach and others. I (along with other interested members) am proposing that as an initial step we have a focus-group meeting.

No new SIG at this stage, no commitments, just a one-off informal get-together. The aim is to find out what our female members (and potential members) are interested in that is just not being

covered by the group, and how it could evolve to become more inclusive by considering things like the creation of new SIGs, better targeting of new members, and identifying anything within the group which is acting as an impediment to this inclusiveness.

With that in mind, I would appreciate feedback on these issues in general, as well as expressions of interest in attending the focus-group. Please contact me at editorpc@melbpc.org.au.

Again, no commitment, just open lines of communication, whether that be in person or via email/phone. ☺

PC Update deadlines

Type of Copy/ Timeline	September	October
Articles for publication; feature articles, reviews, letters to the editor, member ads	6 September 2013	11 October 2013
SIG Reports	13 September 2013	18 October 2013
PC Update available for download	25 September 2013	30 October 2013

Letters

Congratulations, you do a remarkably great job with *PC Update*. I wish I had more time to read it and put more of the info to good use.

I also get *ACA Choice* and have the same problem with that, and the *Melbourne Age*.

It is a real problem for us retirees.

Many thanks.

Charles Adams

I just had to write and tell you what beautiful work you do with the Melbourne newsletter layout.

I have a collection of user group newsletters that I'm reading tonight. Yours is incredible. It is readable, enormously attractive and inviting to readers. Of course, I know this is the business you are in, and I can see why it is a success.

Thank you for making the newsletter available to me each month.

**Linda Gonse, Editor/Webmaster
Orange County Users' Group**

MANAGEMENT COMMITTEE



PRESIDENT
Charles Wright
president@melbpc.org.au



VICE-PRESIDENT
Don McKenzie
vicepresident@melbpc.org.au



TREASURER
Stephen Tidswell
treasurer@melbpc.org.au



SECRETARY
Ian Rankin
secretary@melbpc.org.au



committee@melbpc.org.au



MEMBER
Sharman Grant
sharman@melbpc.org.au
Legal and Compliance



MEMBER
Stewart Gruneklee
stewartg@melbpc.org.au
Monthly Meetings



MEMBER
Harry Lewis
halewis@melbpc.asn.au
iHelp Liaison




MEMBER
Lance Lloyd
lance.melbpc@fastmail.fm
Memberships and Marketing



MEMBER
Cindy Perry
colouroz@optusnet.com.au
Volunteers



MEMBER
Jan Weiner
weijan@westnet.com.au
SIG Coordinator



MEMBER
Roger Wragg
rdwragg@fastmail.fm
Building and Maintenance

Melb PC President's Report

September 2013



By Charles Wright

If there's one thing that has been sadly lacking from the ever decreasing number of volunteers working for Melb PC in recent years, it's been enthusiasm.

We've had a tough 18 months trying to get things back in order after years of what I can only describe as entrenched neglect and the more spectacular antics of 2011/2012 which had a huge impact on our finances and our collective state of mind.

This month, however, marked what I hope will be the beginning of a major turn-around in attitudes.

The watershed moment came during the SIG leader's conference at Moorabbin. We've had two of these conferences this year to improve communications and gather ideas – just one indication of our determination to engage members in brainstorming and decision-making – and we should thank SIG co-ordinator Jan Weiner in particular for

her outstanding effort to organise them both.

I think it's fair to say that those who came along last month weren't expecting to be inspired. I wasn't expecting it myself. But possibly for different reasons, I think everyone came away from that event with a completely different perspective on what is going on, and what is possible.

So much of what the committee has been doing this year has been largely invisible to members. We've had to knuckle down and tackle a huge number of urgent problems with the club's finances, procedures and infrastructure, rather than concentrate on our plans for improvements.

But at the same time as we've been identifying inefficiencies and extravagances and remedying them all, we have been pushing slowly ahead on establishing the groundwork for a completely revitalised club.

The free workshop on building a PC was the first venture into new activities.

Another involves exploring the potential for new markets. We are planning to hold a focus group on involvement of women members and the potential for a new SIG focused on their interests. For more information see Katharine's editorial.

In October or November, we also hope to have a workshop on Windows 8, following the release of Windows 8.1, possibly in Camberwell.

We've spent months and held many meetings under Lance Lloyd's leadership to put together a marketing plan. That was unveiled in a preliminary form at the SIG Convenors' Conference, and it created a lot of interest.

Another presentation that captured attention was an exhaustive examination by Harry Lewis

BREAKING NEWS **Our Melb PC Newsgroups**

Questions were posted and help given for a number of technical problems including settings in Thunderbird email, computer password recovery utilities, difficulties using Microsoft Access 2013 and adding a photo to a web page. Our experienced technical folk in the newsgroups were happy to help.

** Computer questions are asked and puzzlements are solved at all hours (24/7) by the newsgroup community (Anywhere, Anytime SIG).*



MELB PC PRESIDENT'S REPORT

on the progress of the roll-out of our new email service. He and James Cox and the office staff have faced a heavy workload and a lot of unexpected difficulties, but fortunately, with the help of Craig Mattson, we've been able to come up with solutions, and we will be able to accelerate things pretty shortly.

But it was Craig's other activities that really captured the imagination of everyone – and not just because his PowerPoint presentation, enlivened by 3D figures and animations was so entertaining.

Craig has been working closely with Don McKenzie on cataloguing all of our needs for a website – one that would manage the capture and presentation of *PC Update*, SIG meetings, monthly meetings, calendar and diary events, and membership details.

The domain model that he has come up with is basically a portal that will allow members to track whatever SIGs or other events they might


be interested in, allow SIG conveners to record attendances and create blog posts for their individual communities and communicate with each other with facilities like web conferencing.

The backend management system will reduce office involvement in generating print material.

The new site will allow PCs, iPads, Android devices and Windows Surface devices to access *PC Update* immediately an edition is published.

The fact that Craig was able to demonstrate live the uploading of a *PC Update* edition and have it replicated on the variety of devices that he distributed to the meeting indicated just how powerful the new website will be.

There is a lot of work that will have to be done to make it happen, and we desperately need more volunteers to help with the work, but after Craig launches the *PC Update* portal at the monthly meeting – a great reason to attend, by the way – we are hoping that some other elements will be in place for members to start using by late October. ↻

		ABN 43 196 519 351 (Victorian Association Registration No. A0003293V) Unit 26, 479 Warrigal Road, Moorabbin VIC 3189 Telephone: (03) 9276 4000 Email: office@melbpc.org.au Web: www.melbpc.org.au		PCUPDATE Subscription for print version									
Name				Membership Number									
Address				Current Contact Email Address									
Suburb			Post Code		Phone								
For Month	Feb	Mar	Apr	May	Jun	Jul	Aug	Sep	Oct	Nov	Dec	Total Amount	\$ _____
Price: \$4.00 per magazine if you collect it from the office or purchase at the monthly meeting. Add an Extra \$1.00 postage and handling if we mail your order. Price for a yearly subscription is \$55.00 inc mailing to your home address.													
Please note current members receive a \$10 discount on the full year subscription.													
Payment Details													
Name on Card				Expiry Date on card				Signature				Date	
/ /				/ /								/ /	



Membership Drive

Introduce a new member*

to Melbourne PC User Group

and receive credit towards your membership fees.

Dear Member, your friend will receive all the benefits you already enjoy—the digital magazine [PC Update], the help lines, the Special Interest Groups (SIGs), the monthly meetings, workshops, discounted products, email addresses and access to mobile broadband—and you will be helping your club to grow.

Each new member* you enrol gives you **two months' credit** towards your membership renewal (approx. \$12.00 value against a full membership). The more new members you enrol, the more credit towards your next membership renewal. No limits apply.

You know how much you enjoy being part of Melbourne PC User Group. So why not bring along a friend to enjoy it too? Prospective new members are always welcome at the monthly or SIG meetings.

And every time you enrol a new member, you get 2 months' credit registered against your next membership dues.

(*This does not include family members and anyone re-joining within 12 months of leaving Melb PC)

INVITATION

Interested in Computers and Technology?

You are invited to attend the Monthly Meeting of
the Melbourne PC User Group on

The first Wednesday of the Month

@ Unit 26, 479 Warrigal Road, Moorabbin (Melways 78 C8)

PROGRAM

- **Q&A with Barry Martin**—your computer questions answered
- **President's Report**—Charles Wright's update on club news
- **Presentation**—one or two relevant presentations by guest speakers on technology news. Past presentations have covered Intel processors, GPS mapping with TomTom, 3D printing, Microsoft, Samsung, Gigabyte motherboards and how smart meters work.

MELB PC APPLICATION FORM



MELBOURNE PC USER GROUP INC.

office@melbpc.org.au www.melbpc.org.au
 Unit 26, 479 Warrigal Road, Moorabbin, Victoria 3189
 Phone: (03) 9276 4000

"Members helping Members"

MEMBERSHIP APPLICATION FORM

Title	First Name	Last Name
Address		
Suburb		Post Code
Phone	Mobile Number	
DOB	Preferred Email Address	

Annual Membership Fees

Individuals	\$65 each
Students/Pensioners*	\$50 each
Additional Family Members (excludes relatives or friends)	\$12 each
TOTAL	

Additional Family Members

Name Signature

Name Signature

* Students must attach a photocopy of their student card or letter from their educational institution confirming full student status.

* Pensioners must attach a photocopy showing both sides of their Centrelink Pension Concession Card. Change of family member(s) must be identified in writing to the club secretary.

I hereby apply for membership of Melbourne PC Users Group Inc. (A000329V) and agree to abide by its rules while I remain a member.

Signature _____ Date / /

Payment Details

Name on Card	Expiry Date
<input type="text"/> <input type="text"/> <input type="text"/> <input type="text"/> <input type="text"/> <input type="text"/> <input type="text"/> <input type="text"/> <input type="text"/> <input type="text"/> <input type="text"/> <input type="text"/> <input type="text"/> <input type="text"/> <input type="text"/> <input type="text"/>	<input type="text"/> <input type="text"/> <input type="text"/> <input type="text"/> <input type="text"/> <input type="text"/>
Signature	Date
	/ /

Email User Name Selection

List the user ("login") names you would like in order of preference. Write very clearly, to avoid our confusing certain letters. User names are expressed in lower case letters and must represent you real name in some recognisable way e.g. "John J. Jones" might request user names such as "john", "johnj", "jjones", etc. Any user name that is already allocated or deemed unsuitable in the opinion of the system administrators will not be allocated.

Choice 1. _____

Choice 2. _____

Choice 3. _____

Choice 4. _____



Melbourne PC User Group (Melb PC) started in 1984 and today we have over 5,500 members – making us the biggest Personal Computer group in Australia, perhaps the world. Our motto is *Members helping Members* – we all support each other. Melbourne PC is a not-for-profit incorporated association and we run the group on a volunteer basis.

MEMBER FACILITIES

Members can enjoy our modern, well-equipped facility at Moorabbin – located South East of the CBD. Moorabbin Club Rooms have free WI-FI, the club hosts Gaming Groups, Computer Workshops – Special Interest Groups (SIG's) at Moorabbin and in other parts of Melbourne and Victoria, free online or dial help to all our members we also publish a magazine once a month, PC Update. Visit the Club library, which boasts hundreds of the latest computer books and magazines.

INTERNET SERVICES

ADSL from \$29.95 via iiNet (Westnet)
 Business Mobile Broadband via Optus \$17.50 per month shaped 2GB (suitable for both iPad's & Tablets) Payable annually

VOLUNTEER HELP

Volunteers give their time freely to help others. Dial Help is a list of members who can help with over 100 topics.

MAGAZINE

PC Update, our award-winning colour magazine available 11 times a year. Articles by fellow members and invited experts increase your knowledge about computers and converging technologies. Become a contributor!

COMMUNICATIONS

An email account hosted at melbpc.org.au webmail which can also be accessed from any mail reading application such as gmail, outlook, thunderbird etc.

Access to the Melb PC newsgroups and a discussion forum where you will find a friendly, helpful bunch of people. Discussions include computing and almost every other topic under the sun!

HIRE OF FACILITIES

We have a modern, well equipped training room for 12-20 learners and a conference room that doubles as a LAN gaming facility seating 170 conference style, plus a smaller meeting room for 12. For bookings and pricing contact the office on (03) 9276 4000.

MONTHLY MEETINGS

On the first Wednesday of the month (Feb to Dec) our members get together for an entertaining evening where experts present new programs, you can discuss your computer problems – and win big prizes in the raffle.. Visitors welcome.

MEMBERS

Our members come from both sexes and all age groups, occupations and computer skill levels. Our premises are wheel-chair friendly.



In the evening there is lift access to the 1st floor from the carpark.



What's On In September 2013

Js13

Sunday	Monday	Tuesday	Wednesday	Thursday	Friday	Saturday
1	2 Melb PC Committee	3 North East Genealogy (10am - 12.45pm)	4 Monthly Meeting Melb PC H.Q. Moorabbin 7pm sharp	5 AdobeVideo (1.30pm - 4pm) Ballarat (7.30pm - 9.45pm) Sunbury Daytime (New Users 9.30am)	6 Essendon (Main Meeting 9.30am) Multimedia (MHE) (Wadham House 10am) Deadline for October PC Update articles.	7
8 Mt Waverley East Workshop (10am - 2pm)	9 Access (6.30pm - 8.30pm) Wyndham (General 7.30pm - 9.30pm)	10 WASINT (10.30am - 12.30pm) Everything Apple (2pm - 4pm) Linux Workshop (4pm - 7pm) Linux (7pm - 9.30pm)	11 Video Production (Sony Vegas 10am) Communications (7pm - 9.30pm) Microcontroller (7pm - 9.30pm) East (7.30pm - 10pm)	12 E-Book (7pm - 9.30pm) NeDay GIG (Includes Photography - Digital Imaging Ivanhoe 10am - 12noon) Sunbury Daytime (New Users 9.30am)	13 Casey PC (Narre Warren Library 12.30pm - 3pm) Essendon (Open Forum 9.30am) Hardware (Wadham House 10am) Deadline for October PC Update SIG reports.	14 Making Money On The Internet (10am - 12noon) Microcontroller Workshop (12noon - 5pm)
15 MACE (10am - 2pm) Beginners East (10am - 12.30pm) Genealogy (1pm - 3.30pm) Macedon Ranges (Gisborne 2pm - 4pm)	16 Graphics (7pm - 9.30pm) Nth Subs Linux (7.30pm - 9.30pm) Peninsula (Meeting 9.30am Graphics W'shop 12.30pm Genealogy 2.30pm)	17 Wyndham (Multimedia 7.30pm)	18 Everything iPad / iPhone (2pm - 4pm) North East Android (Ivanhoe 10am - 12noon) Melb PC Marketing (sub-committee 7.30pm)	19 Music (7.30pm - 9.30pm) Bayside (10am - 12 noon) Sunbury Daytime (General Meeting 9.30am)	20 Essendon (Check website for meeting details. 9.30am) Photoshop (Digital Images Wadham House 10am)	21
22 Web Design (3pm - 5pm)	23 Video Inner East (Balwyn 7pm - 9.30pm)	24 Programming (6.30pm - 9pm) North East (Evening 7.30pm - 9.30pm) Yarra Ranges (Meeting 9.15am Workshop 11.30am)	25 Video Production (Pinnacle 9.30am) Essendon (7pm - 9pm)	26 Sunbury Daytime (Maintenance 9.30am. Meeting also held on a 5th Thursday)	27 Casey Workshop (Narre Warren Library 12.30pm - 3pm) Raspberry Pi (Wadham House 10am)	28 Microcontroller Workshop (12noon - 5pm)
29	30	Have A Question Post it on a Newsgroup http://groups.melbpc.org.au/~anywhere/		Colour Codes Black: SIG meetings at Melb PC H.Q. Moorabbin. Blue: SIG meetings held at other locations.		

For more information on group details and activities, go to <http://groups.melbpc.org.au>



What's On In October 2013

Js13

Sunday	Monday	Tuesday	Wednesday	Thursday	Friday	Saturday
<p>NOTE: October's calendar has not been finalised and is subject to change.</p>		<p>1 North East Genealogy (10am - 12.45pm)</p>	<p>2 Monthly Meeting Melb PC H.Q. Moorabbin 7pm sharp</p>	<p>3 AdobeVideo (1.30pm - 4pm) Ballarat (7.30pm - 9.45pm) Sunbury Daytime (New Users 9.30am)</p>	<p>4 Essendon (Main Meeting 9.30am) Multimedia (MHE) (Wadham House 10am)</p>	<p>5</p>
<p>6</p>	<p>7</p>	<p>8 WASINT (10.30am - 12.30pm) Everything Apple (2pm - 4pm) Linux Workshop (4pm - 7pm) Linux (7pm - 9.30pm)</p>	<p>9 Video Production (Sony Vegas 10am) Communications (7pm - 9.30pm) Microcontroller East (7.30pm - 10pm)</p>	<p>10 E-Book (7pm - 9.30pm) NeDay GIG (Includes Photography - Digital Imaging Ivanhoe 10am - 12noon) Sunbury Daytime (New Users 9.30am)</p>	<p>11 Casey PC (Narre Warren Library 12.30pm - 3pm) Essendon (Open Forum 9.30am) Hardware (Wadham House 10am)</p>	<p>12 Making Money On The Internet (10am - 12noon) Microcontroller Workshop (12noon - 5pm)</p>
<p>Deadline for November PC Update articles.</p>		<p>Melb PC Committee</p>				
<p>13 Mt Waverley East Workshop (10am - 2pm)</p>	<p>14 Access (6.30pm - 8.30pm) Wyndham (General 7.30pm - 9.30pm)</p>	<p>15 Wyndham (Multimedia 7.30pm)</p>	<p>16 Everything iPad / iPhone (2pm - 4pm) North East Android (Ivanhoe 10am - 12noon)</p>	<p>17 Music (7.30pm - 9.30pm) Bayside (10am - 12 noon) Sunbury Daytime (General Meeting 9.30am)</p>	<p>18 Essendon (Check website for meeting details. 9.30am) Photoshop (Digital Images Wadham House 10am)</p>	<p>19</p>
<p>Deadline for November PC Update SIG reports.</p>		<p>Melb PC Marketing (sub-committee 7.30pm)</p>				
<p>20 MACE (10am - 2pm) Beginners East (10am - 12.30pm) Genealogy (1pm - 3.30pm) Macedon Ranges (Gisborne 2pm - 4pm)</p>	<p>21 Graphics (7pm - 9.30pm) Nth Subs Linux (7.30pm - 9.30pm) Peninsula (Meeting 9.30am Graphics W'shop 12.30pm Genealogy 2.30pm)</p>	<p>22 Programming (6.30pm - 9pm) North East (Evening 7.30pm - 9.30pm) Yarra Ranges (Meeting 9.15am Workshop 11.30am)</p>	<p>23 Video Production (Pinnacle 9.30am) Essendon (7pm - 9pm)</p>	<p>24 Sunbury Daytime (Maintenance 9.30am. Meeting also held on a 5th Thursday)</p>	<p>25 Casey Workshop (Narre Warren Library 12.30pm - 3pm) Raspberry Pi (Wadham House 10am)</p>	<p>26 Microcontroller Workshop (12noon - 5pm)</p>
<p>27 Web Design (3pm - 5pm)</p>	<p>28 Video Inner East (Balwyn 7pm - 9.30pm)</p>	<p>29</p>	<p>30</p>	<p>31</p>	<p>Colour Codes Black: SIG meetings at Melb PC H.Q. Moorabbin. Blue: SIG meetings held at other locations.</p> <p>For more information on group details and activities, go to http://groups.melbpc.org.au</p>	

Melbourne PC User Group Monthly Meeting

WEDNESDAY, 4 SEPTEMBER at 7pm

Melb PC Headquarters

479 Warrigal Road, Moorabbin, VIC 3189 (Corner Cochranes Rd)

We will have the following events during the evening:

- **Q&A with Barry Martin**
- **President's Report**
- **Raffle draw**

Guest Speaker:

Launch of PC Update Web Portal

Craig Mattson, Melb PC Member and Co-Convenor of the Gaming SIG, has been working hard for the club on a few fronts and tonight will launch the *PC Update* Web Portal that he has been working on for some time.

In addition to working as a standard website on your desktop, it will also display correctly on your tablet devices – so bring along your own

device and you can follow along with the demo and learn how to download the magazine with ease. Craig has written a Windows 8/ Windows RT app which will notify you when new issues are released, like many of your other tablet applications already do.

Guest Speaker: Play on Word

Colin Abbott, Melb PC member, memorable for his bicycle ride around Australia, will show us multitude of useful and sometimes quirky hints and time-saving tricks that can be done in Microsoft Word for Windows.

If you use Word, no matter whether you are a beginner or experienced user, there will be something to learn from this exposé of Word.



MELBOURNE PC USER GROUP INC.

Suite 26 Level 1

479 Warrigal Road

Moorabbin, VIC 3189

In the evening there is lift access to the 1st floor from the carpark.

Public transport options

Public transport users can take Smart Bus 903 from several train stations.

The closest are:

- **Mentone station on the Frankston Line (5 minutes away).**
- **Oakleigh Station on the Pakenham/ Cranbourne line (10 minutes away).**

September Raffle 2013



Winner gets first choice



1st prize:
LaCie 1TB CloudBox - home media and cloud storage

2nd prize:
ASUS N600 dual-band wireless router

3rd prize:
Raspberry Pi and power pack

4th prize:
Targus 16" laptop carry case

5th prize:
PC cleaning kit with Sprayduster

Tickets:

\$2 each or 3 for \$5

Melb PC User Group's Email Service

Melb PC's email service is changing. Our other internet services are not directly affected by the email upgrade. DialUp, the newsgroups and members' personal web pages are unaffected by the email developments.

Your existing Melb PC username and password will continue to work with all the other services requiring your Melb PC login details.

Members are receiving their login details for the new service (which include a temporary password). A guide to the steps members will need to take was published in the June issue of *PC Update*, starting on page 16. This is a staged process; some members have received their details already, but the process has not yet finished.

Switch-over will not happen for a while yet, as we have to wait until everyone has been set up in the new system and received this information via email.

For updates please go to <http://www.melbpc.org.au/newemail/> and follow the links on that page for any further information you may need.

INTERNET HELP (iHELP)

For members needing assistance, iHelp is a group of “Users helping Users”. Their main role is to sort out Internet or general PC problems. Assistance can be obtained in various ways depending on your connectivity and convenience.

Phone First Aid

This is a telephone support number for simple and urgent problems: call (03) 9276 4088, Monday to Friday between 10am and 3pm.

Outside these hours, or if iHelpers are not available, please leave a message (including your membership details), which will then be transferred to Internet Help for follow up.

If the problem cannot be resolved within 15 minutes it is generally referred to Internet Help, where an appropriate iHelper will follow up the inquiry.

Email Help

For those who cannot access our web pages but can send an email, a request for help with membership details can be sent to help@melbpc.org.au. It is then logged to Internet Help where an appropriate iHelper will follow-up the inquiry.

Internet Help (iHelp)

The main iHelp system for Melb PC members is accessed from the [Internet Services Page](#) on the Melb PC website under the link titled “Internet Help”, which goes to <http://ihelp.melbpc.org.au/helpdesk/iuser/index.asp>.

After entering your Membership Number and First Name, you are able to “Log a Service Request”, with details of your problem.

When an appropriate iHelper is available, they will contact you at your registered phone number or email address, which should therefore be kept up-to-date at the office.

All efforts will be made to ensure someone replying to your request is familiar with the issue, however if the problem cannot be solved to your satisfaction, you may wish to refer to other Group resources as detailed below.

OTHER WAYS TO GET HELP

FAQs

On the [Internet Services Page](#) there is a link to Frequently Asked Questions (FAQs) on using the Melb PC Internet Service. In many cases a solution will have already been documented.

Newsgroups (Anywhere, Anytime SIG)

For those familiar with using newsgroups, we suggest that you subscribe to [melbpc.connectivity](#), [melbpc.computing.misc](#), or [melbpc.general](#).

Alternatively, you can go to the [Internet Services Page](#) and click on the link to Members WebNews and view the same messages through your browser.

SIG Meetings

Most SIGs hold monthly meetings in locations

around Melbourne. These provide the opportunity for one-on-one discussion with knowledgeable local members. Details of SIGs can be found in *PC Update*, or from the [Internet Services Page](#) from the top link titled “Interest Group Pages”.

SIG Workshops

Some SIGs hold monthly workshops, in locations around Melbourne. These provide the opportunity for hands-on assistance with your PC from local knowledgeable members.

Details of SIG Workshops can be found in *PC Update*, or from the [Internet Services Page](#) from the top link titled “Interest Group Pages”.

Please contact the Convener at least 24 hours before attending so they can research the problem,

and bring to the meeting any hardware or software that might be needed.

Monthly Meeting Q&A

At the Moorabbin Monthly General Meeting, besides interaction with other members, there is always a Q&A session hosted by one of the Group's computer experts. If you have a straight-forward question, this is often a good place to get a precise answer with additional feedback from the audience.

Dial Help

The Dial Help service is described here:

<http://www.melbpc.org.au/help/>.

If your problem relates to one of the listed

categories, the relevant volunteer may be telephoned for specific advice. Calls can be made between 9am to 5pm and 6.30pm to 9pm.

Please keep all calls short, particularly during business hours, and don't expect a volunteer to call you back on a mobile phone number.

Home Visit Assist

This service is only for members who are restricted in their activities or mobility. This generally means those with an Age or Disability Pension.

The contact for Home Visit Assist is the Office Phone: (03) 9276 4000, or by email to: office@melbpc.org.au.

Transfer your old analog video files to digital for free at Melb PC headquarters

I have set up a new computer running Windows XP in the Internet lounge. It is not connected to the Internet.

Its only use is for the transfer of analog video from VHS or 8mm videotape to a digital format.

Win XP is used on this machine because it includes a free program called Windows Movie Maker. The members will find this program very easy to use.

You will need to bring a portable hard disk to save your digital video files plus your old VHS tapes. The machine is not moveable and must stay at the clubrooms.

Be aware that one hour of SD videotape will require approximately 12 GB of hard disk space. The transfer is in real time, hence one hour of tape will take one hour to transfer.

Please contact the office on (03) 9276 4000 for an appointment when an instructor will guide you through the transfer process.



Roger Wragg (Building and Facilities Manager)

SIG Convenors' Conference 17 August 2013

By Jan Weiner, SIG Coordinator

The Convenors' Conference was very well attended by most Convenors, with a few apologies. We had several round-table discussions over the course of the day by the attendees, who contributed and discussed many of the issues concerning SIGs.

The overall emphasis of the Convenors' Conference was on the progress within the club and what we expect in the foreseeable future in terms of the many projects underway to improve the value to members. The presentations by the various committee and subcommittee members was very well received and created many comments of approval.

James Cox presented the email situation and explained where the club is at with the proceedings, timeline and the limitations and expectations of this all-important development.

Don McKenzie and Craig Mattson were able to explain the Content Management System that is being implemented to assist in having a reliable and consistent database accessible to those who need to know.

Craig also demonstrated his "App" for downloading *PC Update* to any browser-enabled device. That was an eye-opener!

Lance Lloyd presented his marketing strategies and included the many ideas that SIGs had previously suggested. Lance was able to show the Convenors that they had a role to play and asked for their cooperation in marketing our club.

My sincere thanks to all who attended, contributed and especially the presenters for their significant efforts. There will be a full report next month.

Windows 7 and Windows 8 SIG

We are soon commencing a Windows 7/8 SIG at Melb PC's Moorabbin HQ, hopefully in September. Please keep an eye out for a notice which will be emailed to SIGs as well as included in the next issue of *PC Update*.

I have one knowledgeable member as Windows 7/8 SIG Convenor prepared to be involved and we need at least another support person in this venture. With more helpers the load is shared and more people get the assistance required. Like all new systems, some find them harder to adapt too until shown the way to tame them.

Can you assist at some level and help those who are finding these systems a bit difficult please? Your input and contribution is once a month at Melb PC's HQ.

Though I tutor both these O/S I am no expert as I am self-taught, and I strongly believe in making any type of computer user-friendly.

There are many experienced members who could share their knowledge and assist even for one or two meetings, which would be invaluable help at this time for the SIG. Please consider what you could offer.

If you have any interest in this SIG, in any capacity, could you please contact me direct at weijan@westnet.com.au or (03) 9560 6924 and I can update you as things progress with the implementation of this SIG.

Jan Weiner, SIG Coordinator

LAST CHANCE!

Do you want the Monthly Disc to continue?



Everyone by now should know that Ian Rankin, after a dozen or more years, has retired from preparing the Monthly Disc, with this month's being the final one. Do you want this service of Melb PC to continue?

The Monthly Disc contains 30-50 freeware programs which have been selected and assessed to provide users with a range of programs they might need. The DVD also contains a raft of information about the club such as a video of the previous Monthly Meeting (including Q & A sessions, President's Address and main speakers) plus other club information, which includes the last year or so of *PC Updates*.

We realise that the work that Ian has been doing is equivalent to six to ten people, so if it's to continue we need members to volunteer for the **Monthly Disc Team**. You need to have an interest in any number of the following: finding software, testing software, writing descriptions, HTML editing and disc production.

Are you willing to help? Ian will help the new Team to take over and continue the DVD production into the future.

Please email the office or me at lance.melbpc@fastmail.fm to volunteer or for more information. Without an energetic set of volunteers we will lose this valuable Melb PC service!

Lance Lloyd



Android Apps for Gliding

By George Skarbak

Today's smart phones are more powerful than PCs were about a decade ago. They can do vastly more than make just phone calls and play simple games. All have Internet and GPS, as well as cameras that are better than any compact camera that was available just five years ago. With the processing power, memory, storage and good battery life there is a vast number of very useful applications (apps) available.

As someone who has been flying gliders for decades, I thought that I could illustrate how far these apps have progressed by giving a few examples in a narrow category, namely glider instrumentation.

Although most gliders have good instrumentation, as a backup one can have very good and fully functional instrumentation in your phone. I will comment on a few apps that I have tried. All of

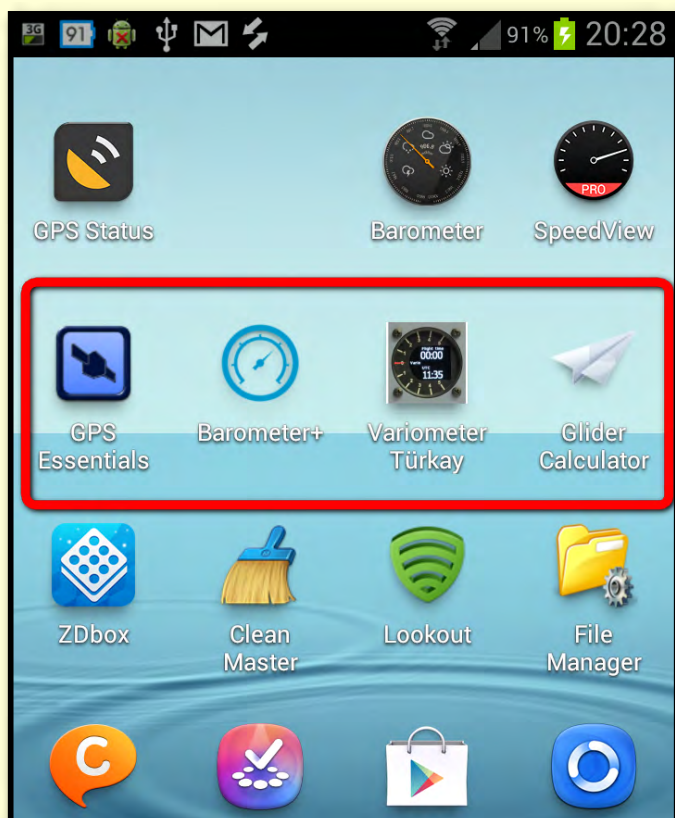


Figure 1. Samsung 3 with barometric pressure sensor

these apps are free.

All the attached screen dumps are from a Samsung S3, which has a barometric pressure sensor (see Figure 1).

I briefly tested these apps when I flew at Bacchus Marsh. I was in the club's very new glider for my first flight and I preferred to fly it rather than play with the phone and performing screen dumps in the few minutes available. Consequently all screen dumps were taken from my car. However, they should be indicative of what is available in flight.

Barometer, Altimeter and Hygrometer

The first and the simplest is an app called Barometer, Altimeter and Hygrometer (Figure 2).

By entering an international airport code, such as YMMML for Melbourne airport, you can have it set current barometric pressure to ensure very accurate reading. The altimeter app is extremely accurate when comparing it to the brand new and calibrated altimeter in the glider. It has a number of other features.

See <https://play.google.com/store/apps/details?id=pl.baggus.barometr> for the app and more details.

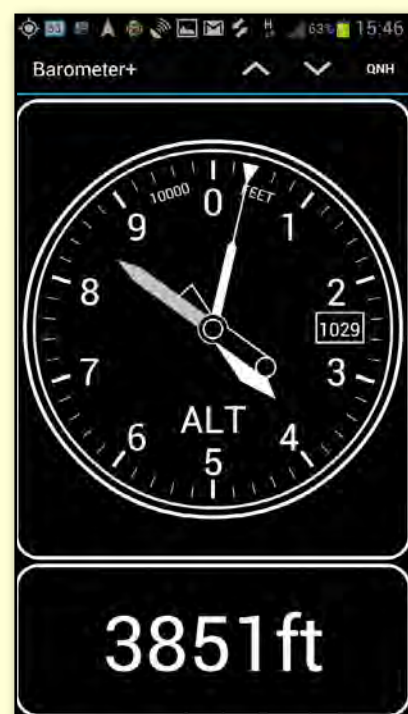


Figure 2. Barometer, Altimeter and Hygrometer

Glider Calculator

Another very simple app is the Glider Calculator (Figure 3). It gives the glide angle back to a set point, which usually will be the airfield. For a glider pilot – flying without an engine – knowing that you can glide home without needing to find rising air currents is very important. This app is extremely easy to use and appears to be accurate. See <https://play.google.com/store/apps/details?id=com.sugarHouseDev&hl=en>

Variometer Turkey

Variometer Turkey is an accurate variometer full of features, including audio output (Figure 4). A variometer is an instrument that indicates the rate of climb or rate of sink. For glider pilots, this is by far the most watched instrument during normal flight. The audio output produces a sound whose frequency varies with the rate of climb, enabling the pilot to keep a look out for other aircraft rather than just looking at the instrument panel.



Figure 3. Glider Calculator

This app is very accurate compared with the new variometer in our new DG 1001 glider. I had my phone in my pocket for most of the flight and the two variometers sounded like a stereo unit. You can enter your name, glider registration, etc and it can produce an internationally accepted GPS file, onto an SD card if required, that can be uploaded to online contest site where glider pilots from all over the world upload their flights.

This app has moving maps, audio, and many other features. A very impressive app indeed. See <https://play.google.com/store/apps/details?id=com.variometer> for more details.

[continued...]



Figure 4. Variometer Turkey

[continued...]

You can watch a 1,000 km flight by one member from my club. See <http://www.onlinecontest.org/olc-2.0/gliding/flightinfo.html?dsId=2808920>

GPS Essentials

GPS Essentials is a very large program which does a hell of a lot (Figure 5). It shows very many navigation values. It also has an audio variometer, which has a different sound to alert you when you are sinking.

The glide angle is expressed as a percentage. This means for a 40 to 1 glide angle it will read 2.5 per cent. A number of club gliders have such a ratio or better. Higher performance gliders have a glide angle of about 50 to 1 or more. At 50 to 1 means that flying at a constant speed of about 100 kph, you will lose one meter in height when covering a distance equal to the length of an Olympic swimming pool, or from a modest height

of 1000 metres (3,300 ft) you can glide for 50 km. For more details see

<https://play.google.com/store/apps/details?id=com.mictale.gpsessentials&hl=en>

Having these apps installed on your android phone will mean that if the battery in the glider or the instruments fail, you can find your way and soar home safely. ☺

Related iPhone apps include:

- Winpilot (www.winpilot.com)
- motionx (<http://gps.motionx.com/iphone/overview/>)
- ivariometer (http://ks0ft.com/?page_id=8)
- SkyLogger (<http://www.skywind.eu/>)



Figure 5. GPS Essentials home screen GPS Essentials – Compass

GPS Essentials – Dashboard



Photo of DG-1001 © Stan Kasprzyk (flying as the instructor in the back seat) <http://flightlog.seven-alpha.com>. Taken by Tim Kinney from the back seat of the towplane.

BREAKING NEWS – Our Melb PC Newsgroups

We had a discussion about the two planes that did a large amount of damage when they "touch parked" near the Tullamarine terminal. We wondered just who would be in control of those planes as they moved. Our resident air traffic controller and newsgroup member gave us many of the answers.

**We are often first with the news in the newsgroups (Anywhere, Anytime SIG).*

We have 14 newsgroups, each with a different emphasis. You can read some of the newsgroup conversations by logging into <http://forum.melbpc.org.au/newsforum> with your Melb PC username and password.

To read all of the newsgroups, and when you are ready to start a topic, join a conversation or ask for help, you can setup a newsreader utility on your computer. We will help you with this. Here's the place to start <http://member.melbpc.org.au/~anywhere>



HTML 5: Some new additions

**HTML = Hyper Text Markup Language,
a language commonly used when creating web pages.**

By Fleur Stephens

Melb PC Web Design SIG Convener

Web browsers use HTML tags to define the display of content in a page. The first notable version was 2.0, released in November 1995. Over the years changes have been made to HTML, and packages added enabling the use of tables, image maps and frames.

In late 1997 HTML 4 arrived, and it's now the most commonly used HTML package. Used in conjunction with CSS (Cascading Style Sheets), more complex web pages could be created.

Over the next few years HTML 4 was updated several times, but it has been unable to keep up with technological advances. These include audio, video and photographs moving to digital files, and the introduction of CDs, DVDs and digital

cameras. The methods programmers employed for publishing these new files on web pages were tedious and often heavily relied on other languages and pages of code.

Like its predecessors, HTML 5 seeks to simplify tasks that are common practice and tedious. For example, HTML 5 offers a set of new tools simplifying the use of audio, video and user interaction on a website.

The new *video* tag enables the programmer to play a video with a few small lines of code, no longer requiring a third-party plugin. The first line of code initiates the video player, defines the width and height of the player and requests controls for the video player. The second line of code links the video file. The third line of code closes the video player. For example:

```
1 <video width="320" height="240" controls>  
2 <source src="movie.mp4" type="video/mp4">  
3 </video>
```

The *video* tag comes with a host of other options, including:

- autoplay** Automatically starts the video when the page loads.
- loop** Plays the video continuously.
- muted** Mutes the audio of the video.
- poster** Specifies an image to be shown while the video is downloading, or until the user hits the play button.
- preload** Specifies if and how the author thinks the video should be loaded while the page loads.

HTML



HTML 5: SOME NEW ADDITIONS

Source Code: Submit Code »

```
<!DOCTYPE html>
<html>
<body>

<video width="320" height="240" controls>
  <source src="movie.mp4" type="video/mp4">
  <source src="movie.ogv" type="video/ogg">
  Your browser does not support the video tag.
</video>

</body>
</html>
```

Result: W3Schools.com - Try it yourself



Creation of the *audio* tag has greatly improved the ability to add audio to a site. It creates an audio player and, as with the *video* tag, enables the programmer to define controls for autoplay, loop and mute.

Two new, useful and fun HTML 5 features are the *meter* tag and the *progress* tag. *Meter* tag enables the programmer to easily create a meter/gauge, while the *progress* tag creates a progress bar, and both without the usual three pages of javascript.

Perhaps the most notable advance for HTML 5 is


the *canvas* tag, enabling the programmer to draw shapes and images on the site without the use of java.

Semantics have also improved with the addition of five new tags: *nav*, *header*, *footer*, *section* and *article*. Semantics enables a user to gain the most from customising the browser. The user may opt to reduce the size of the article text or enlarge the size of the navigation. This is especially important for those with poor vision, as well as with the increasingly prevalent use of devices with small screens such as mobile phones and tablets.

[continued...]

```
1 function draw() {
2   var canvas = document.getElementById('canvas');
3   if (canvas.getContext){
4     var ctx = canvas.getContext('2d');
5
6     roundedRect(ctx,12,12,150,150,15);
7     roundedRect(ctx,19,19,150,150,9);
8     roundedRect(ctx,53,53,49,33,10);
9     roundedRect(ctx,53,119,49,16,6);
10    roundedRect(ctx,135,53,49,33,10);
11    roundedRect(ctx,135,119,25,49,10);
12
13    ctx.beginPath();
14    ctx.arc(37,37,13,Math.PI/7,-Math.PI/7,false);
15    ctx.lineTo(31,37);
16    ctx.fill();
```

The resulting image looks like this:



Using the Canvas Tag.


Source: https://developer.mozilla.org/en-US/docs/Web/Guide/HTML/Canvas_tutorial/Drawing_shapes

HTML 5: SOME NEW ADDITIONS

[continued...]

My favourite additions to HTML 5 are the drag and drop handlers. Drag and drop enables the user to move portions of a webpage around the page, enabling them to customise a webpage layout to suit their needs.

Though the handler requires scripting, it enables web programmers to achieve something never before achievable. This may lead you to wonder why you are not seeing more new features in the web pages you're visiting. HTML 5 is still new and web browsers are adding more support for HTML 5 daily.

When using a new function provided by HTML 5, a programmer should always check browser compatibility at <http://www.w3schools.com/tags/default.asp> 

```
Example
<!DOCTYPE HTML>
<html>
<head>
<script>
function allowDrop(ev)
{
ev.preventDefault();
}

function drag(ev)
{
ev.dataTransfer.setData("Text",ev.target.id);
}

function drop(ev)
{
ev.preventDefault();
var data=ev.dataTransfer.getData("Text");
ev.target.appendChild(document.getElementById(data));
}
</script>
</head>
<body>

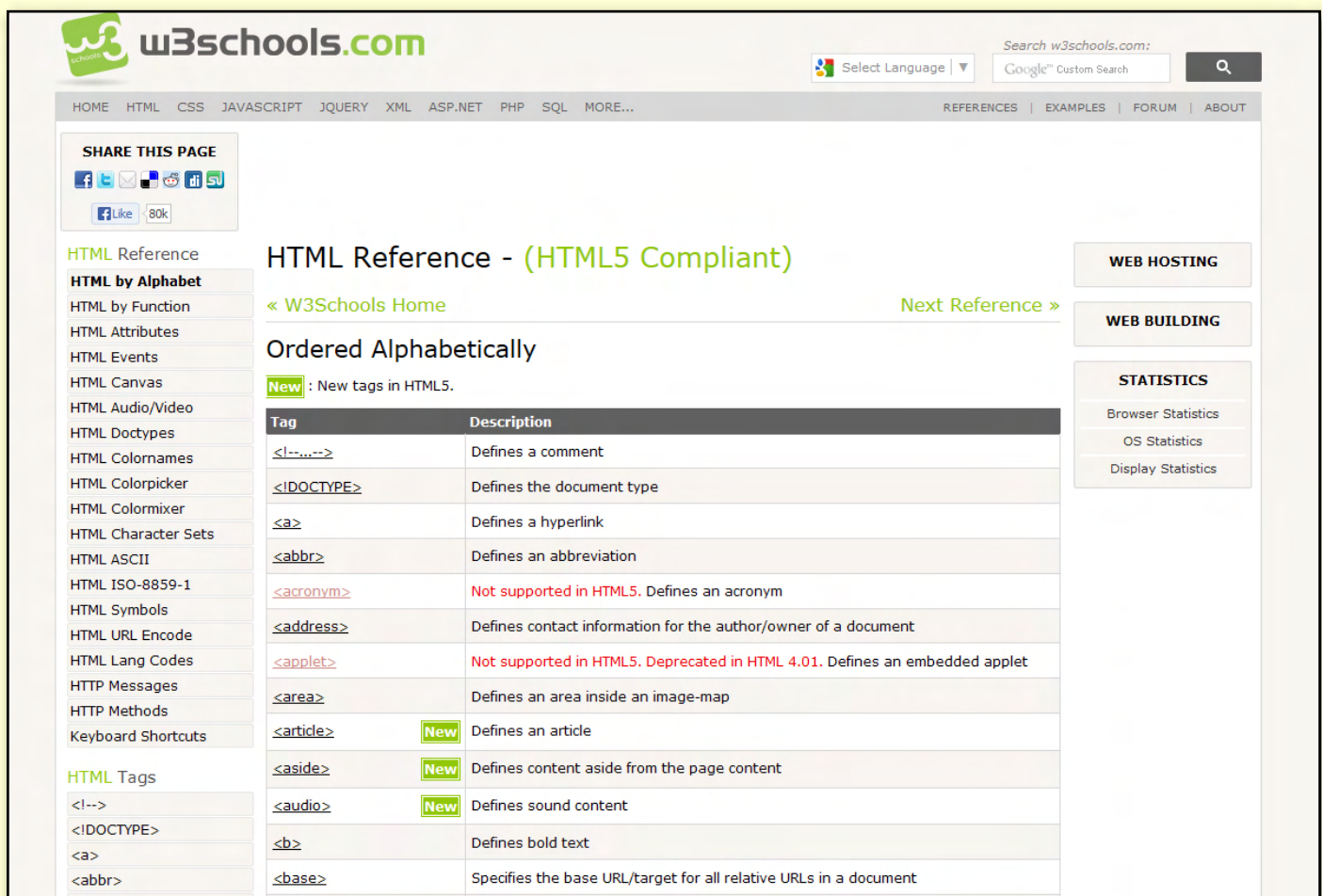
<div id="div1" ondrop="drop(event)"
ondragover="allowDrop(event)"></div>



</body>
</html>
```

Source:

http://www.w3schools.com/html/html5_draganddrop.asp



HTML Reference - (HTML5 Compliant)

Ordered Alphabetically

New : New tags in HTML5.

Tag	Description
<!---->	Defines a comment
<!DOCTYPE>	Defines the document type
<a>	Defines a hyperlink
<abbr>	Defines an abbreviation
<acronym>	Not supported in HTML5. Defines an acronym
<address>	Defines contact information for the author/owner of a document
<applet>	Not supported in HTML5. Deprecated in HTML 4.01. Defines an embedded applet
<area>	Defines an area inside an image-map
<article>	New Defines an article
<aside>	New Defines content aside from the page content
<audio>	New Defines sound content
	Defines bold text
<base>	Specifies the base URL/target for all relative URLs in a document

Source: <http://www.w3schools.com/tags/default.asp>



BUILD YOUR OWN WORKHORSE' PC



DVD OF WORKSHOP SESSION including VIDEO INSTRUCTIONS ON INSTALLING THE OPERATING SYSTEM SOFTWARE

Melbourne PC User Group held the workshop for members and prospective members to build the latest Workhorse PC (a la Charles Wright's Green Guide article). The session was recorded for the benefit of people unable to attend and is now available as a DVD.

The DVD costs \$5 for members and \$10 for non-members. If you would like to receive the disc via mail then there will be an additional \$1 postage fee.

To order the disk please contact the office on 9276 4000 or via email on office@melbpc.org.au



FOR MEMBERS – PLEASE NOTE THAT THE VIDEOS WILL BE AVAILABLE ON THE SEPTEMBER MONTHLY DISC.

Photo Competition



With Terry Lane

Of the seven photographs submitted, the two best are Mt Doreen Window and Local Transport. These are two well-observed and composed photos. Mt Doreen history is also a commendable picture.

I have taken the liberty of editing the Mt Doreen Window image to give better tonality to the view through the window and to darken the stone wall (see following page). By making the wall darker the eye is drawn more powerfully through the window to the framed landscape.

Local Transport is a nicely captured photograph. The colours are brilliant and the small story of the fishing people either leaving or returning adds to the interest.

I have taken the liberty of cropping the photo to remove extraneous visual information and to draw the eye immediately to the centre of interest. The moral here is that this is a really strong photo trying to escape from a weaker one.

It is a pity that the subject is a little cut off at the bottom, but it looks as though there could be an unattractive jetty in the foreground, so judicious in-camera cropping may have improved the photo.

All in all a lovely image.

The other photos are not quite as interesting because they lack a powerful centre to the pictures. The river photo with the rippling water

and attractive rocks has the makings of a lovely picture, but it needs to be taken at the different time of day. Landscape photographers are always either early or late birds. Morning and afternoon light always make for more interesting textures.

Both the sculpture and the sunsets need something extra to make them more than just a spontaneous snap. We have seen so many sunsets that it takes something really different and special to grab the viewer's attention. ☺



*Mt Doreen Window (original).
By Laurie Comeford*

**DO YOU WANT THE PHOTO COMPETITION TO CONTINUE?
If so, send in photos with a technology theme and some ideas of how we
might reward you!**



Mt Doreen Window (edited). By Laurie Comerford

*Taken at Mt Doreen, an old Wolfram mine along the Tamini Track.
They were taken with a simple Canon digital camera.*



Local Transport (cropped). By Lance Lloyd




Local Transport (original).

*Location: Navua River, Fiji
(near village of Navua)*


*Camera: KODAK DC290
Zoom Digital Camera (V01.00)
(purchased in 2000 and
still in operation!)*




Mt Doreen History. By Laurie Comerford



*Mt Bogong Cairn, Sunset.
By Stephen Lake, 31.12.2013*



Tree of Life. By Steve Brown
"Tree of Life" is one of the sculptures alongside the recently opened Peninsula Link freeway at Frankston. It was taken by standing at the base and looking straight up to the skies. It is untouched by any editing software and is "as shot". The camera was a Canon 60D.



*Sunset from Mt Bogong.
By Stephen Lake, 31.12.2013*



*Bogong High Plains Creek.
By Stephen Lake, 31.12.2013*

Digital Photography Editing

By Dick Maybach

A digital camera is far more complex than its small size indicates. In fact, some models have multiple processors to handle the demands of image processing, especially when making movies and photo sequences.

If you were to look at most digital camera sensors under a microscope, you would see something like Figure 1, although with many more coloured squares (typically well over a million), one for each pixel.

This is an array of filters, called a Bayer filter array after the Kodak engineer who invented it. The array covers the sensor, with the result that about half the pixels are sensitive only to light in the green portion of the spectrum, a quarter are sensitive to red, and a quarter to blue (Figure 2).

Typically, the camera records the output of each pixel as a 12-bit "word". The camera's processor converts this data so that each pixel is presented as three 8-bit bytes, one each of red, green, and blue, using data from several adjacent pixels.

Most often, it then compresses the information into a JPEG image to save space on your memory card. This compression technique is lossy; that is,

the result won't be quite as sharp as the original, but for pictures viewed on a computer screen or as reasonably-sized prints you won't see the loss.

If you just upload your photos to your PC or make prints you are missing much of the fun of photography, and your pictures won't be nearly as good as they could be.

If you use a real digital camera (as opposed to one in a smartphone), it most likely came with a CD that has digital darkroom software. With this kind of software you can perform many editing functions such as:

- cropping to improve the composition;
- cropping to remove stray heads, arms, signs etc;
- straightening to eliminate a tilt;
- making the image brighter; and
- correcting the colour or making the colours more vibrant.

Even if your camera is a smart phone, you can use a free program, such as Picasa, available from <http://picasa.google.com/>, to do the same. Windows 7 doesn't include a photo editor, but you can download MS Photo Gallery and Movie Maker from <http://windows.microsoft.com/en-US/windows-live/photo-gallery-get-started>. (This

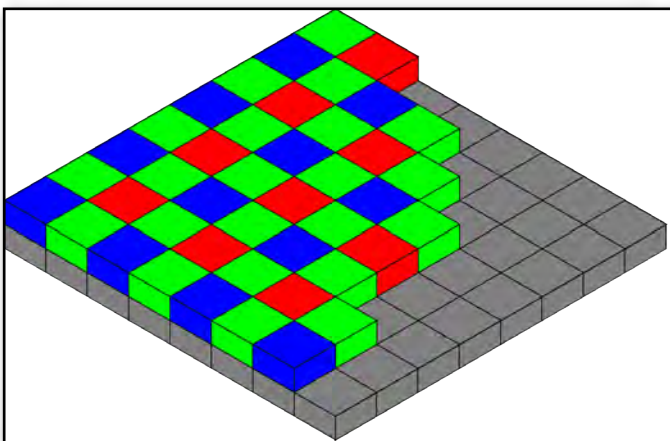


Figure 1. Source: Wikimedia Commons

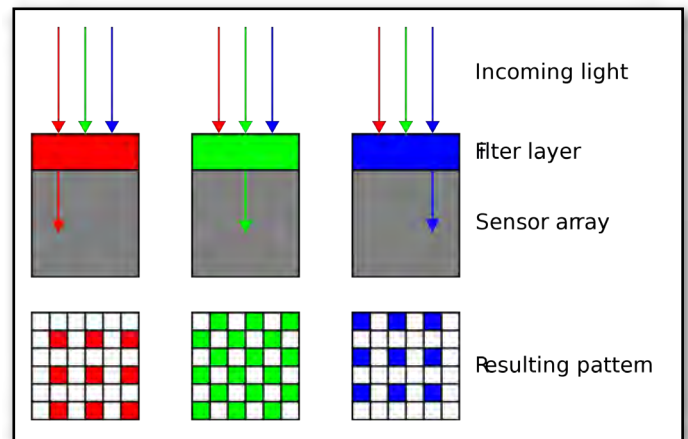


Figure 2. Source: Wikimedia Commons

DIGITAL PHOTOGRAPHY EDITING

photo editor is part of Windows Essentials, which includes instant messaging, mail, blog composing, and Internet family safety programs, but you can download only what you need.) Both programs also help you organise your photo collection and create web albums. They are easy to use, provide a good way to get started, and many people will decide they need go no further.

We have been discussing photo retouching, where you work with (usually) JPEG files.

There is another process, developing, which transforms the raw data from the camera's sensor to a JPEG file. This conversion loses information and results in lower dynamic range and lower resolution. Typically, the raw data captures two stops of additional brightness range than exists in the JPEG file. More expensive cameras can store raw images on memory cards, in addition to or in place of JPEG ones.

If you properly develop a raw image, the increased dynamic range can significantly improve back-lit images and ones with strong shadows.

Many photo-editing programs let you work with raw images to recover portions of pictures that would otherwise produce pure blacks or pure



Picasa editing options.

whites if blindly converted to JPEG. Working with raw data also lets you accurately correct colour casts due to incorrect white balance as well as do a better job of reducing noise.

The development process that occurs in many cameras corrects for the camera's imperfections, such as distortion, aberration, and vignetting. You must be careful to include the same corrections if you develop outside the camera. Most likely, these corrections are made in the

software that came with your camera, but you will have to enable it correctly if you use third-party software.

My approach is to develop the pictures with my camera manufacturer's software, save the results in a format that is not compressed, retouch with GIMP, and save as a JPEG file.

Because the subject is so complex, I haven't tried to make this a how-to-do-it article. Rather, I hope to encourage you to try digital photo editing. Getting started is easy, and the results are rewarding, even with the most basic programs. You can go as far as your interest takes you. ☺

Dick Maybach is a member of the Los Angeles Computer Society, California (www.lacspc.org). Used with permission.

BREAKING NEWS – Our Melb PC Newsgroups

We are offered some amazing photographs including the "Astronomy picture of the day". Many are quite awe inspiring and others are a little wacky. Recently a newsgroup member wrote "I've received many remarkable nature photographs over the years but this photo of a nesting Falcon is perhaps the most remarkable nature shot that I've ever seen. I hope you enjoy it as much as I did. Nature is truly breath-taking!" You'd smile too when you discovered that it was not a falcon of the feathered variety. How did that vehicle get there? Who knows?

**We welcome your special photos and videos 24/7 in the newsgroups (Anywhere, Anytime SIG).*



Featured SIG: Northern Suburbs Linux

By Paul Addis

Our July Monday evening meeting was at our usual venue: the meeting room at the Watsonia Library.

During the Hands-on Help session, the repository update was added to the whiteboard where notices are posted. The additions include the latest versions of Clonezilla, Fedora 19, Mint 15 – Xfce and Virtual Box.

The meeting started with the latest video of Linux News, shown by Nick Vespo, returned from his break by the sea. The news included a short video of a user un-boxing a Raspberry Pi and running the first boot.

The main item was an overview of Project Loon, a project aimed at providing Internet access for users in remote areas via helium balloons riding high-altitude air currents. The test launch of balloons was shown, and the aims and the technology of the project were explained.

The “breaking news” was about the sale of Linus

Torvalds to Microsoft. But it quickly became clear that the news item was not a serious one when the price of \$1 billion was mentioned. And the audience was relieved to know that Linus is still a “free” agent.

David Hatton then led the Q & A session, with the first question generating much discussion: “Why is Windows 8 so bad?” Several people had opinions, but there was no definitive answer offered.

User Interface – in song

A short-ish video was then shown of a TED session given by David Pogue, the technology columnist at the New York Times (http://www.ted.com/talks/david_pogue_says_simplicity_sells.html). The theme of his message was that the user interface needs to be simple and efficient for the benefit of us, the users.

During the session the presenter played the piano and sang. Two of the songs poked fairly gentle fun at Steve Jobs and Bill Gates. But the

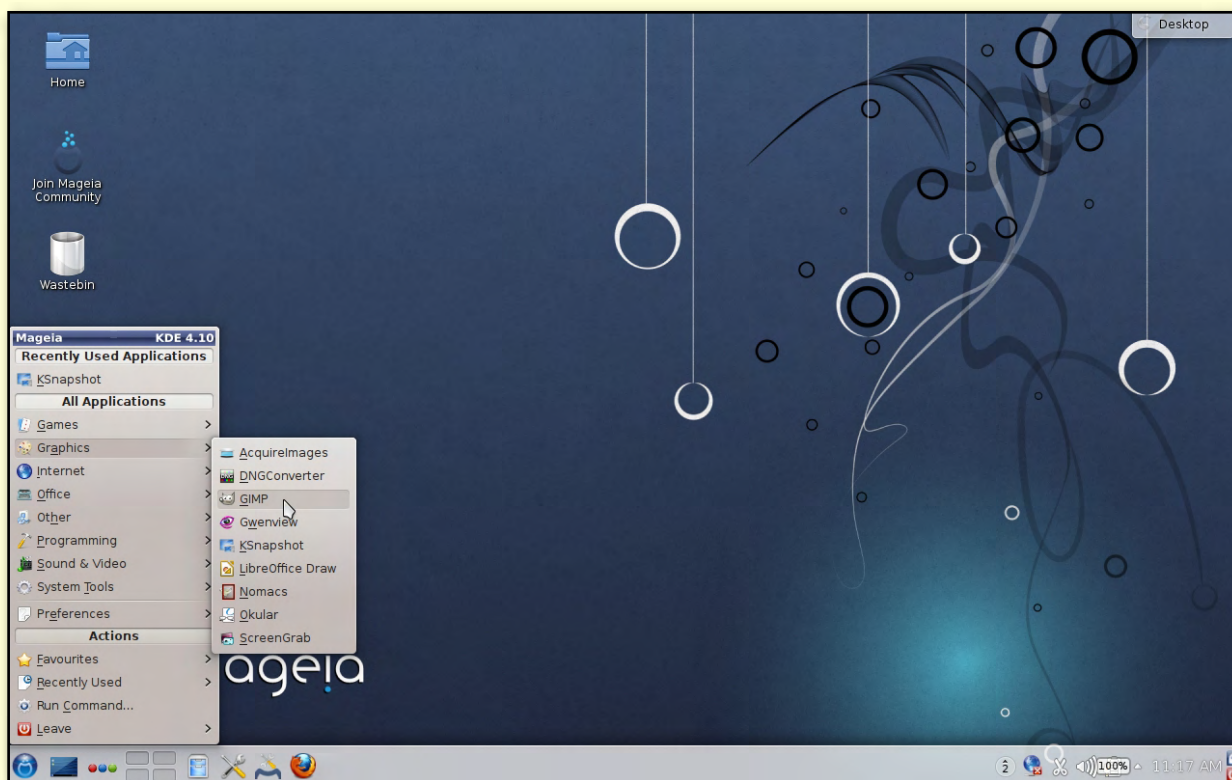


Figure 1. The default Mageia KDE4 desktop. This can be comprehensively customised by the user.

SIG REPORT: NORTHERN SUBURBS LINUX

message was serious, and included a number of examples of good and poor interface design.

Mageia – a new Linux distribution

After the social break, David Hatton demonstrated Mageia, a fairly new Linux distribution. Mageia is a descendant of Mandriva, and its developer base is largely from Europe. It is not a commercial or sponsored product, and has been developed by a non-profit community organization, so it relies on donations for funding. It is governed by a board of elected contributors and its operations are based in Paris, France.

Mageia has a default desktop with the traditional menu style shown via the KDE 4.10 desktop. (see Figure 1).

Desktop effects can be enabled at the user's discretion, even with machines using the Intel integrated video chipsets, and include the cube-style workspace/window switching and a number of effects emphasising the opening and closing of application windows (Figure 2).

These effects are built in to KDE, so there is no need for add-on software.

David showed the add/remove software component, using selections of "all" in the left-hand pane to show both installed and available software. Figures 3 and 4 show some of the standard KDE4 applications included with a Mageia installation.

An alternate desktop for Mageia (Figure 5) uses the RazorQT tool set, which is slim and quick,



Figure 2. The KDE cube – to switch desktop workspaces, use the mouse scroll wheel to rotate the cube until the desired desktop is shown. Alternatively, use CTRL/F11 and then left-click to rotate or tilt as needed: right-click to select a workspace.

SIG REPORT: NORTHERN SUBURBS LINUX

somewhat comparable to LXDE. The RazorQT version of Mageia has QupZilla as the default web browser – a sort-of lightweight version of Firefox. It is quick and useful, but somewhat incomplete at this stage of development.

The File manager (called Andromeda) is still at Alpha release level and is included as a preview. It has some unusual features including an iterative “column” view of the file system. (Figure 6). ↴

LINKS:

<http://mageia.org/>

<http://www.zdnet.com/>

hands-on-with-mageia-3-7000016031/

<http://distrowatch.com>

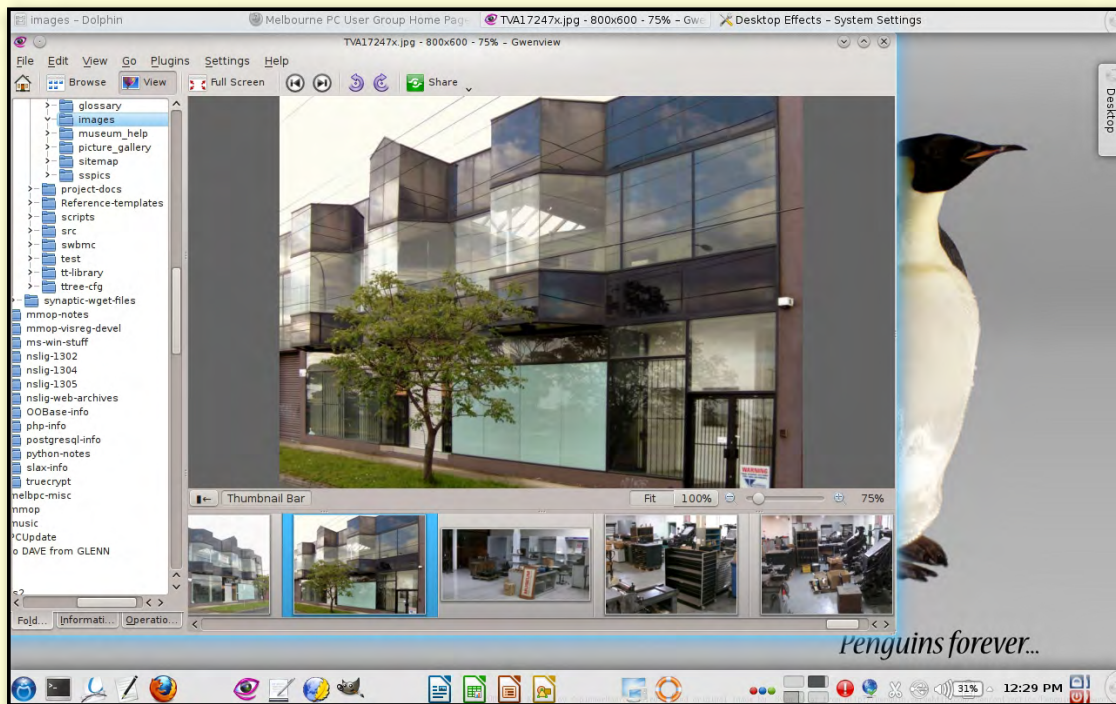
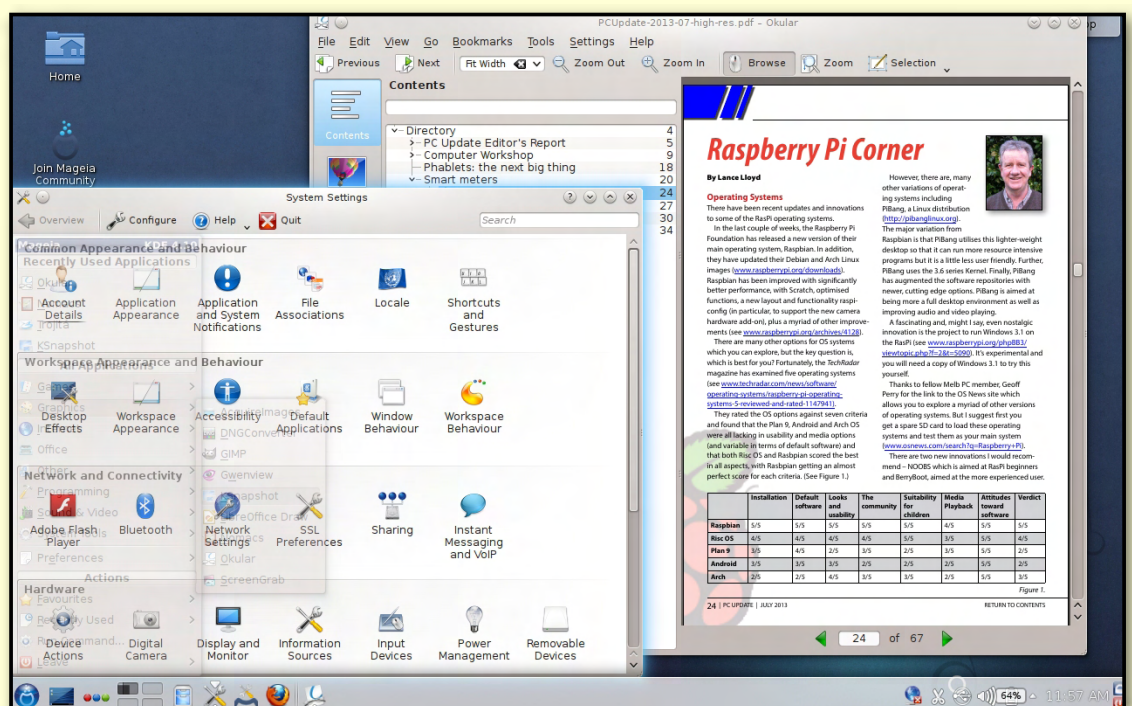


Figure 3. The Gwenview image viewer running on the KDE desktop with a customised background..

Figure 4. A KDE4 desktop showing the system settings dialogues and the Okular Document reader displaying a page from PC Update.



SIG REPORT: NORTHERN SUBURBS LINUX

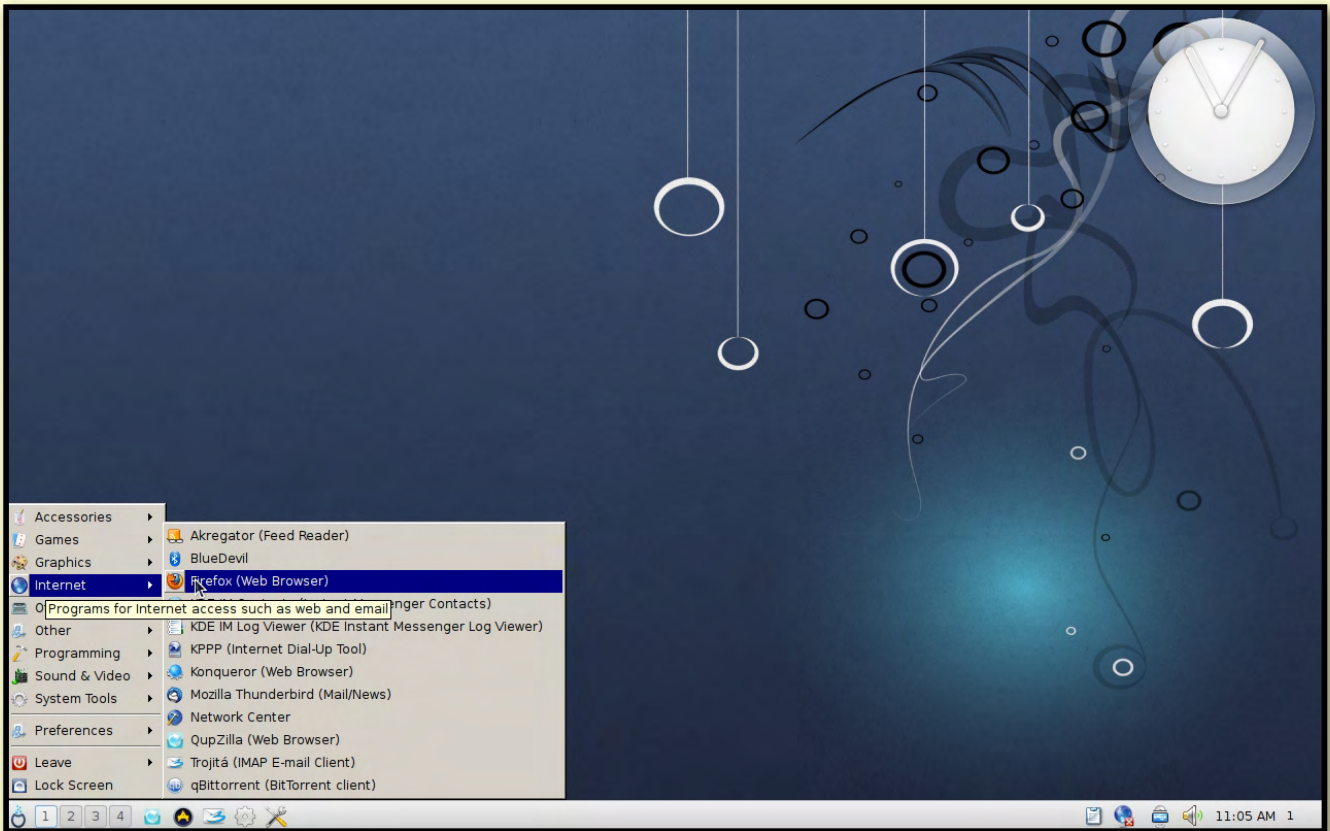


Figure 5. The default Mageia RazorQT desktop. Note the clock widget at the top right.

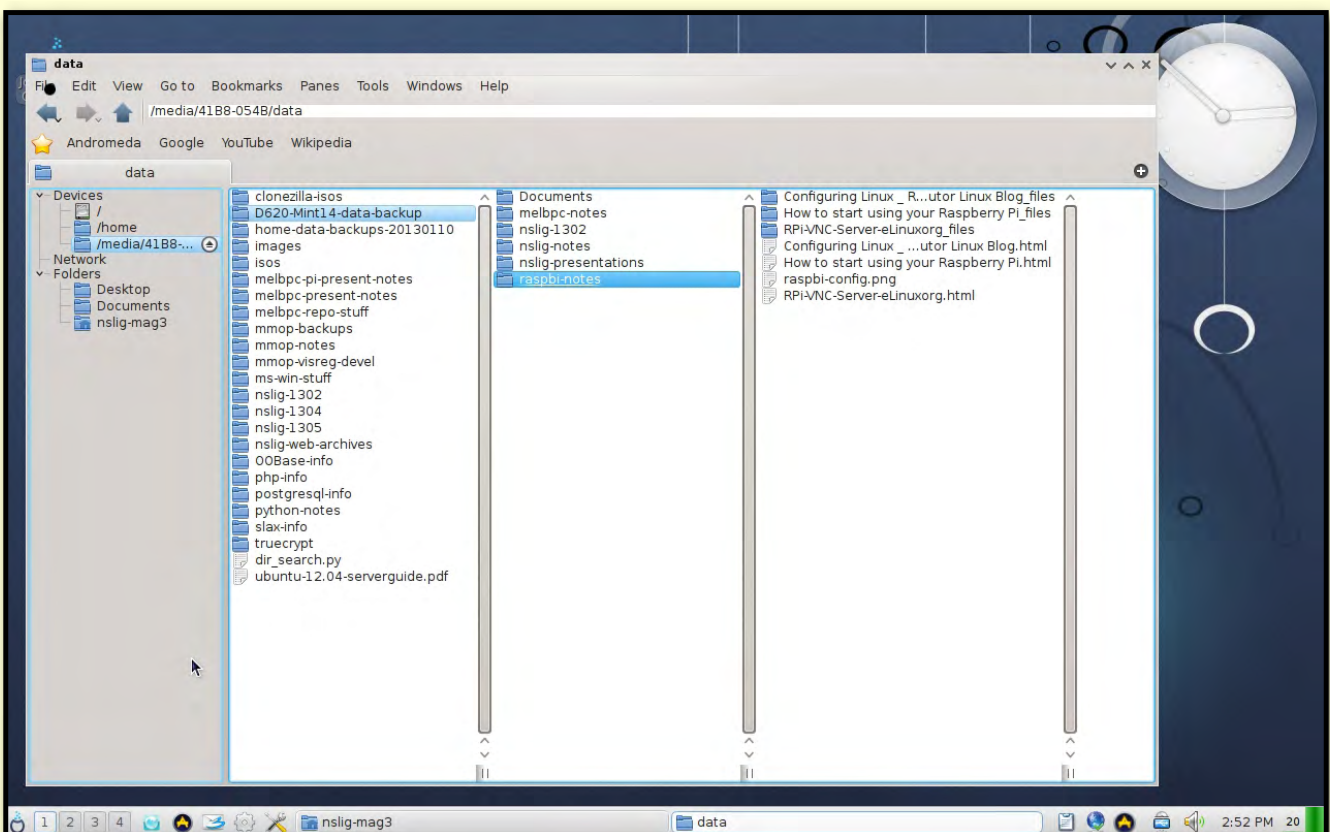


Figure 6. The Andromeda File manager running in column mode on the RazorQt desktop.



Ian Rankin

September 2013 Monthly Disc

All programs on the Monthly Disc are free, except where shown otherwise. The videos included on the monthly disc are of the presentations from the August 2013 monthly meeting.

Anti Virus

Comodo Internet Security – Ver: 6.2.282872.2847

Comodo Internet Security, Comodo's award-winning free security suite, offers prevention-based, Default Deny Protection (DDP) technology to prevent malware infecting your PC.

SpyBHORemover – Ver: 4.6

SpyBHORemover (previously called BHORemover) is the advanced tool to explore and eliminate malicious BHOs from the system. BHO stands for Browser Helper Objects which are plugins written for Internet Explorer to enhance its capabilities.

Audio

Mp3tag – Ver: 2.56

Mp3tag is a powerful and easy-to-use tool to edit the metadata (ID3, Vorbis Comments and APE) of common audio formats. Mp3tag enables you to rename files based on the tag information, replace characters or words from tags and filenames, import/export tag information, create playlists and more.

Backup

WinDataReflector – Ver: 1.3.1

WinDataReflector is a light-weight file synchronisation and backup tool that wraps up fast file comparison and transfer algorithms into a simple and clear interface. It offers visual comparison of files and folders before synchronising and backing up. It supports two-way synchronisation with fully customisable rules.

Digital Imaging

Perfect Photo Show – Ver: 1.0

Perfect Photo Show will help you create amazing slideshows with music in just a few minutes. Share your impressions about a journey or another important event with your friends and family.

PhotoFiltre – Ver: 7.1.2

PhotoFiltre Studio is a complete image retouching program. It enables you to do simple or advanced adjustments to an image and apply a vast range of filters on it. It is simple and intuitive to use, and has an easy learning curve.

Photoscape – Ver: 3.6.5

PhotoScape is a free image editor that is designed to be fun and easy to use. It not only

resizes, edits, and tweaks your digital snapshots and other image files, but also creates slideshows and animated GIFs, captures screenshots, combines and splits images, and more. PhotoScape can do lots of fun things to your pictures, and its modules, circular feature selector, and video tutorials take care of the "easy" part.

Disk Tools

Baisvik Disk Cleaner Free – Ver: 1.2.8.185

Baisvik Disk Cleaner Free is a handy utility with a fast scanning engine designed to help users quickly and safely clean their computers of unnecessary files, e.g. temporary application files, cache files, etc.

HDD Guardian – Ver: 0.5.0

HDD Guardian provides a graphical interface to smartctl, part of the S.M.A.R.T. (Self-Monitoring, Analysis and Reporting Technology) monitoring tools, a utility which monitors your hard drive(s) for health status. The application checks S.M.A.R.T. attributes every four hours to ensure your hard drive is healthy. Information provided by HDD Guardian includes overheating, possible failure, data loss and more.

Xinorbis – Ver: 6.0.24

Xinorbis is a simple but powerful hard disk analyser. Using a sophisticated mix of graphs, tables and tree displays, it gives the user a complete overview of the contents of a hard disk, folder, removable or network drive.

Email

Claws Mail – Ver: 3.9.2

Claws Mail is an email client and news reader, based on GTK+, that features a familiar, intuitive interface with easy, flexible configuration. The appearance and interface are designed to be familiar to new users coming from other popular email clients, as well as experienced users.

MailWasher Free – Ver: 7.2.0

MailWasher enables you to preview multiple email

accounts and all aspects of your emails before you download them. It also enables you to delete and bounce emails back to the originator. The sender will receive an email saying the address was unknown.

Entertainment

Spotify – Ver: 0.9.0.153

Spotify is a new way to listen to music. Any track you like, any time you like. Just search for it in Spotify, then play it. Any artist, any album, any genre – all available instantly.

Games

Jewel Quest 2

Join Professor Pack on the ultimate jewel matching adventure across the world's richest continent. The dangers of the safari, the history of the Zimbabwe

ruins and the majesty of Victoria Falls await your discovery, an adventure filled with puzzles while surrounded by dynamic backdrops and animation.

Superbike Racers

You are about to take part in a world-famous moto bike racing competition. Defeat your opponents by using your driving skills. Do insane wheelies and other jaw-dropping stunts!

Home/Office

Data Crow – Ver: 3.10.2

Data Crow is a media catalogue and media organiser. Using Data Crow enables you to create a huge customisable database containing all your collected items. You can use the online services to retrieve information to save typing it yourself.

[continued...]

NOTE: THIS IS THE FINAL MONTHLY DISC LISTING, UNLESS WE GET SOME HELP!

If it is to continue we need members to volunteer for the Monthly Disc Team. You need to have an interest in any number of the following: finding software, testing software, writing descriptions, HTML editing and disc production.

Are you willing to help? Ian will help the new Team to take over and continue the DVD production into the future.

Please email the office or me at lance.melbpc@fastmail.fm to volunteer or for more information.

[...continued]

Internet

Advanced IP Scanner – Ver: 2.3.2161

Advanced IP Scanner is a free, fast, robust and easy-to-use IP scanner for Windows. It finds all the computers on your network and provides easy access to their various resources, whether HTTP, HTTPS, FTP or shared folders.

Core FTP LE – Ver: 2.2.1778

This free, secure FTP client gives you a fast, easy, reliable way to update and maintain your website via FTP. It also provides a secure method (via SSL, TLS, or SFTP) to transfer files to and from FTP servers.

FeedDemon – Ver: 4.5

FeedDemon enables you to read RSS feeds from your desktop, so you can browse information from dozens – or hundreds – of websites without having to visit them, to find out what's new.

NADetector – Ver: 1.4.7

NADetector monitors and analyses the network traffic and displays statistical information pertaining to each IP address pair and protocol, helping network administrators and users troubleshoot network problems.

Speckie – Ver: 5.8.1

A real time spell check utility for Internet Explorer.

TwInbox – Ver: 2.2.0.130

TwInbox seamlessly integrates Twitter into Outlook without having to open it as a separate application.

Multi Media

Format Factory – Ver: 3.1.1

Format Factory is a multi-functional media converter. It supports all popular video, audio and picture formats for converting, repairs damaged video and audio file and reduces multimedia file size.

Security

BulletsPassView – Ver: 1.30

BulletsPassView is the successor of the old Asterisk Logger utility, with some advantages over the older tool. BulletsPassView doesn't reveal the password inside the password text-box itself. The password is only displayed in the main window of BulletsPassView, while the password text-box continues to display bullets.

Junkware Removal Tool – Ver: 5.0.8

A common tactic among free-ware publishers is to offer their products for free, but bundle them with PUPs (potentially unwanted programs) in order to earn revenue. Junkware Removal Tool is a security utility that searches for and removes common adware, toolbars, and PUPs from your computer.

WirelessKeyView – Ver: 1.67

WirelessKeyView recovers all wireless network security keys/passwords (WEP/WPA) stored in your computer by the Wireless Zero Configuration service of Windows XP and by the WLAN AutoConfig service.

Utilities

AppCrashView – Ver: 1.12

AppCrashView is a small utility that displays the details of all application crashes that have occurred in your system. The information is extracted from the .wer files created by the Windows Error Reporting (WER) component of the operating system every time that a crash occurs.

CPU-Z – Ver: 1.65

A freeware utility that gathers information on some of your computer system's functions and operations, reducing the amount of technical and manual searching which would otherwise be required. It catalog includes your motherboard's chipset and manufacturer, your clock's technical details and information about your PC's memory, cache and graphics.

Defraggler – Ver: 2.15.741

Use Defraggler to defrag your entire hard drive, or individual files. This compact and portable Windows application supports NTFS and FAT32 file systems.

HWMonitor – Ver: 1.23 – 32 bit

HWMonitor is a hardware monitoring program that reads PC systems main health sensors: voltages, temperatures, fans speed. The program handles the most common sensor chips. It can read modern CPUs on-die core thermal sensors, as well as hard drives temperature via S.M.A.R.T, and video card GPU temperature.

Intel Processor Diagnostic Tool – Ver: 1.51.0.0-20-10

The Intel processor diagnostic tool verifies the functionality of an Intel microprocessor. It checks for brand identification, verifies the processor operating frequency, tests specific processor features and performs a stress test on the processor.

IZArc – Ver: 4.1.8

IZArc is the best freeware archive utility supporting most archive formats like: 7-ZIP, A, ACE, TAR, ZIP ZOO etc.

Microsoft Sysinternals Suite

The Sysinternals Troubleshooting Utilities have been packaged into a single suite of tools. This file contains the individual troubleshooting tools and help files. It does not contain non-troubleshooting tools like the BSOD Screen Saver or NotMyFault.

NirLauncher – Ver: 1.18.14

NirLauncher is a package of more than 100 portable free-ware utilities for Windows, all of them developed for NirSoft Web site during the last few years. Note: This package tends to set off many anti-virus programs, but in fact it is a false positive, i.e. it is safe.

ProcessKO – Ver: 3.00

ProcessKO is a small tool to quickly kill a running or hanging

process/program. It is not uncommon among developers or program-testers that the programs do not function properly or that you can't close the programs using the Task Manager.

Startup Sentinel – Ver: 0.2

Startup Sentinel (a.k.a. SuS) makes your PC start up faster and more securely by giving you full control of loaded software. Every single program added to your startup sequence is detected on the fly and can be approved, rejected or black-listed (for further automatic rejection by SuS).

System Spec – Ver: 3.08

System Spec lists the specifications of your Windows PC including memory, display, drive, and CPU, among others. You can also manage your Control Panel and Hardware from the same window. The information can be saved as a CSV or HTML file. It is a self contained standalone EXE which can be run without installing.

WhatInStartup – Ver: 1.35

This utility displays the list of all applications that are loaded automatically when Windows starts up. For each application, the following information is displayed: Startup Type

(Registry/Startup Folder), Command-Line String, Product Name, File Version, Company Name, Location in the Registry or file system, and more.

WhoCrashed Free Home Edition – Ver: 4.01

WhoCrashed reveals the drivers responsible for crashing your computer with a single click.

Video

NVIDIA GeForce Experience – Ver: 1.5.1.0


NVIDIA GeForce Experience enables you to keep your Nvidia graphics card drivers up-to-date by notifying you of all new releases. Easily update your drivers with a single click without leaving your desktop.

Regular items/updates

Ad-Aware 10.0;
Adobe Reader 10.01;
Agent 6.0;
Avant Browser 2012;
Firefox 16.0.1;
Foxit 5.0.2;
Irfan View 4.3;
Opera 12.02;
Paint.Net 3.5.8;
Slim Browser 6.0.1;
Spybot 1.6;
Thunderbird 16.0.1;
Winzip 16;
XnView 1.9

The Monthly Discs are \$5 each (\$6 with postage). They are available at the monthly meetings, SIG meetings and the Melb PC office. See subscription form above, or email the office: office@melbpc.org.au.

JOHN SWALE reports on Questions and Answers from the opening session of the August monthly meeting as answered by Barry Martin, and from members' written submissions.



MICROSOFT OFFICE UPGRADE

I want to upgrade to Microsoft Office 2013 from 2002 which it refuses to recognise for the upgrade. Do I have to uninstall 2002 or can I do it in safe mode?

Install and uninstall do not always work in safe mode. It depends on the software. If you are going from Office 2002 (Office XP) you will need to uninstall the 2002 version or you could have all sorts of funny things happening. Remember to backup all your data and settings before uninstalling.

ERRATIC CURSOR

I have a second monitor which I am using with Windows 8 and I am having trouble controlling the cursor over the two screens. I know how to set it up to run the two screens. There seems to be no rhyme or reason for its behaviour. It sometimes jumps from the right-hand screen to the left-hand screen and won't go back to the right screen.

Go into Control Panel | Mouse Settings and change the tracking speed and sensitivity until you get it working satisfactorily. You may have to try both increasing and decreasing the values.

ROUTER QUESTIONS

A couple of years ago I upgraded from dial-up to ADSL. The ISP sent out a new modem and I can't remember what I did at the time to get it working. What I would like to know now is, if a friend came with a laptop and I connected the laptop into the modem will it work or do I have to change some settings?

If you don't want to share the connection you can take the cable from your PC and plug it into the laptop as the logging on and other control is done in the modem. Otherwise you will need to have multiple ports on the modem. If you want to share and there is only one port you have several options.

Random Access – Over to You

Please contact me if you have any comments on the answers given, can provide a reply for an unanswered question or if you cannot attend a meeting and would like a question asked and included in this column. Contact me via the office or email jswale@melbpc.org.au.

The Melb PC newsgroups (Anywhere, Anytime SIG) are a very good source for assistance with problems. To find out how to connect to them see <http://groups.melbpc.org.au/~anywhere>.

For a more general newsgroup introduction, see <http://www.melbpc.org.au/faq/newsgroups.htm>.

Otherwise try to contact the commercial distributors or search the internet before asking questions here. In all cases mention the model or version numbers.

One, you could buy a wireless modem-router to replace existing modem. Two, you could buy a cheap (around \$20) 5-port network switch. The modem plugs into one port of the 5-port switch and then you have four ports left for your and your friend's devices. Your PC plugs into one of the free ports in the switch and the laptop into another. Three, you can buy a wireless access point.

TOM TOM UPDATE WOES

In April I bought a Tom Tom Live 825 GPS. I plugged it in and downloaded all the free maps. Because I don't use Skype regularly, about a week later I plugged the webcam into one of the two ports on the front of the desktop PC. I tried Skype and my image was all broken up. I get messages from Tom Tom about updates and it sits for hours trying to do them whereas the first load was very quick. Then the update says there is a problem and to check the settings on the PC. I tried to do the updated on my laptop and the same error message came up. I unloaded the Microsoft webcam and reloaded it and it seems to work. I haven't tried the Tom Tom updates again so, before I do, I'm asking has anyone else had problems with these updates? I asked the shop where I bought it and they haven't heard of any problems. Do you have any suggestions about USB ports?

USB ports, despite their name, are not all "Universal". Some USB devices, especially for wireless broadband, only work on the port where you loaded the software. For each device, try to use the same port where you loaded the software every time you connect it.

SLOW WINDOWS

I had an old laptop running Windows XP which slowed down to the state it was almost unusable. I got a new PC and it is also starting to slow down. I checked in Task Manager and Resource Monitor but I don't know how to interpret all the data.

Task Manager is useful and indicative but doesn't show all the details of running processes. For example, SVCHOST runs a number of sub-processes but you can't see what they are in Task Manager. I strongly recommend you use the free program Process Explorer from Sysinternals. In Process Explorer if you move the cursor over the entry you can see what these sub-processes are. Any processes that are hogging resources are show in red. If these are Windows services you may need to do a system repair.

[ED: Go to <http://technet.microsoft.com/en-us/sysinternals/hh290819> to download Process Explorer and see a description of its use. Under Options you can have it replace Task Manager. Then when you press Ctl-Alt-Del and click the Task Manager button Process Explorer runs. You might find some of the other programs in the Sysinternals Suite of use. Follow the link on the Process Explorer page. ZoomIt is very useful if you are doing presentations and need to magnify parts of the screen. Autoruns gives a comprehensive report of what is loaded into your system at startup. -JS]

IMAGES NOT SHOWING

When I view PC Update on my Android tablet using Kingston Office, the images often show as a black square or not at all. They are fine when viewed on a PC. Is anyone else having this problem?

Use Adobe reader or Foxit and that should fix the problem.

POINTER NOT POINTING

I bought a presenter's pointer from Jaycar and the packet states it works on Windows XP through Windows 7. I found that it was not consistent when used with Windows 8. I took it back and they said it doesn't have Windows 8 on the packet. It didn't make a lot of sense to me as I thought if it worked on Windows 7 it would work on Windows 8.

No. They claim the Windows 8 kernel is similar to Windows 7 but it is not necessarily so. [Ed: See if there is a driver upgrade on the manufacturer's site. – JS]

ANSWERED QUESTIONS FROM KEVIN MARTIN

I have some possible answers/solutions to a couple of questions in the last Random Access column.

The Optus mobile

I have found that it's quite common for homes to have dodgy signal strength, but outside is okay (full bars). Two things I have noticed, often it's not just one carrier, but all of them. Usually Telstra is better, because it has more towers and so on average closer, but not always.

But the underlying reason is because the home has a Colorbond roof, which makes a good Faraday cage and blocks the signal! This is just what you don't need. That's why the indoor antenna helps, but in extreme cases a proper indoor booster may be required.

I installed an expensive one for a customer once and he was over the moon that it actually worked! Money wasn't the issue, he'd bought the main parts prior, he just wanted it installed.

The retirement village

As Katharine Shade suggested, there are a lot of questions to be answered here. Exactly what questions have been asked and who is saying that "the whole village would need to be rewired"? My thoughts here, especially regarding the pair gain system (which is a valid point if it is the issue), is that it's more likely that it's a Telstra cabling (lack of) problem in the street. This has nothing to do with the retirement village wiring. Then of course there is the question of why doesn't the wireless broadband work?

The large LG TV

I would strongly suspect that the problem here is poor performance of the wireless router. I'd be interested to see what happens if a long Cat 5 or 6 cable is connected between the router and the TV on a temporary basis. If that makes the TV work fine, then a permanent cable should be installed. As a professional phone/cabling technician, I have installed a number of cables exactly for this purpose and in each case, has transformed the performance of the TV.

Hope this information helps with the answers. If you need further information or help, please contact me. I'd be happy to provide further support. ☺

BREAKING NEWS – Our Melb PC Newsgroups

What fun we had with a series of illustrations posted by one member. It is a series of house photos each representing a Microsoft operating system through the years. Yes the Windows 95 little log cabin is a clear contrast to the overbearing crazy multicoloured architecture of the Win 8 structure.

* *There's always something to make you smile in the newsgroups (Anywhere, Anytime SIG).*



GEORGE SKARBEEK brings us answers to some curly questions.

Send your questions to george@melbpc.org.au

FORGETTING USB DEVICES

How do you reset/unlock the USB ports on a laptop? I have always had my wireless mouse plugged into a particular port on my laptop, but now it does not respond. If I select one of the other ports, it works OK.

This can be solved by editing the registry. Using a registry editor, Regedit, will enable you to find, modify or delete some items. However, as there is no Save button and because all changes are immediately implemented and the fact that there is no Undo, many users are reluctant to use Regedit.

To use Regedit you should be very careful when deleting trees, which are the main “folder” and the “sub-folders” below. Editing the data on the right-hand side of the screen is quite safe. When removing a part of the tree on the right-hand side, I recommend that you expand below the proposed deletion point to ensure that you

do not inadvertently delete too much.

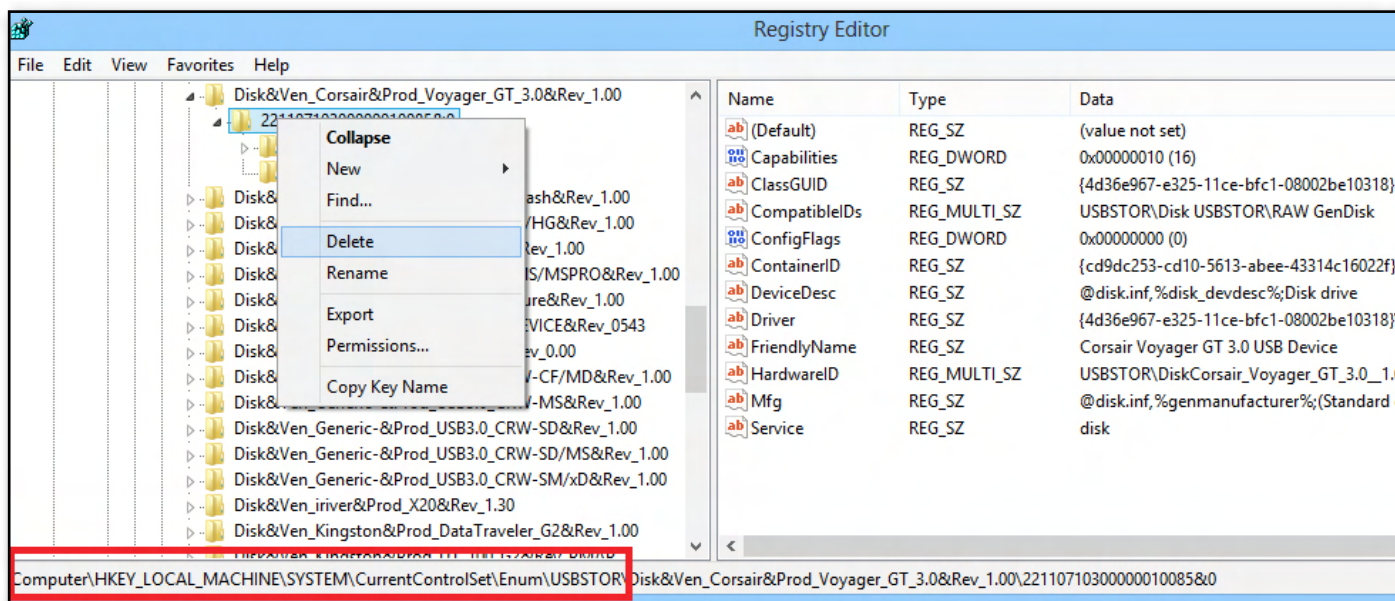
The USBSTOR registry key contains sub-keys which are created when USB devices are plugged into the system.

To open the registry editor press the Windows key and R and then type regedit. The location of this registry key is:

HKEY_LOCAL_MACHINE\SYSTEM\
CurrentControlSet\Enum\USBSTOR

Deleting entries in this area is safe. If you would like to be really sure then you can export that tree before deleting. I suggest that you just export the tree that you are about to delete. This is done via File, Export or by right-clicking on the tree and selecting Export.

There is a program that claims to remove unwanted entries very easily. It is called USBDeview but on my Windows 8 it hung and prevented my computer from shutting down or re-booting and I had to hold the power button down for several seconds to force it to power off.



HARD DISK CLEAN UP

What is the best way to clean up my hard disk?

It depends a bit on what you mean by clean up. This can be either free up disk space or remove unwanted programs that start on boot-up, slow down the computer, use up memory and take up disk space. The methods are quite different.

The best tool for cleaning up disk space is CCleaner from: <http://www.piriform.com/ccleaner>. This will remove the computer generated junk, and if you have not run this before then you will likely have a lot of it.

However, you can delete a few more GB, possibly many more, quite quickly. One way is to remove all but the most recent System Restore Point. Start by right-clicking drive C, Properties, Disk Cleanup, Clean Up System Files and then More Options and click System Restore and Shadow copies.

If your system is stable then you should use this option and in most cases it can free up a great deal of disk space. I have seen over 30 GB of disk space freed up by this method.

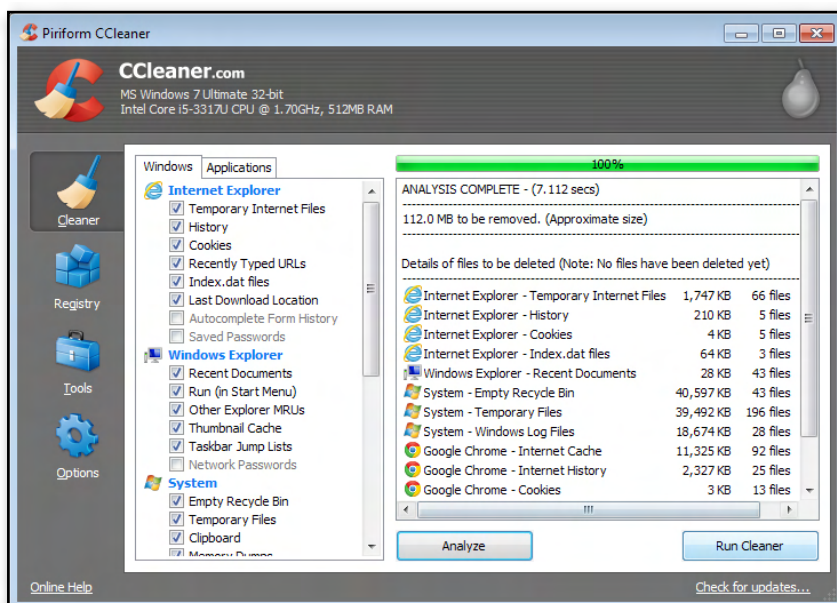
Another very quick way to free up more GB is to

remove the Hibernate.sys file. The steps involved were covered in the August edition of *PC Update*, page 22.

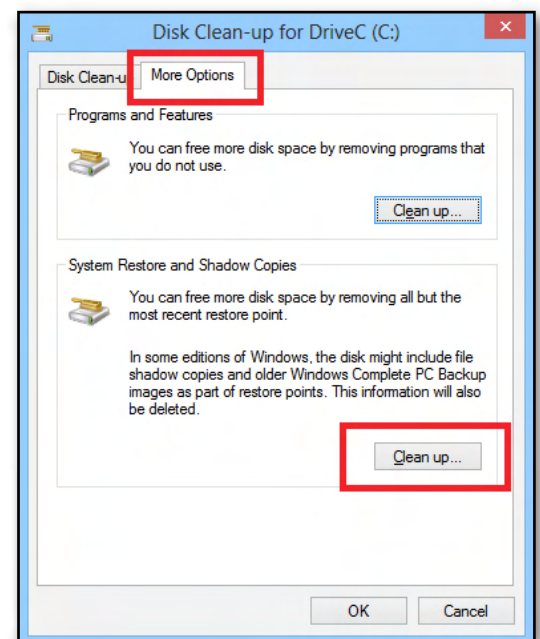
In order to prevent unwanted programs from starting up, you must either press the Windows and R then enter Msconfig, or click on the start button and enter Msconfig in the search box. Then look under the Startup tab for the programs that are automatically started.

Some of the main culprits are Adobe's Acrobat Reader and Apple's QuickTime. Unless you use both many times each and every day, I would prevent them from automatically starting. This does not uninstall these programs but prevents them from loading into memory as the computer boots, and then forever taking up the most valuable resource on your computer, the RAM (Random Access Memory).

The problem with using Msconfig is you need some knowledge of what programs are really essential. Perhaps a better way is to use the free program Startup Inspector from <http://www.windowsstartup.com/startupinspector.php> as this program will provide advice on whether programs are required, are not recommended or is the user's choice. ☺



CCleaner: By checking and unchecking the cleanings rules in the Windows and Applications tabs, you can specify exactly what you want to be analyzed.



Disk Cleanup: removing unwanted restore points, shadow copies and backups.

Introduction

Groups of members with specific interests meet regularly to discuss and indulge their diverse interests. There are also local groups which cover more general topics. Often you will see presentations by visiting experts on a wide range of subjects.

This is where Melb PC membership really pays off. Enhance your computer knowledge and widen your circle of friends to include other members who have similar interests and, very

often, similar problems to solve. All members are most welcome.

This is part of your Melb PC membership, so feel free to contact any of the conveners listed here. Ask them about future meetings; ask them about the format of their meetings and anything else you need in order to get started.

Many of the groups have their own web page – follow the links from here: <http://groups.melbpc.org.au>

IS THERE A GROUP NEAR YOU?

Any suburb

Anywhere, Anytime
(newsgroups)
iHelp

Avondale Heights

Essendon

Ballarat

Ballarat

Balwyn

Video Inner East

Brighton

Bayside

Gisborne

Macedon Ranges

Hoppers Crossing

Wyndham

Wyndham Multimedia

Ivanhoe

North East

North East Android

North East Daytime

North East Genealogy

North East Photography/
Digital Imaging

Montrose

Yarra Ranges

Yarra Ranges Workshop

Mount Waverley

East

East Workshop

Beast (East Beginners)

Geneast (East Genealogy)

Multimedia

Hardware

Digital Photography

Raspberry Pi

Mornington

Mornington Peninsula

Mornington Peninsula

Graphics Workshop

Mornington Peninsula

Genealogy

Narre Warren

Casey

Casey Workshop

Sunbury

Sunbury

Sunbury New Users,

Maintenance, Linux

Watsonia

Northern Suburbs Linux

Vermont South

East

East Genealogy

Moorabbin (Melb PC Headquarters)

Access (Database) and Excel

Adobe Video

Communications

E-Book

Everything Apple

Everything iPad

Graphics/Animation

Lan-slide Gaming

Linux & Open Source

Linux & Open Source Workshop

MACE

Making Money on the Internet

Microcontroller

Microcontroller Workshop

Music

Programming

Sony Video Production

WASINT (Web & Software

Investment Tools)

Website Design

WHAT'S ON THIS WEEK?

Check the calendar on [page 12](#).

Anywhere, Anytime (Newsgroups)

by Dennis Parsons

July 2013

Roger provided his personal first-hand impression of Microsoft's ARM based Surface RT tablet.

The positives: easy to set up; security is well covered with Windows Update; Defender and Firewall all active; a version of MS Office 2013 is included; all apps from the MS app store have a seven day trial period. Connectivity is excellent – accessing Windows network file and printers is as for desktop/laptop.

The negatives: the quality of apps from the MS app store (the only source for user-installable software for the RT platform) is poor compared to Apple iOS and Android. The RT platform is nowhere near as intuitive as iOS or Android and MS provides minimal documentation to assist, potentially making for a frustrating initial experience.

His conclusion: overall it's a fairly decent device and for office-type activities it is better than iOS or Android. For other use it is let down by the interface and lack of quality apps.

A few of us have been testing out the new Melb PC mail service, coming to grips with account activation process and helping refine the information and instructions that will be sent to members. Hopefully it will help smooth the way.

The server outages caused a few problems with the news server seeming to struggle for a while afterwards, probably a load issue from a surge in

interest after the outage.

Lance was in a bit of a panic over trying to print invitations, as he found his new paper was jamming. Seeking suggestions for a printer that could handle the job it was suggested he get them printed at Officeworks. He was very pleased as it cost him \$3.50 instead of a new printer.

In the general group, a personal experience of being unable to get an ambulance led to a discussion on the problems with ambulance "ramping" that is rife.

The Queensland Parliamentary pay-rise was another popular topic, but who doesn't enjoy bagging our politicians?! It came down to finding a balance between paying peanuts and getting monkeys, or making the pay too attractive.

Like much of the world we looked on with incredulity at the Trayvon Martin killing acquittal and wondered what sort of society the US is.

Laurie's digital camera had developed a problem with dark marks on some images and so he was wondering what the cause was and if it was worth trying to get fixed. The consensus was it would cost more than the camera was worth, being several years old. We worked out that the problem was likely to be something on one of the lens elements. To top it off, Laurie wasn't aware of the "healing" tool in graphics programs. After cleaning up several hundred images, he was very happy with the results.

Adobe Video

by Kathy Rouse

August 2013

Adobe Creative Cloud

Adobe has introduced a new and improved way of accessing your Creative Suite applications, called Creative Cloud.

All-new desktop versions of your favourite creative tools and services will now be available for

download via Creative Cloud with immediate access to new features and updates, rather than new versions only being released every 18 months or so.

For more details on these changes, to find out what is available, and access some introductory pricing deals go to the Adobe Creative Cloud Australian site. (<http://www.adobe.com/au/products/creativecloud.html>).

Importing and Capturing

We only briefly discussed importing and capturing, as everyone present seemed quite knowledgeable in this area.

Using a Green Screen

We looked at some of the “green screen” techniques used in some of the latest Hollywood movies, including *Life of Pi*, and then took a look at how we could achieve some special effects in our movies using similar techniques in Premiere Pro and Premiere Elements.

There are many useful video tutorials on the technique available. The following are two good ones:

- How to replace a green screen background Lynda.com tutorial (<https://www.youtube.com/watch?v=d72MWJIEOlw>)
- Creating a green screen key using Ultra Key (<http://tv.adobe.com/watch/learn-premiere-pro-cs5/creating-a-green-screen-key-using-ultra-key/>)

In Premiere Elements 11 you will find a number of similar effects that you can try under the heading “Keying”.

Photoshop Layers

Ian Matthews showed us a brochure he had created about Phillip Island, and on opening the TIFF files we could see that a huge number of layers were involved in its creation.

There is a lot to learn about working in Photoshop and using layers. At future workshops we’ll look at some of the tools in Photoshop and how to use them, especially for creating titles and graphics for our videos.

Camtasia, Snag-It and Camstudio

We had a short discussion on screen capture software, used often for making video tutorials. I use Camtasia which has many tools for a polished and professional video. However, some people prefer to use Snag It, which prepares and records the screen in real time. Both these products are available from TechSmith (<http://www.techsmith.com/>).

Another popular program for screen capture is CamStudio, which faithfully records your PC in AVI and SWF (Flash) formats. It may not have all the effects and tools of the commercial rivals but at the price (free!) it is certainly worth looking at.

Access and Excel

by Craig Evans

Environment : Windows 7 with Access 2010 and Excel 2010

During our last meeting we discussed:

- Storing dates in Access tables as long numbers, not dates. A date stored as 4/9/YYYY may be displayed as Sep 4th or Apr 9th. A long number will display based on the computer’s regional settings.
- Access 2007+ displays calendars when a field is selected that is formatted as date.
- Access 2003+ displays parent and child objects using right-click ~ object dependencies. This is a list of parent and child objects.

- Access 2003+ contains the option ‘Perform name AutoCorrect’. This will amend links to tables, queries, forms and reports when the parent/child object is renamed
- Access queries can filter datasheet results by referring to populated fields in open forms.

Our meetings are usually Q&A and occasionally we have a demonstration of database or spreadsheet magic.

A detailed explanation of the topics above is available on our web page at:

<http://groups.Melb PC.org.au/~access/sigtxt/SIGNOV12.htm>

July 2013

Bryan Paten, substituting for Dave Botherway, opened the meeting and showed a spectacular, adjustable screensaver, "Marine Aquarium 3", in which three-dimensional exotic fish swam about in gently rippling water. It is free to trial from Serene Screen and costs around \$20.

George Skarbek was our guest speaker and also answered a lot of the questions.

Recent Acquisition

Bryan wanted some Sennheiser RS170 wireless headphones, for which the mid-range price was \$300+. He took advantage of Amazon UK's 40per cent discount offer and was able to purchase them for \$200 including postage to Melbourne.

Internet Security & Credit Card Security

George advised that keeping everything up-to-date on your computer will give you about 90 per cent security from hackers etc.

Mini phones with Near Field Communications can be passed near you to get your credit card account number, if your credit card has this Radio Frequency Identification Chip symbol))) on it. He showed a YouTube video demonstrating the ease with which this can be done. To avoid becoming a victim, put your card in the centre of your wallet, wrap it in tinfoil or buy an aluminium wallet to keep it in. Better still ask your bank for an old-fashioned credit card., but be aware they may not be available anymore. However, if your card only has a chip on it and not the RFIC symbol, it cannot be read by a mini phone or scanner.

It is possible to accidentally download a credit card stealing program to your phone. You should have virus protection, for example the free AVG product, for mobile phones.

Questions & Answers

Why can't I open .docx file attachments in Outlook Express, but can open them in Word?

A security update prevents OE from opening

potentially dangerous attachments, so go to your security settings and lower them. OE doesn't know what to do with .docx, so see if you can associate it with Word in your security settings.

If I click on a URL in an email, it freezes. Can there be a bug in my machine?

MS is inclined to crank up the security. If you think your computer is infected, you should try the following:

- Start in Safe Mode by repeatedly pressing F8 (every half a second or so) on the black screen when the computer is starting, and select Safe Mode prompt from the menu.
- In Safe Mode, only the absolutely essential kernel of Windows is loaded. Not even the video drivers or the Ethernet drivers are loaded which means the screen resolution will be very low and you will not be able to access the Internet. It also means that the nasty software is unlikely to be loaded in memory and cannot defend itself from any anti-virus software. If you need Internet, you can select Safe Mode with Internet support when starting.
- If this doesn't work, download MalwareBytes and try it.
- The third and hardest option is to use a special free CD (from AVG, for example) that boots with the Linux OS.

Note: Bryan will demonstrate booting up a computer in Safe Mode at the August meeting

What will we have to do to change over to Melb PC's new email system?

Carefully read the instructions that will be sent to you. You will be required to create a new account and change a couple of lines in the mail reader. You will keep your current address plus get a huge amount of extra mailbox space.

To use wireless email, I use a dongle for my laptop. Why can't I send the mail?

You have to change one SMTP line. At home you are using your cable provider, but away you're connected to another server. Ask the Melb PC office how to change the one line.

What's the difference between download and install?

When you download, you have the option of Save or Run. You should choose Save. The download stays on your computer in a download folder. Find and double click it to install.

System Restore

A question about System Restore gave rise to the information that if you have a solid state drive, you can save a lot of disk space by deleting old restore points. You have to go to the menu and tick that you want to do this. Bryan pointed out that if System Restore won't work, you can get it to work by starting the computer in Safe Mode. Another way of creating a lot more space on a drive is to use power/config.h to delete the hibernation file.

What is a nanometre?

A billionth of a metre. Chips of just a few nanometres are connecting parts between transistors.

Can you move a program from one partition to another?

No. You can't swap a program between partitions because of registry considerations. You would need to uninstall the program and then install it.

A Warning

Bryan reminded us to be careful about clicking on

links in emails, on forums etc. The safest way is to copy and paste the link into your browser. George said to hover the cursor over the link and look at the address that appears at the bottom of the screen. You might find yourself wondering why the Commonwealth Bank has moved to Russia! And beware of any link ending in .php.

And a Tip

George advised everyone to have two browsers on their computer in case one gets crippled.

Presentation: Freemake Video Downloader

Bryan recommended Gizmo which has good freeware and sends you emails if you subscribe. Remember that when you install a program you will probably see pre-ticked boxes for installing extra things, so look very carefully and untick them if you don't want them.

He demonstrated downloading a YouTube music track. Most music tracks will around 2 – 4 MB. In YouTube he copied the URL for *Il Silenzio* and pasted it into Freemake.com, then chose the MP4 option and clicked on Extract, then Show in Folder.

You can then play the track. If you wanted to edit it, you would have to use free software such as Audacity.

Casey

by Con Lilley

August 2013

There was a good turn-out for the August meeting in our new venue at the Casey Library. Our first contributor was one of our members, Joe Wright, who had responded to a request a month or so back for information about the use of scanners for copying documents and sending them as to email attachments. Joe had brought along his old and faithful multi-function printer and demonstrated the use of Windows Fax and Scan to produce TIFF and JPEG Files.

He admitted that he did not get too concerned with the size of the files created since he was not

in the habit of sending vast quantities of data online, and worked on the general principle that "if it works for me, why bother to change it"!

The main topic for the meeting was mobile devices, which was treated in two separate parts by Lorraine Munday and Phillip Rocke (both members of Casey SIG).

Lorraine spoke of the devices she felt were required for her as a caravanner who needed to keep in touch when away from home. She demonstrated the usefulness of the medium-sized tablets or net-books with mobile Wi-Fi connections as well as the normal mobile phone.

Phillip had managed to bring along a variety of mobile hardware, some of which was his own, currently being used for his large photo and audio file collection. He gave an overall picture of the vast array that is currently on the market and

which is increasing rapidly. There was interest shown by Members on the Samsung Galaxy and the newcomer to the scene the “phablet” as distinct from the iPhone.

Casey Workshop

by Jan Weiner

July

The new venue of Casey Library Meeting Room has proved to be very practical for all members attending the Workshop. The venue is conveniently located and is more user friendly for our Meetings. Legal parking is available in the all day area.

Our main issues were with Wi-Fi access, both from the Library system and our own dongles and phones. We were successful mostly, with some drop outs.

The usual tasks of making laptops more user friendly and easier to read, with updates of programs and removal of apps and unnecessary programs were carried out for many participants. Security and browser updates and settings were also attended to for others.

Most attendees are using Windows 7 on their Notebooks/Laptops/Netbooks and most use Free Software as suggested by Melb PC, with success and ease of use. If you need to learn these tasks, be a part of this group helping or being helped.

Eastsig

by Clive Chatfield

July

In Paul's absence, Frank Maher opened the meeting and handed over to George Skarbek for Q & A.

Windows 8.1 upgrade download checks existing (licensed) version of Windows 8 and rejects it.

Possible reasons could be that the existing version is the pre-release edition, which is not upgradable, or is 64 bit and the download is 32. Neither of these apply and no other solution was offered; however, a member at Yarra Ranges Sig has successfully downloaded and installed 8.1 and will demonstrate it at their next meeting.

A strong recommendation when upgrading to a new operating system is to make an image of the present system, e.g., using Acronis True Image, on a spare drive in case something goes wrong. One solution is to install a wireless repeater halfway between the router and the room where the computer is used.

An alternative is a power line carrier using the 230 volt house wiring to carry the signal between plug-in units. (NOTE: The household supply should be, and usually is, single phase.)

Unless there is a need for special features, a high-end router is unnecessary and would provide no benefit, as signal strength in all cases is limited to five milliwatts.

House supply is two-phase, the second phase being used solely for the hot water service.

There will be no problem provided the carrier units are on the same phase.

Would there be much signal degradation in thirty feet of power cable?

Not certain but experience suggests little if any.

An HP laptop with I5 processor and 4 GB RAM has 320 GB hard drive and, with space taken up by installed programs, there is little space left for data; is it worth upgrading to a larger drive?

Probably, since the CPU is an I5. Use a 1TB internal

(laptop, 2.5 inch) drive. Remove the existing drive, plug it and the new drive into a desktop with two spare SATA connections and use Acronis to clone from one to the other. It might be necessary to remove the keyboard to gain access to the hard drive. If so, check on YouTube or with Google for specific instructions re keyboard removal. On the other hand, access for laptops with a removable rear cover is quite straightforward.

NOTE: Acronis has a different approach, particularly for laptops. The following is a quote from the True Image Home 2012 manual:

“For best results, install the target (new) drive where you plan to use it and the source drive in another location, e.g., in an external USB enclosure. This recommendation is especially important for laptops.”

To clone a disk: “Click Clone Disk on the Tools and utilities tab of the Home screen. Follow the Clone Disk Wizard steps.”

Acronis also strongly recommends creating a backup of the original disk as a safety precaution.)

Why I love ZTree

Colin Abbott followed with a presentation entitled, “Why I love ZTree”, a fast and flexible

keyboard-command text-mode, tree-structured file/directory manager which is an updated version of the earlier programs XTree and XTree Gold.

Colin demonstrated many of its features, including its enhanced copy-and-paste and renaming functions. Download copies are readily available from a number of sites including the home site, <http://www.ztree.com/>.

Computer Security

Following the break, Dean Thompson from the ANZ bank gave a talk titled “Understanding Computer Security in Today’s World”. His very interesting and thought-provoking presentation on Internet Security covered threats experienced and tools used by banks, companies and Government, and included examples of and warnings about some of the attacks and scams experienced. He strongly recommended downloading and installing the free community tool Crowdinspect. (NOTE: Download following acceptance of the EULA is available from <http://www.crowdstrike.com/crowdinspect/index.html>. See also <http://www.crowdstrike.com/blog/free-community-tool-crowdinspect/index.html> for detailed description.)

Everything Apple

by Susan Jensen

August 2013

Huddled around a laptop screen we watched the announcement by Apple at WWDC (The Apple Worldwide Developers Conference) 2013 of iOS7, due later this year.

Some things will be exciting, enhance productivity, be entertaining and all will delight.

Automatic downloads may cause problems if one is on a bandwidth budget.

The last part of our meeting deviated from this topic as we discussed some interesting insights from attendees.

Next time we will look at limiting the breadcrumbs of information we scatter on the internet.

Linux and Open Source

by Stephen Tidswell

July 2013

James Cox opened the meeting and started with a Q&A session.

Q: What tools are available for monitoring internet usage?

A: Several different types. Firstly, just about all ISPs

provide some mechanism for checking usage, so look at the ISP's website. As part of their standard installation, most ISPs provide a program that will display usage over a period (or balance available on account, or some other usage indicator).

Secondly, add-ins to browser programs, for example Net Usage Item, Zen Broadband Usage Viewer and Reliance Net Connect+ Data Usage.

Thirdly, third-party applications such as Network Traffic Monitor. Microsoft also has a program called Network Monitor.

Look carefully at add-ins and programs offered on the web to be sure they really cover what you want, that they are up-to-date and come from a reputable source (there is plenty of malware out there trying to infect your computer). Your ISP's programs are likely to be safest.

Linux Mint 15: Olivia

Presentation by James Cox

Linux Mint 15 is the most recent release of the distro and has a number of enhancements.

MATE (now version 1.6) has been improved and the Cinnamon desktop (version 1.8) has new features, including a screensaver and an updated, centralised, control center.

Two new tools "Software Sources" and "Driver Manager" have been included. There are many enhancements and improvements that together add up to a smoother-running and more satisfactory user experience.

James spent some time demonstrating the new distro's capabilities.

More Q&A

The meeting moved on to discussion of file formats and further questions:

Q: Is there a way to convert Wordstar files to a current document format? (Asked by a group member who has many document files written in Wordstar approximately 30 years ago and now wants to publish them).

A: It should be possible to find something on the web. Alternatively, it wouldn't be hard to write a script.

James investigated information available on the web covering file formats and located information about the structure of Wordstar files. After some searching, a script was found that could do most of the conversion of a Wordstar file although it didn't remove the text justification.

August 2013

James Cox opened the meeting and started with a Q&A session. Questions were raised on several subjects:

Q: Do you need to use Ubuntu to access Ubuntu One?

A: Ubuntu One is a cloud service that provides 5 GB of free cloud storage to enable access to and synchronisation of files (including photos and music) from multiple devices. Ubuntu One is available for Linux, Mac and Windows and can be used with apps for Android and iPhone. See <https://one.ubuntu.com/services/free/>

Q: Is a manual available for Lubuntu (running on an eeePC)?

A: There will not be a single manual. Some documentation will be available for Ubuntu and some for the LXDE desktop. There is Ubuntu documentation available on the official Ubuntu website <http://www.ubuntu.com/> and on the community supported website <https://wiki.ubuntu.com/> while LXDE documentation is available on the website http://wiki.lxde.org/en/Main_Page. Searching the web will reveal other information as well.

Q: Is there a Kindle ebook reader available on Linux?

A: Yes. There is one available direct from Amazon and there are third-party applications such as Calibre.

Try a web search as this will be an area where there is continuing change.

Text Editors

Presentation by James Cox

Text editors are programs designed for editing plain text, commonly for computer programming

or for input to websites (where subsequent formatting may be required). This differs from word processors that are principally intended for preparing text for printed presentation.

Text editors vary, from very simple programs used from the command line, such as Vi, Vim, Emacs, Nano and Joe, to more complex offerings aimed at providing more functions to the user.

More complex text editors, with graphical user interfaces (GUIs) include Gedit, Kate, Scribes and Focus Writer. A step further leads to programming environments that provide

extra facilities on top of editing.

James demonstrated use of several text editors to show the wide range of editing environments available.

File conversions

James continued his explanation of file conversion techniques, using the sample Wordstar documents from July's meeting. He showed a Ruby script he had written to make the multiple changes necessary to convert from a Wordstar document to a plain text file. More on that next meeting.

Video Inner East

by Richard Balsillie

July 2013

We started with a look at my new SmartLav microphone in action recording the audio for the meeting. Of particular interest was the digital clapboard app used to synchronise the sound with vision.

Members then became enthusiastic in critiquing some anonymous travel videos.

Next up was a tutorial video providing several tips on video shooting techniques.

This was followed by a look at some footage of the "3 Deep" underwater 3D camera, providing distortion free, totally focussed 5K high resolution video images.

Roger Wragg then provided a sneak preview of a tutorial video that demonstrated the assembly of a desktop computer.

After the break John Thomson introduced us to his new Boom-bandit lightweight jib.

In Member's videos we saw Ron Eggleston's encounters with leopards in South Africa. From John Argall's family came some exploding balloons in slow motion. This theme was continued with some stills by George Skarbek of other bursting balloons. Finally we had a look at the second half of my video on camping in the High Country.

Yarra Ranges Internet Group

by John Sapsford

July 2013

John reported on the recent Melb PC user Group Seminar "Build Your Own Workhorse Computer".

The Melbourne PC User Group is running a membership drive with rebates on annual membership dues for anyone who can sign up new members.

Bryan gave a brief summary on a presentation at the East Group from a representative of the ANZ bank about security issues with Internet banking and how to better protect your own

computer. Including to make sure you install security updates from Microsoft etc as soon as they become available.

There was a discussion about the importance of installing the latest update for Oracle Java.

The latest issue of *The 50+ News* has an article about a website (<http://www.freeprintable.net>) with a wide range of printable documents and templates for business and home users.

Shane gave a demonstration of some of the new features of Windows 8.1 (beta). This included

the Start Button, which was missing in Windows Version 8 and many had complained about. The Metro tiles can be re-sized and rearranged.

George Skarbek warned that when the final version of Windows 8.1 becomes available as a free download in October, the whole Windows 8 program will have to be reinstalled.

After morning tea Ron gave a demonstration of a free program from Microsoft called Zoom It. (<http://technet.microsoft.com/en-au/sysinternals/bb897434.aspx>) It would be very useful for tutors and presenters. It magnifies parts of the computer screen using keystrokes. It also includes highlighting in various colours.


Bryan mentioned the Gizmo website. (www.techsupportalert.com) You can sign up for a regular email.

Another interesting website with regular emails sent out is www.howtogeek.com

Other interesting software discussed included Insider which significantly improves Internet reception.

Startup Delayer Version 3.0.3 is another useful utility. It can be located on the August monthly disc.

The meeting concluded with some humorous videos and jokes and the regular Workshop followed.

		ABN 43 196 519 351 (Victorian Association Registration No. A0003293V) Unit 26, 479 Warrigal Road, Moorabbin VIC 3189 Telephone: (03) 9276 4000 Email: office@melbpc.org.au Web: www.melbpc.org.au		EMAIL ACCOUNT APPLICATION			
Membership No.		First Name		Last Name		DOB	
Address				Current Email Address			
Suburb		Post Code		Phone		Mobile Number	
Email User Name Selection							
List the user ("login") names you would like in order of preference, up to eight (8) lowercase letters, numbers may be used in place of letters. Write very clearly, to avoid confusing certain letters and numbers. User names are expressed in lower case letters only e.g. "John J. Jones" might request user names such as "john", "johnj", "jjones", "jjones2", etc. Any user name that is already allocated or deemed unsuitable in the opinion of the system administrators will not be allocated.						Choice 1. <input type="text"/> <input type="text"/> <input type="text"/> <input type="text"/> <input type="text"/> <input type="text"/> <input type="text"/> <input type="text"/>	
						Choice 2. <input type="text"/> <input type="text"/> <input type="text"/> <input type="text"/> <input type="text"/> <input type="text"/> <input type="text"/> <input type="text"/>	
						Choice 3. <input type="text"/> <input type="text"/> <input type="text"/> <input type="text"/> <input type="text"/> <input type="text"/> <input type="text"/> <input type="text"/>	
						Choice 4. <input type="text"/> <input type="text"/> <input type="text"/> <input type="text"/> <input type="text"/> <input type="text"/> <input type="text"/> <input type="text"/>	
For email account hosted at melbpc.org.au webmail which can also be accessed from any mail reading application such as Gmail, Outlook, Thunderbird etc.							
Access to the Melb PC newsgroups and a discussion forum where you will find a friendly, helpful bunch of people. Discussions include computing and almost every other topic under the sun! http://melbpc.org.au/isp/							

Everything Apple

Convener:
Susan Jensen 9885 7060

Assistant Convener:
Damian Vuleta 9509 9992

E-mail to: applesig@melbpc.org.au
or everything-apple@ausom.net.au

A joint venture between MelbPC and AUSOM. The emphasis will be on Apple iDevices (iPod, iPhone, iPad, AppleTV, Time Capsule Airport Extreme) and helping people understand the Mac environment.

Next Meeting: 10th September

2:00 pm

Personal security on the Internet

Presented by Geoff Wallace

How much personal information should you provide to websites? How does one preserve privacy and stay in control of one's identity? How can you make and store a secure password? What security should you set up on your wi-fi system? Geoff will look at different ways of keeping your personal details safe while online.



3:00 pm

Q & A session

Presented by Susan Jensen

Bring your Mac or iDevice questions and we will try to answer them. There will be a 15-minute break for tea and coffee, and time for questions afterwards.

**Second Tuesday each month (except January), 2pm-4pm
Melb PC Headquarters, Level 1, 479 Warrigal Rd, Moorabbin 3189**

Everything iPad/iPhone

Convenor: Dick Johnson 9857 7362

E-mail to: applesig@melbpc.org.au
or everything-ipad@ausom.net.au

A joint venture between MelbPC and AUSOM with an emphasis on the Apple iPad and iPhone, and helping people understand the iOS environment.

Next Meeting: September 18

2:00 pm **Preview of iOS 7** *Presented by Susan Jensen*

iOS 7, Apple's latest operating system for iDevices, was recently unveiled at the World Wide Developers' Conference in San Francisco.

Susan presents a video from WWDC and looks at new features in the new operating system.

This will be a full two hour session with a short break around 3pm.



**3rd Wednesdays, 2:00 pm - 4:00 pm (except January)
Moorabbin Interest Group Room 479 Warrigal Road, Moorabbin**

GROUP DETAILS

Purple headings are special interest groups.

Blue headings are special interest groups at Melb PC Headquarters, Moorabbin.

Green headings are local/general groups.

Red indicates a recent change.

Details of the interest groups are also available at: <http://groups.melbpc.org.au>

Or download the full descriptions as a PDF file:

<http://ccedesign.com.au/melbpc/melbpc-landing-page.html>

ACCESS (DATABASE) AND EXCEL

access@melbpc.org.au

<http://groups.melbpc.org.au/~access/>

Convener: Craig Evans Craig_Evans@racv.com.au

Date: Second Monday of each month
(except January)

Time: 6.30pm-8.30pm

Venue: Melb PC Headquarters
Level 1, 479 Warrigal Rd, Moorabbin 3189

ADOBE VIDEO

adobevideo@melbpc.org.au

<http://groups.melbpc.org.au/~adobevideo/>

Convener: Kathy Rouse 9580 6386

Date: First Thursday of each month
(except January)

Time: 1.30pm-4pm

Venue: Melb PC Headquarters
Level 1, 479 Warrigal Rd, Moorabbin 3189

ANYWHERE, ANYTIME (NEWSGROUPS)

anywhere@melbpc.org.au

<http://groups.melbpc.org.au/~anywhere/>

Convener: Kevin Martin (evening only)
5964 7627 or 0407 343 162

Time: 24/7

Venue: As you choose.

BALLARAT

ballarat@melbpc.org.au

Convener: Alan Pittard 5339 4235

Date: First Thursday of each month

Time: 7.30pm-9.45pm

Venue: Midlands Golf Club Heinz Lane Ballarat

BAYSIDE

bayside@melbpc.org.au

<http://groups.melbpc.org.au/~bayside/>

Convener: John Morris 9583 4095

Graham Ackland 9589 6229

Date: Third Thursday of each month

Time: 10am-12 noon main meeting

12.00-1pm beginners' subgroup

Venue: St Stephens Church Hall, Cnr Cochrane
Street and North Road Brighton.

CASEY

casey@melbpc.org.au

<http://groups.melbpc.org.au/~casey/>

Convener: Jan Whitaker 9705 9009

Jan Weiner 9560 6924

Date: Second Friday each month (except
January)

Time: 12.30pm-3pm

Venue: Narre Warren Library (Fountain Gate)
Overland Drive Narre Warren 3805
9704 7696 Melway: Map 110 Ref D4

CASEY WORKSHOP

Convener: Jan Weiner 9560 6924

Jan Whitaker 9705 9009

Date: Fourth Friday of each month

Time: 12.30-3.00pm

Venue: Narre Warren Library (Fountain Gate)
Overland Drive Narre Warren 3805
9704 7696 Melway: Map 110 Ref D4

COMMUNICATIONS

comms@melbpc.org.au

Convener: Philip Lew 9822 2998 (BH)
Date: Second Wednesday of each month (except January)
Time: 7pm-9.30pm
Venue: Melb PC Headquarters
Level 1, 479 Warrigal Rd, Moorabbin 3189

DIGITAL PHOTOGRAPHY

Convener: Ian Bock 9807 3701
bockey@melbpc.org.au
Date: Third Friday of each month (except December)
Time: 10am-12noon
Venue: Wadham House 52 Wadham Parade
Mt Waverley Melway 61 E12

E-BOOK

ebook@melbpc.org.au

Convener: Dennis Fieldhouse 9557 6847
John Swale 0417 530 766
Date: Second Thursday of each month (except January)
Time: 7pm
Venue: Melb PC Headquarters
Level 1, 479 Warrigal Rd, Moorabbin 3189

EAST

east@melbpc.org.au

<http://groups.melbpc.org.au/~east>

Convener: Paul Woolard 9877 1059
Ian Dewhurst 0438 480 500
Date: Second Wednesday of each month (except January)
Time: 7.30pm-10pm
Venue: Vermont South Community House
Karobran Drive Vermont South
Melway 62 G7

BEAST (EAST BEGINNERS)

beast@melbpc.org.au

Convener: Dave Botherway
Date: Third Sunday (January to November)
Second Sunday (December)
Time: 10am-12.30pm
Venue: Vermont South Community Centre
Karobran Drive Vermont South
Melway 62 G7

GENEAST (EAST GENEALOGY)

geneast@melbpc.org.au

Convener: Ron Harper rharper@melbpc.org.au
Date: Third Sunday (January to November)
Second Sunday (December)
Time: 1pm-3.30pm
Venue: Vermont South Community Centre
Karobran Drive Vermont South M:62 G7

EAST WORKSHOP

eastwsh@melbpc.org.au

<http://groups.melbpc.org.au/~eastwsh>

Convener: Ken Gubbins 9842 8875
Jeff Webster 9078 0879
Date: Second Sunday
Time: 10am-2pm
Venue: Wadham House 52 Wadham Parade Mt
Waverley rear of Library. Melway 61 E12.

ESSENDON

essendon@melbpc.org.au

<http://groups.melbpc.org.au/~essendon>

Convener: John Guegan 9317 7114
Date: First, second, and third Friday
Time: 9:30am-12 noon
Date: Fourth Wednesday (except January)
Time: 7pm-9pm
Venue: Nancye Kirchner Neighbourhood Centre,
Doyle Street Avondale Heights
Melway 27 D6

First Friday: Main meeting. Second Friday: Open Forum.
Fourth Friday: Varies (check website for details). Fourth
Wednesday Night: Multimedia/General.

EVERYTHING APPLE

everything-apple@ausom.net.au

Convener: Susan Jensen 9885 7060
Damian Vuleta 9509 9992
Date: Second Tuesday each month (except Jan)
Time: 2pm-4pm
Venue: Melb PC Headquarters
Level 1, 479 Warrigal Rd, Moorabbin 3189

EVERYTHING IPAD

everything-ipad@ausom.net.au

Convener: Dick Johnson 9857 7362
Date: Third Wednesday (except January)
Time: 2pm-4pm
Venue: Melb PC Headquarters
Level 1, 479 Warrigal Rd, Moorabbin 3189

GROUP DETAILS

GRAPHICS/ANIMATION

graphics@melbpc.org.au

<http://groups.melbpc.org.au/~graphics>

Convener: Yahya Abdal-Aziz
Roger Wragg rdwragg@fastmail.fm
Date: Third Monday of each month
Time: 7.30pm-9.30pm
Venue: Melb PC Headquarters
Level 1, 479 Warrigal Rd, Moorabbin 3189

HARDWARE

Convener: Kelvin Cording 9438 1047
kcording@bigpond.net.au
Bill Dair 9802 4242
wedair@melbpc.org.au
Date: Second Friday (except January)
Time: 10am-12 noon
Venue: Wadham House 52 Wadham Parade
Mt Waverley Melway 61 E12.

IHELP

ihelp@melbpc.org.au

<http://groups.melbpc.org.au/~ihelp>

Convener: Rotational
(check with office for current details)
Date: Approximately 6 monthly
Time: 7-9pm
Venue: Melb PC Headquarters
Level 1, 479 Warrigal Rd, Moorabbin 3189

LAN-SLIDE GAMING

<http://www.lanslide.com.au>

<http://www.facebook.com/groups/lanslide>

Convener: Brendon Taylor, Craig Mattson
Date: (TBA)
Time: 26-hour gaming event
10am Saturday until 12pm Sunday
Venue: Melb PC Headquarters
Level 1, 479 Warrigal Rd, Moorabbin 3189

LINUX AND OPEN SOURCE

linux@melbpc.org.au

<http://member.melbpc.org.au/~linux>

Convener: James Cox 9885 5503
Date: **Second Tuesday (except Jan)**
Time: 7pm-9.30pm
Venue: Melb PC Headquarters
Level 1, 479 Warrigal Rd, Moorabbin 3189

LINUX AND OPEN SOURCE WORKSHOP

linux@melbpc.org.au

<http://member.melbpc.org.au/~linux>

Convener: James Cox 9885 5503
Date: **Second Tuesday (except Jan)**
Time: **4pm-7pm**
Venue: Melb PC Headquarters
Level 1, 479 Warrigal Rd, Moorabbin 3189

MACE (MELBOURNE ATARI COMPUTER ENTHUSIASTS)

mace@melbpc.org.au

Convener: Andrew Boschan 5426 1917 AH
Roger Davies 9879 1109
Enquiries 0500 818 448
Date: Third Sunday of each month
Time: 10am-2pm
Venue: Melb PC Headquarters
Level 1, 479 Warrigal Rd, Moorabbin 3189

MACEDON RANGES

mrgpc@melbpc.org.au

Convener: John Hunter 0406 868 226
Date: Third Sunday of each month
Time: 2-4pm
Venue: Further Education Centre
18 Hamilton St Gisborne

MAKING MONEY ON THE INTERNET

amsig@melbpc.org.au

<http://groups.melbpc.org.au/~amsig>

Convener: George Skarbek 9561 6362
Paul Hemsworth 9337 4947
Date: Second Saturday of each month
(except December and January)
Time: 10am-12 noon
Venue: Melb PC Headquarters
Level 1, 479 Warrigal Rd, Moorabbin 3189

MICROCONTROLLER

micro@melbpc.org.au

Convener: Philip Lew 0428 567 019
John Hollow 0417 031 164
Date: Second Wednesday (except January)
Time: 7pm-9.30pm
Venue: Melb PC Headquarters
Level 1, 479 Warrigal Rd, Moorabbin 3189

MICROCONTROLLER WORKSHOP

micros@melbpc.org.au

Convener: Robert Brown, Geoff Lethbridge,
John Shirt
Date: Second Saturday (except Jan)
Fourth Saturday (except December)
Time: 11pm-4pm
Venue: Melb PC Headquarters
Level 1, 479 Warrigal Rd, Moorabbin 3189

MORNINGTON PENINSULA

pennsula@melbpc.org.au

<http://groups.melbpc.org.au/~pennsula>

Convener: (interim) Lindsay Wiles 9775 3069
lwiles@westnet.com.au
(interim) Ian Thomson
iaroth@netspace.net.au
(interim) Colin Ackehurst
colin_a_ackehurst@bigpond.com
Date: Third Monday of each month (except Dec)
Time: 9.30am Day meeting
12.30pm Graphics Workshop
2.30pm Genealogy
Venue: Mornington Information Centre
320 Main St Mornington

MORNINGTON PENINSULA GRAPHICS WORKSHOP

pennsula@melbpc.org.au

<http://groups.melbpc.org.au/~pennsula>

Date: Third Monday of each month (except Dec)
Time: 12.30pm
Venue: Mornington Information Centre
320 Main St Mornington

MORNINGTON PENINSULA GENEALOGY

pennsula@melbpc.org.au

<http://groups.melbpc.org.au/~pennsula>

Date: Third Monday of each month (except Dec)
Time: 2.30pm
Venue: Mornington Information Centre
320 Main St Mornington

MULTIMEDIA

multimed@melbpc.org

<http://www.melbpc.org>

Convener: John Hall 9803 2731
johnhall@melbpc.org.au
Kelvin Cording 9438 1047
kcording@bigpond.net.au
Date: First Friday of each month
(except January)
Time: 10am-12 noon
Venue: Wadham House 52 Wadham Parade
Mt Waverley Melway 61 E12.

MUSIC

music@melbpc.org.au

<http://groups.melbpc.org.au/~music>

Convener: Yahya Abdal-Aziz, David Godfred
Date: Third Thursday of each month
Time: 7.30pm-9.30pm
Venue: Melb PC Headquarters
Level 1, 479 Warrigal Rd, Moorabbin 3189

NEWSGROUPS

See Anywhere, Anytime SIG.

NORTH EAST

neast@melbpc.org.au

<http://groups.melbpc.org.au/~neast>

Convener: Lynnette Hammet
lynnhammet@netspace.net.au; Choi Lai
Date: Fourth Tuesday of each month
(except December)
Time: 7.30pm-9.30pm
Venue: Uniting Church Hall 19 Seddon Street
Ivanhoe, parking at the rear, Melway 31 F8

NORTH EAST DAYTIME

neday@melbpc.org.au

Convener: Colin Lampshire 9857 5372
or 0413 640 408 lampshir@melbpc.org.au
Date: Second Thursday of every month
(except January)
Time: 10am-12.15pm
Venue: Uniting Church Hall 19 Seddon Street
Ivanhoe, parking at the rear, Melway 31 F8.

Every alternate month we specialise in issues relating to
Photography/Digital Imaging.

GROUP DETAILS

NORTH EAST ANDROID

Convener: Colin Lampshire 9857 5372
or 0413 640 408 lampshir@melbpc.org.au
Kelvin Cording 9438 1047
Date: Third Wednesday of each month
(except January)
Time: 10am to 12pm
Venue: Uniting Church Hall 19 Seddon Street
Ivanhoe, parking at the rear, Melway 31 F8.

NORTH EAST GENEALOGY

negen@melbpc.org.au
<http://member.melbpc.org.au/~negen/>
Convener: Allan Medforth 9410 9034
Vilma Stargatt
Date: First Tuesday of each month
(except January)
Time: 10am-12.45pm
Venue: Uniting Church Hall 19 Seddon Street
Ivanhoe, parking at the rear, Melway 31 F8.

NORTH EAST PHOTOGRAPHY/DIGITAL IMAGING

neday@melbpc.org.au
Convener: Colin Lampshire 9857 5372
or 0413 640 408 lampshir@melbpc.org.au
Date: Second Thursday of every second month
(except January)
Time: 10am-12.15pm
Venue: Uniting Church Hall 19 Seddon Street
Ivanhoe, parking at the rear, Melway 31 F8

NORTHERN SUBURBS LINUX

nslig@melbpc.org.au
<http://groups.melbpc.org.au/~nslig>
Convener: David Hatton, Stephen Davidson
Date: Third Monday of each month
(except December)
Time: 7.30pm to 9.30pm
Venue: Community Meeting Room Watsonia
Library, Ibbotson St Watsonia Melway 20 E4.

PROGRAMMING

program@melbpc.org.au
<http://groups.melbpc.org.au/~program>
Convener: Mohan Gupta 0421 214 081
Roger Plant 0403 789 593
Date: Fourth Tuesday of each month
Time: 6.30pm-9pm.
Venue: Melb PC Headquarters
Level 1, 479 Warrigal Rd, Moorabbin 3189

RASPBERRY PI

Convener: John Hall 9803 2731
johnhall@melbpc.org.au
Lance Lloyd 9884 5559
lance.melbpc@fastmail.fm
Date: Fourth Friday of the month
(except December)
Time: 10am-12noon
Venue: Wadham House, 52 Wadham Pde
Mount Waverly, Melway 61 E12

SONY VIDEO PRODUCTION

Convener: Roger Wragg rdwragg@fastmail.fm
Bob Flack
Date: Second Wednesday of the month
Time: 10am-12 noon
Venue: Melb PC Headquarters
Level 1, 479 Warrigal Rd, Moorabbin 3189

SUNBURY

sunbury@melbpc.org.au
<http://groups.melbpc.org.au/~sunbury>
Convener: Kevin Day 9744 2514
Kevin Hale 9740 5786
Date: Every Thursday
Time: 9.30am-12 noon
Date: First Thursday:
New users, but everyone welcome
Second Thursday:
Maintenance, problems discussed, some-
times solved
Third Thursday:
Main meeting, demos, presentations etc.
Fourth Thursday:
Linux, a new experience
Fifth Thursday (when there is one):
Maintenance
Venue: Sunbury Senior Citizens Centre (back room)
8 O'Shannassy Street Sunbury Melway 382 E4.

SUNBURY: NEW USERS, MAINTENANCE, LINUX

sunbury@melbpc.org.au

<http://groups.melbpc.org.au/~sunbury>

Convener: Kevin Day 9744 2514
Kevin Hale 9740 5786

Date: Every Thursday

Time: 9.30am-12 noon

Date: First Thursday: New users, but everyone welcome
Second Thursday: Maintenance, problems
Third Thursday: Main meeting, demos, presentations etc.
Fourth Thursday: Linux, a new experience
Fifth Thursday (when there is one): Maintenance

Venue: Sunbury Senior Citizens Centre (back room) 8 O'Shannassy Street Sunbury Melway 382 E4.

VIDEO INNER EAST

<http://users.tpg.com.au/adslo8nb/vie/index.html>

Convener: Richard Balsillie 9809 4116

Date: Fourth Monday of each month (except December)

Time: 7pm-9.30pm

Venue: Balwyn Library Meeting Room
336 Whitehorse Road Balwyn.

WAFFLE (WINE AND FINE FOOD LOVERS EVENT)

Convener: Tom Rado 9807 4072 trado@melbpc.org.au

Date: First Wednesday of each month (except January)

Time: 9.40pm (following the Monthly Meeting at Melb PC Headquarters)

Suspended indefinitely due to the non-availability of a suitable venue. Suggestions of any suitable venue following the Monthly Meetings are sought; contact Tom Rado, 9807 4072, trado@melbpc.org.au.

WASINT (WEB AND SOFTWARE INVESTMENT TOOLS)

wasint@melbpc.org.au

<http://groups.melbpc.org.au/~wasint>

Convener: Richard Solly

Date: Second Tuesday (except January)

Time: 10.30am-12.30pm

Venue: Melb PC Headquarters
Level 1, 479 Warrigal Rd, Moorabbin 3189

WEBSITE DESIGN

webdesign@melbpc.org.au

<http://groups.melbpc.org.au/~webdesign>

Convener: Fleur Stephens 0407 330 963

Date: Fourth Sunday
(except December and January)

Time: 2pm-4pm

Venue: Melb PC Headquarters
Level 1, 479 Warrigal Rd, Moorabbin 3189

WYNDHAM

wynd@melbpc.org.au

<http://groups.melbpc.org.au/~wynd>

Convener: Chris Hughes 9731 0891, John Healey

Venue: Room 3 Central Park Community Centre
Lonsdale Circuit off Franklin Blvd.
Hoppers Crossing. Melway 206 J-1.

Date: Third Tuesday of each month
(except December and January)

Time: 7.30pm-9.30pm

WYNDHAM MULTIMEDIA

wynd@melbpc.org.au

<http://groups.melbpc.org.au/~wynd>

Convener: Chris Hughes 9731 0891, John Healey

Date: Second Monday of each month
(except January)

Time: 7.30pm-9.30pm

Venue: Room 3 Central Park Community Centre
Lonsdale Circuit off Franklin Blvd.
Hoppers Crossing. Melway 206 J-1.

YARRA RANGES

yrig@melbpc.org.au

<http://groups.melbpc.org.au/~yrig>

Convener: Bryan Paten 0429 430 640
Shane Mason 9733 5390

Date: Fourth Tuesday (except December)

Time: 9.15am (followed by the Workshop)

Venue: Japara Community House
13 Leith Road Montrose Melway 52 D7

YARRA RANGES WORKSHOP

yrig@melbpc.org.au

<http://groups.melbpc.org.au/~yrig>

Convener: Bryan Paten 0429 430 640
Shane Mason 9733 5390

Date: Fourth Tuesday (except December)

Time: After the 9.15am main meeting

Venue: Japara Community House
13 Leith Road Montrose Melway 52 D7

MELB PC APPLICATION FORM



ABN 43 196 519 351
 (Victorian Association Registration No. A0003293V)
 Unit 26, 479 Warrigal Road, Moorabbin VIC 3189
 Telephone: (03) 9276 4000
 Email: office@melbpc.org.au
 Web: www.melbpc.org.au

APPLICATION FOR MOBILE BROADBAND

Name		
Membership Number	Melbourne PC	AUSOM
Address		Current Contact Email Address
Suburb	Post Code	Phone

12 month contract (2GB download per month) **\$210.00**

1. Optus Platinum USB Modem (E367) sim and aerial included in price
2. Micro sim to suit iPad/tablet (no modem required)
3. Optus 3G mini wifi Huawei Modem E586 (portable hotspot) connects up to 5 devices at once. Includes rechargeable battery and USB cable.

Payment Details

Name on Card	Expiry Date on card	Signature	Date
<input type="text"/>	<input type="text"/>	<input type="text"/>	<input type="text"/> / <input type="text"/> / <input type="text"/>



The latest USB Modem from Optus SMB, which is HSPA+ ready, ideal for customers who want to future proof their device. This new modem is great for members that already have a PC/Device and spend a lot of time out of the office. They want to ensure they have optimum performance on the Optus Business Open Network and want to future proof any solution they buy to save money long term.

Key Features:

- HSPA+ Ready
- Plug and play connectivity
- Portable slimline design
- Automatic firmware updates
- Supports Micro SD cards (not included)
- External Antenna (included)
- PC and Mac compatible

Specifications:

- HSPA+/HSPA/UMTS (900/2100MHz network compatible)
- Equalizer and receive diversity
- External antenna interface
- Data and SMS Service
- Plug and Play
- Micro SD Card Slot (card not included)



Get connected to mobile internet, at home or on the go, with the E586 Mini WiFi modem on an Optus data plan. Connect up to five WiFi devices including tablets, laptop computers, mobile phones and gaming devices. Plus, you can use it as a USB storage device thanks to its integrated MicroSD card slot.

- Connect up to five different devices to mobile internet, whether you're at home, work or on the move - all through the Optus 3G dual-band network.
- Whether you want to connect your laptop computer, tablet, mobile phone or gaming device to mobile internet, as long as it has WiFi, it's a snap.
- With a user-friendly interface, one touch connection and OLED display screen, the E586 Mini WiFi ensures getting connected is a breeze.
- The E586 Mini WiFi supports optional MicroSD memory cards up to 32GB, allowing you to store and deliver more movies, music, photos, documents and files to your device.
- PC and Mac compatible

OFFICE USE ONLY

S/N	SIM
-----	-----