

East SIG

# Simple Tab Groups

-

Declutter your browser tab bar  
&  
organise your tabs into Groups

*Neil Muller, February 2021*  
*muller@melbpc.org.au*

# Simple Tab Groups

- Declutter your browser tab bar

- Summary

- Why I needed a program like Simple Tab Groups?
- Brief introduction & installation of Simple Tab Groups
- View video by Percy Jules
- Worked example for the Typical Firefox user like myself
- Program Features
- My setup
- Other browsers

# Simple Tab Groups

## - Declutter your browser tab bar

- My Web browsing with Firefox
  - Long term Firefox user, still use other browsers
  - I had too many tabs open & it was taking too long to find websites I had open on the tab bar.
  - I wasn't using the Firefox Bookmark Manager except for a few bookmarks saved to the Bookmark Toolbar.
  - I needed to get more organised
  - Started searched the web for a better Bookmark Manager
  - While searching I heard about grouping tabs so then started searching for those.
  - Viewed a YouTube video on "Simple Tab Groups"
  - I was impressed and thought I'd give STG a try.
  - I also looked at how other browsers were implementing tab groupings
  - Installed STG about 3-4 months ago and haven't looked back

# Set Firefox to "Restore previous session"

A screenshot of the Firefox browser interface showing the 'about:preferences' page. The browser's address bar shows 'about:preferences' and the title 'Firefox'. The left sidebar contains navigation options: 'General' (selected), 'Home', 'Search', 'Privacy & Security', and 'Sync'. The main content area is titled 'General Startup' and includes the following settings:

- Restore previous session
- Warn you when quitting the browser
- Always check if Firefox is your default browser
- Firefox is currently your default browser

Below this, the 'Tabs' section is visible with the following settings:

- Ctrl+Tab cycles through tabs in recently used order
- Open links in tabs instead of new windows
- When you open a link in a new tab, switch to it immediately
- Show tab previews in the Windows taskbar

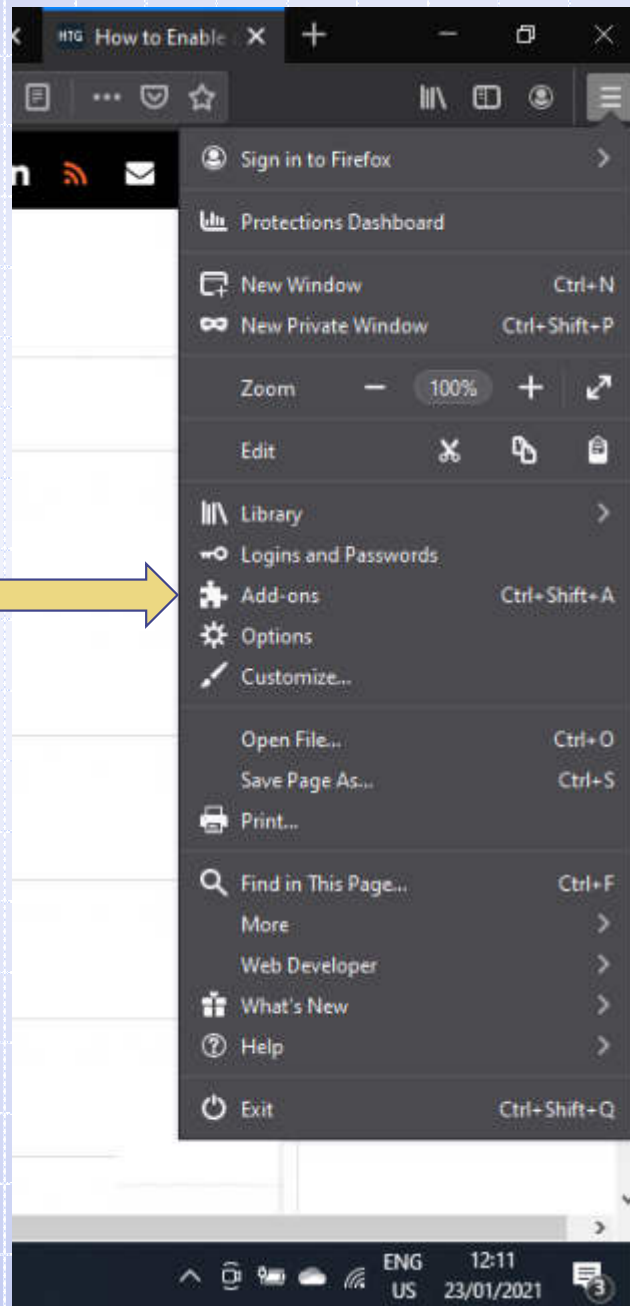
At the bottom, a notification states: 'An extension, Simple Tab Groups, requires Container Tabs.' On the right side, the 'hamburger menu' (three horizontal lines) is highlighted with a red box. A yellow arrow points from the text 'Step 1 - Select 3 bars' to this menu. The menu is open, showing options such as 'Sync and save data', 'New Tab', 'New Window', 'New Private Window', 'Bookmarks', 'History', 'Downloads', 'Passwords', 'Add-ons and Themes', 'Print...', 'Save Page As...', 'Find In Page...', 'Zoom', 'More Tools', 'Help', and 'Exit'. The 'Settings' option is highlighted with a red box, and a yellow arrow points from the text 'Step 2 - Select "Settings"' to it. In the 'Startup' section, the 'Restore previous session' checkbox is also highlighted with a red box, and a yellow arrow points from the text 'Step 3 - Tick Check Box' to it. The browser's address bar shows several open tabs: 'Android', 'MelbPC', 'Zoom Links', 'Music', 'News-Magazines', 'Library', 'YouTube Channels', 'CCTV', and 'Ca...'. The zoom level is set to 100%.

# What is Simple Tab Groups?



- Simple Tab Groups is an add-on for Firefox that creates & modifies tab groups
- Simple Tab Groups is an easy way to declutter your browser and organize your tabs
- STG is easy to use and very convenient
- STG closes tabs rather than hides them like similar programs.
- Has become my default Bookmark manager. Although I still use the Bookmark Toolbar.
- With STG I'm now much more organised than I was previously
- Firefox has not yet implemented tab groupings.
- Other Chromium based browsers are beginning to incorporate tab groupings as a feature within their browsers. Time permitting I hope to show those. In my opinion none are as good as STGs.

# Installing "Simple Tab Groups" Add-on



Step 1

Step 2

# Installing Simple Tab Groups in Firefox



A screenshot of the Firefox browser's Add-ons page. The address bar shows 'about:addons'. The search bar contains 'Simple Tab Groups'. A yellow arrow points from the search bar to the 'Extensions' link in the left sidebar. Another yellow arrow points from the text 'Step 3' to the search bar. The page displays 'Manage Your Extensions' and 'Recommended Extensions' with a list of add-ons including Dark Reader and AdGuard AdBlocker. A Windows taskbar is visible at the bottom with various application icons and system tray information.

Find more add-ons

Step 3

Recommendations

Manage Your Extensions

Extensions

Themes

Plugins

Recommended Extensions

Some of these recommendations are personalized. They are based on other extensions you've installed, profile preferences, and usage statistics. [Learn more](#)

**Dark Reader**  
by Alexander Shutau [+ Add to Firefox](#)  
Enable night mode for a better viewing experience.  
★★★★☆ Users: 566,381

**AdGuard AdBlocker**  
by Adguard Software Ltd [+ Add to Firefox](#)  
Block all ads—video, pop-ups, banners & more.  
★★★★☆ Users: 440,817

Firefox Options

Add-ons Support

New video call features for your PC  
Video chat with no sign ups or downloads.

HTTPS Everywhere [+ Add to Firefox](#)

# Installing Simple Tab Groups in Firefox



Lenovo Think... Lenovo Login... Download th... New in Thun... Fleetwood M... HTG How-To Geek... Articles by: T... HTG How to Enab... Add-ons Man... Search res. X + - □ X

https://addons.mozilla.org/en-US/firefox/search/?q=Simple+Tab+Groups&platform=WINNT&appver=84.0.2&utm\_s...

Extension Workshop Developer Hub Register or Log in

Firefox Browser  
**ADD-ONS** Explore Extensions Themes More... ▾

Simple Tab Groups

### 97 results found for "Simple Tab Groups"

Filter results

Sort by  
Relevance ▾

Add-on Type  
All ▾

Operating System  
All ▾

Badging  
Any ▾

#### Search results

	<b>Simple Tab Groups</b> <span>Recommended</span>	← <b>Step 4</b>	26,386 users
	<b>Panorama Tab Groups</b> Panorama Tab Groups are an easy way to organize a lot of tabs. You can visually group related tabs and switch between groups. Panorama Tab Groups is an updated fork of Panorama View.		5,245 users
	<b>Tiled Tab Groups</b> Provides tab groups / panorama functionality using the tab hide api. Manage tab groups in a compact, tiled groups view.		291 users

Windows taskbar: Start, Search, Task View, Firefox, Edge, File Explorer, Mail, Chrome, Firefox, Teams, Outlook, OneDrive, Settings, Network, Volume, ENG US 12:17 23/01/2021



# Installing Simple Tab Groups in Firefox



**Simple Tab Groups**  
by Drive4ik

Create, modify, and quickly change tab groups

**Recommended**

**Step 5** → **+ Add to Firefox**

26,386 Users      826 Reviews      4.2 Stars

5 ★	520
4 ★	133
3 ★	55
2 ★	38
1 ★	80

**Rate your experience**

How are you enjoying Simple Tab Groups?


Log in to rate this extension

Report this add-on for abuse

**Screenshots**

Important!! Enable this checkbox!

https://addons.mozilla.org/firefox/downloads/file/3683240/simple\_tab\_groups-4.7-fx.xpi



# Installing Simple Tab Groups in Firefox



Simple Tab Groups by Drive4ik

Create, modify, and quickly change tab groups

**Step 6**

Permissions:

- Access your data for all websites
- Download files and read and modify the browser's download history
- Monitor extension usage and manage themes
- Display notifications to you
- Access recently closed tabs
- Hide and show browser tabs
- Access browser tabs

26,386 Users | 826 Reviews | 4.2 Stars

Stars	Count
5 stars	520
4 stars	133
3 stars	55
2 stars	38
1 star	80

Rate your experience

How are you enjoying Simple Tab Groups?

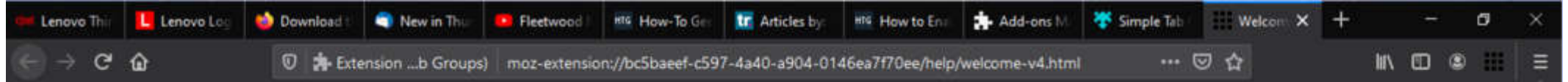
Log in to rate this extension

Report this add-on for abuse

Screenshots

Firefox Add-ons page showing the extension details and screenshots of the extension in use.

# Installing Simple Tab Groups in Firefox



**Please enable "Restore previous session" in browser settings.  
This is necessary to maintain communication between the group and the tab,  
otherwise the tabs will not open when the browser starts and will be lost from the add-on.  
the add-on will stop working.**

Simple Tab Groups has been added to Firefox.  
Manage your add-ons by clicking + in the ☰ menu.

Allow this extension to run in Private Windows

Okay, Got It

A screenshot of the Firefox Options dialog box, specifically the 'Startup' section. The 'Restore previous session' checkbox is unchecked. The 'Nightly is not your default browser' message is visible. The 'Tabs' section shows 'Ctrl+Tab cycles through tabs in recently used order' and 'Open links in tabs instead of new windows' checked. A search bar 'Find in Options' is at the top right of the dialog.

Step 7



# Installing Simple Tab Groups in Firefox



Firefox Browser  
**ADD-ONS** Explore Extensions Themes More... ▾

**Simple Tab Groups**  
by Drive4ik

Create, modify, and quickly change tab groups

Remove

Recommended

Search right arrow to focus on active tab/group

Create new group

Show other tabs

Manage groups

Stars	Users	Reviews
5 ★	520	
4 ★	133	
3 ★	55	
2 ★	38	
1 ★	80	

Rate your experience

How are you enjoying Simple Tab Groups?

Log in to rate this extension

Screenshots

ENG 12:33  
US 23/01/2021

# Video



## “Simple Tab Groups My new favorite Firefox addon...?” by Percy Jules



<https://www.youtube.com/watch?v=6m09F312soQ>

# Typical Firefox User

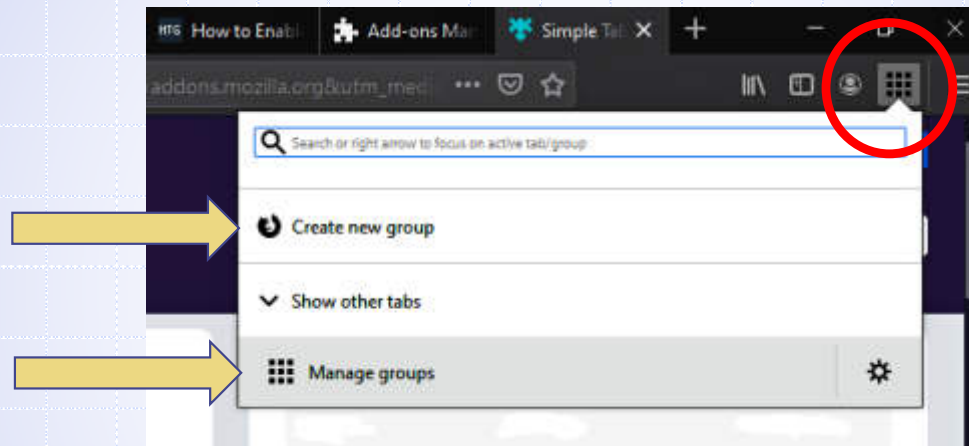


- So far:
  - I've described Simple Tab Groups and why I needed it
  - Shown how to installed STG
  - Looked at a video giving a good introduction to using STG.
- However most users like me will have a large number of tabs already open which they wish to keep
- The process for us is slightly different to that shown in the video.
- Step 1 - Write down a list of topic names for your Tab Groups.  
e.g. MelbPC, Holidays, Technology, Photography, Software, Home, Android, Music, Video, Health, Office procedures etc.  
More tabs can be added along the way.

# Using Simple Tab Groups - Continued



- The next step is to create your first Tab Group by clicking the STG toolbar icon and select "create new group"



- The first group created will include all open tabs. This group doesn't have a name.
- Create groups for each of the topics listed earlier
- Drag each tab into the appropriate group using Manage Groups icon
- Demonstration: Existing Firefox user with multiple tabs already open.

# Step 1: Create the first Tab Group



The screenshot shows the Firefox Add-ons page for the 'Simple Tab Groups' extension by Drive4ik. A red box highlights the extension's menu, which is open. A yellow circle with the number '1' points to the search bar in the menu, and another yellow circle with the number '2' points to the 'Create new group' button. Below the menu, a table shows the extension's rating distribution:

Stars	Count
5	520
4	133
3	55
2	38
1	80

At the bottom of the page, there is a 'Rate your experience' section with a 'Log in to rate this extension' button, and a 'Screenshots' section showing various views of the extension in use.



# Step 1: Creating the first Tab Group – Group 1

A screenshot of the Firefox Add-ons page for the 'Simple Tab Groups' extension by Drive4ik. The page shows the extension's name, a 'Recommended' badge, and a 'Remove' button. A 'Create new group' dialog box is open, showing a text input field with 'Group 1' and 'OK' and 'Cancel' buttons. A yellow arrow points to the 'OK' button. The background shows a list of ratings for the extension, with 5 stars having 520 ratings, 4 stars having 133, 3 stars having 55, 2 stars having 38, and 1 star having 80. The Windows taskbar is visible at the bottom, showing the time as 12:23 on 23/01/2021.

Firefox Browser  
**ADD-ONS** Explore Extensions Themes More... ▾

**Simple Tab Groups**  
by Drive4ik

Create, modify, and quickly change tab groups Remove

**Rate your experience**

How are you enjoying Simple Tab Groups?

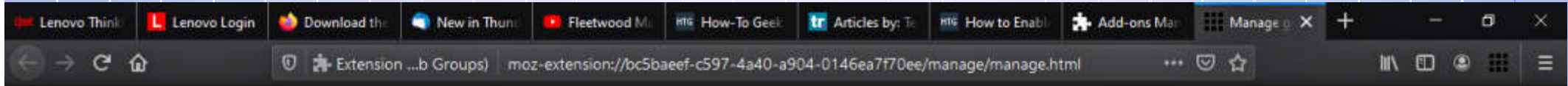
[Log in to rate this extension](#)

**Screenshots**

Rating	Count
5 stars	520
4 stars	133
3 stars	55
2 stars	38
1 star	80

ENG 12:23  
US 23/01/2021

# Tab Group 1 created, displaying all open tabs




Simple Tab Groups - Manage groups

Show tabs with thumbnails in "Manage groups" page  
 Show archived groups

Search

Show other tabs 1/10 tabs active

- Lenovo ThinkPad G560 Specs - CNET
- Lenovo Login
- Download the Firefox Browser on your Mobile for iOS and Android
- New in Thunderbird 78 — Thunderbird
- Fleetwood Mac - Tusk (Official Music Video) - YouTube
- How-To Geek - We Explain Technology
- Articles by: TechRadar Australia | TechRadar
- How to Enable and Use Collections in Microsoft Edge
- Add-ons Manager
- STG Manage Groups



Create new group

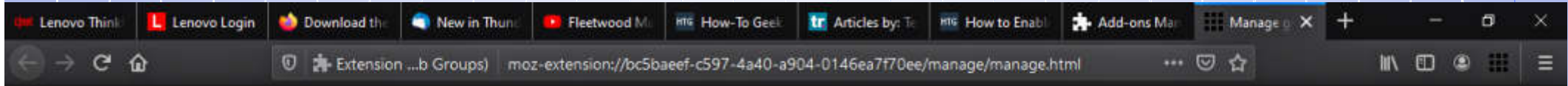


# Create a new Tab Group



The screenshot shows the Firefox browser interface with the 'Simple Tab Groups - Manage groups' extension active. The browser's address bar shows the URL: `moz-extension://bc5baeef-c597-4a40-a904-0146ea7f70ee/manage/manage.html`. The extension's interface includes a search bar at the top with the placeholder text 'Search or right arrow to focus on active tab/group'. Below the search bar, there are three main options: 'Create new group', 'Show other tabs', and 'Manage groups'. The 'Manage groups' option is highlighted with a grey background and includes a gear icon for settings. A red circle highlights the 'Manage groups' icon in the browser's tab bar. A yellow arrow points from the 'Manage groups' icon in the tab bar to the 'Create new group' option in the extension's menu. Another yellow arrow points from the 'Create new group' option to a large dashed box containing the Firefox logo and the text 'Create new group'.

# Create Music Tab Group & Drag any music tabs in



Simple Tab Groups - Manage groups

Show tabs with thumbnails in "Manage groups" page  
 Show archived groups

Search

Music 0/0 tabs active

Open new tab

Drag tab into Music Tab Group

Show other tabs 1/10 tabs active

- Lenovo ThinkPad G560 Specs - CNET
- Lenovo Login
- Download the Firefox Browser on your Mobile for iOS and Android
- New in Thunderbird 78 — Thunderbird
- Fleetwood Mac - Tusk (Official Music Video) - YouTube
- How-To Geek - We Explain Technology
- Articles by: TechRadar Australia | TechRadar
- How to Enable and Use Collections in Microsoft Edge
- Add-ons Manager
- STG Manage Groups

Create new group



# Create first named Tab Group - Music



A screenshot of a Firefox browser window showing the 'Simple Tab Groups - Manage groups' interface. The browser's address bar shows the URL 'moz-extension://bc5baeef-c597-4a40-a904-0146ea7f70ee/manage/manage.html'. The interface has a search bar at the top right. On the left, a tab group named 'Music' is highlighted with a red border; it contains one active tab, 'Fleetwood Mac - Tusk (Official Music Video) - YouTube', and an 'Open new tab' button. In the center, a 'Show other tabs' panel lists various open tabs, including 'Lenovo ThinkPad G560 Specs - CNET', 'Lenovo Login', 'Download the Firefox Browser on your Mobile for iOS and Android', 'New in Thunderbird 78 - Thunderbird', 'How-To Geek - We Explain Technology', 'Articles by: TechRadar Australia | TechRadar', 'How to Enable and Use Collections in Microsoft Edge', 'Add-ons Manager', and 'STG Manage Groups'. On the right, a dashed box contains the Firefox logo and the text 'Create new group'. The Windows taskbar is visible at the bottom, showing the Start button, search icon, and several application icons. The system tray in the bottom right corner shows the language as 'ENG US', the time as '14:43', and the date as '23/01/2021'.

# Create "Hardware Group" and Drag associate tabs into that Group.



The screenshot shows the Firefox browser interface with the 'Simple Tab Groups - Manage groups' extension active. The browser's address bar shows the URL 'moz-extension://bc5baeef-c597-4a40-a904-0146ea7f70ee/manage/manage.html'. The main content area displays three tab groups: 'Music' (0/1 tabs active), 'Hardware' (0/0 tabs active), and 'Show other tabs' (1/9 tabs active). The 'Hardware' group is highlighted with a red border, and a red arrow points to the 'Open new tab' button within it. A text overlay reads 'Drag tabs into Hardware Tab Group'. The 'Show other tabs' group is also highlighted with a red border, showing a list of tabs including 'Lenovo ThinkPad G560 Specs - CNET' and 'Lenovo Login'. At the bottom left, there is a dashed box containing the Firefox logo and the text 'Create new group'. The Windows taskbar is visible at the bottom of the screen, showing various application icons and the system tray with the date '23/01/2021' and time '14:45'.

Continue by creating "Internet" & "Tech Articles" Groups and Drag tabs into those Groups.



A screenshot of the 'Simple Tab Groups - Manage groups' browser extension interface. The interface is displayed in a browser window with the address bar showing 'moz-extension://bc5baeef-c597-4a40-a904-0146ea7f70ee/manage/manage.html'. The main content area is titled 'Simple Tab Groups - Manage groups' and includes two checkboxes: 'Show tabs with thumbnails in "Manage groups" page' and 'Show archived groups'. There are four group cards visible: 1. 'Music' (0/1 tabs active) containing 'Fleetwood Mac - Tusk (Official Music Video) - YouTube'. 2. 'Hardware' (0/2 tabs active) containing 'Lenovo ThinkPad G560 Specs - CNET' and 'Lenovo Login'. 3. 'Internet' (1/4 tabs active), which is highlighted with a red border and contains 'Download the Firefox Browser on your Mobile for iOS and Android', 'New in Thunderbird 78 — Thunderbird', 'How to Enable and Use Collections in Microsoft Edge', and 'Add-ons Manager'. 4. 'Technology Articles' (0/2 tabs active) containing 'Articles by: TechRadar Australia | TechRadar' and 'How-To Geek - We Explain Technology'. A 'Show other tabs' card (1/1 tabs active) contains 'Manage groups'. At the bottom right, there is a dashed box containing the Firefox logo and the text 'Create new group'. The Windows taskbar is visible at the bottom of the screen, showing various application icons and the system tray with the date '23/01/2021' and time '14:50'.

# Setting up Tab Groups



The screenshot shows the 'Simple Tab Groups - Manage groups' interface. At the top, there are two checkboxes: 'Show tabs with thumbnails in "Manage groups" page' and 'Show archived groups'. Below this, there are five tab group cards:

- Music** (0/1 tabs active): Contains 'Fleetwood Mac - Tusk (Official Music Video) - YouTube'.
- Hardware** (0/2 tabs active): Contains 'Lenovo ThinkPad G560 Specs - CNET' and 'Lenovo Login'.
- Internet** (1/4 tabs active): Contains 'Download the Firefox Browser on your Mobile for iOS and Android', 'New in Thunderbird 78 — Thunderbird', and 'How to Enable and Use Collections in Microsoft Edge'.
- Technology Articles** (0/2 tabs active): Contains 'Articles by: TechRadar Australia | TechRadar' and 'How-To Geek - We Explain Technology'. This card is highlighted with a red border.
- Show other tabs** (1/1 tabs active): Contains 'Manage groups'.

At the bottom right, there is a dashed box containing the Firefox logo and the text 'Create new group'. The browser's address bar shows the URL 'moz-extension://bc5baeef-c597-4a40-a904-0146ea7f70ee/manage/manage.html'. The Windows taskbar at the bottom shows the time as 14:51 on 23/01/2021.



# Setting up Tab Groups



Manage groups

Extension ...b Groups) moz-extension://bc5baeef-c597-4a40-a904-0146ea7f70ee/manage/manage.html

Simple Tab Groups - Manage groups

Show tabs with thumbnails in "Manage groups" page  
 Show archived groups

Search

**Music** 0/1 tabs active

Fleetwood Mac - Tusk (Official Music Video) - YouTube

Open new tab

**Hardware** 0/2 tabs active

Lenovo ThinkPad G560 Specs - CNET

Lenovo Login

Open new tab

**Internet** 1/4 tabs active

Download the Firefox Browser on your Mobile for iOS and Android

New in Thunderbird 78 — Thunderbird

How to Enable and Use Collections in Microsoft Edge

Add-ons Manager

Open new tab

**Technology Articles** 0/2 tabs active


Articles by: TechRadar Australia | TechRadar

How-To Geek - We Explain Technology

Open new tab

**Show other tabs** 1/1 tabs active

Manage groups



Create new group

Having setup our tab groups we'll now look at STG features



# Features - Show all Tab Groups



The screenshot shows the 'Simple Tab Groups - Manage groups' browser extension interface. The main area displays four tab groups: 'Music' (0/1 tabs active), 'Hardware' (0/2 tabs active), 'Technology Articles' (0/2 tabs active), and 'Show other tabs' (1/1 tabs active). The 'Technology Articles' group is highlighted, and a context menu is open over it, listing the group name and the number of tabs. A yellow arrow points to the search bar at the top of the context menu. The context menu also includes options for 'Create new group', 'Show other tabs', and 'Manage groups'. The Windows taskbar is visible at the bottom, showing the time as 14:53 on 23/01/2021.

Simple Tab Groups - Manage groups

- Show tabs with thumbnails in "Manage groups" page
- Show archived groups

Music 0/1 tabs active

- Fleetwood Mac - Tusk (Official Music Video) - YouTube

Open new tab

Hardware 0/2 tabs active

- Lenovo ThinkPad G560 Specs - CNET
- Lenovo Login

Open new tab

Technology Articles 0/2 tabs active

- Articles by: TechRadar Australia | TechRadar
- How-To Geek - We Explain Technology

Open new tab

Show other tabs 1/1 tabs active

- Manage groups

Search or right arrow to focus on active tab/group

- Music > 1
- Hardware > 2
- Internet > 1/4
- Technology Articles > 2

Technology Articles (0/2 tabs active):

- \* Articles by: TechRadar Australia | TechRadar
- \* How-To Geek - We Explain Technology

Create new group

Show other tabs

Manage groups

Create new group

# Features - Display Options



A screenshot of a web browser window showing the 'Simple Tab Groups - Manage groups' interface. The browser's address bar shows the URL 'moz-extension://bc5baeef-c597-4a40-a904-0146ea7f70ee/manage/manage.html'. The interface has a dark theme and includes a search bar at the top right. A red rectangle highlights two checkboxes: 'Show tabs with thumbnails in "Manage groups" page' and 'Show archived groups'. Below the checkboxes are several tab groups, each with a title, a list of active tabs, and an 'Open new tab' button. The groups are: 'Music' (1/1 tabs active), 'Hardware' (0/2 tabs active), 'Internet' (1/4 tabs active), 'Technology Articles' (0/2 tabs active), and 'Show other tabs' (1/1 tabs active). A 'Create new group' button with the Firefox logo is located in the bottom right corner. The Windows taskbar is visible at the bottom of the screen.

# Features - Create new Tab Group



A screenshot of the 'Simple Tab Groups - Manage groups' browser extension interface. The interface is displayed in a browser window with the address bar showing 'moz-extension://bc5baeef-c597-4a40-a904-0146ea7f70ee/manage/manage.html'. The main area is titled 'Simple Tab Groups - Manage groups' and contains several group cards. The 'Music' group has 0/1 tabs active and contains a YouTube video. The 'Hardware' group has 0/2 tabs active and contains two tabs. The 'Technology Articles' group has 0/2 tabs active and contains two tabs. A 'Show other tabs' panel is open, showing a search bar and a 'Create new group' button, which is highlighted with a red rectangle. Below this panel, a 'Manage groups' button is visible. At the bottom right, a dashed box contains a Firefox logo and a 'Create new group' button, also highlighted with a red rectangle. The Windows taskbar is visible at the bottom of the screen.

# Features - Open new tab options



A screenshot of a web browser window displaying the 'Simple Tab Groups - Manage groups' interface. The browser's address bar shows the URL 'moz-extension://bc5baeef-c597-4a40-a904-0146ea7f70ee/manage/manage.html'. The interface is organized into several panels. At the top, there are two checkboxes: 'Show tabs with thumbnails in "Manage groups" page' and 'Show archived groups'. Below this, there are five main panels. The first panel is titled 'Music' and contains one tab: 'Fleetwood Mac - Tusk (Official Music video) - YouTube'. The second panel is titled 'Hardware' and contains two tabs: 'Lenovo ThinkPad G560 Specs - CNET' and 'Lenovo Login'. The third panel is titled 'Internet' and contains three tabs: 'Download the Firefox Browser on your Mobile for iOS and Android', 'New in Thunderbird 78 - Thunderbird', and 'How to Enable and Use Collections in Microsoft Edge'. The fourth panel is titled 'Technology Articles' and contains two tabs: 'Articles by: TechRadar Australia | TechRadar' and 'How-To Geek - We Explain Technology'. The fifth panel is titled 'Show other tabs' and contains one tab: 'Manage groups'. Each of these five panels has an 'Open new tab' button at the bottom, which is highlighted with a red rectangular box. In the bottom right corner, there is a dashed box containing the Firefox logo and the text 'Create new group'. The Windows taskbar is visible at the bottom of the screen, showing various application icons and system information like the time (14:51) and date (23/01/2021).

# Features - Inactive & Active Tabs



The screenshot shows the 'Simple Tab Groups - Manage groups' interface within a browser window. The browser's address bar shows the URL: `moz-extension://bc5baeef-c597-4a40-a904-0146ea7f70ee/manage/manage.html`. The interface includes a search bar at the top right and two checkboxes:  Show tabs with thumbnails in "Manage groups" page and  Show archived groups.

Four tab groups are displayed, each with a header bar containing a group icon, name, and tab status:

- Music**: 0/1 tabs active. Contains a YouTube video titled "Fleetwood Mac - Tusk (Official Music Video)".
- Hardware**: 0/2 tabs active. Contains "Lenovo ThinkPad G560 Specs - CNET" and "Lenovo Login".
- Technology Articles**: 0/2 tabs active. Contains articles from TechRadar and How-To Geek.
- Internet**: 1/4 tabs active. Contains links for downloading Firefox on mobile, Thunderbird 78, and Microsoft Edge collections.

Additional features include "Open new tab" buttons for each group and a "Create new group" button at the bottom right, which features the Firefox logo. The Windows taskbar at the bottom shows the time as 14:51 on 23/01/2021.


# Features - Search box



A screenshot of a web browser window displaying the 'Simple Tab Groups - Manage groups' interface. The browser's address bar shows the URL 'moz-extension://bc5baeef-c597-4a40-a904-0146ea7f70ee/manage/manage.html'. A red rectangle highlights a search box in the top right corner of the interface, containing the text 'Search'. The main content area is divided into several tab groups: 'Music' (0/1 tabs active) with a video thumbnail; 'Hardware' (0/2 tabs active) with two article thumbnails; 'Internet' (1/4 tabs active) with four article thumbnails; 'Technology Articles' (0/2 tabs active) with two article thumbnails; and 'Show other tabs' (1/1 tabs active) with a 'Manage groups' option. A large dashed box at the bottom right contains the Firefox logo and the text 'Create new group'. The Windows taskbar is visible at the bottom of the screen, showing various application icons and system information like 'ENG US' and '14:51 23/01/2021'.



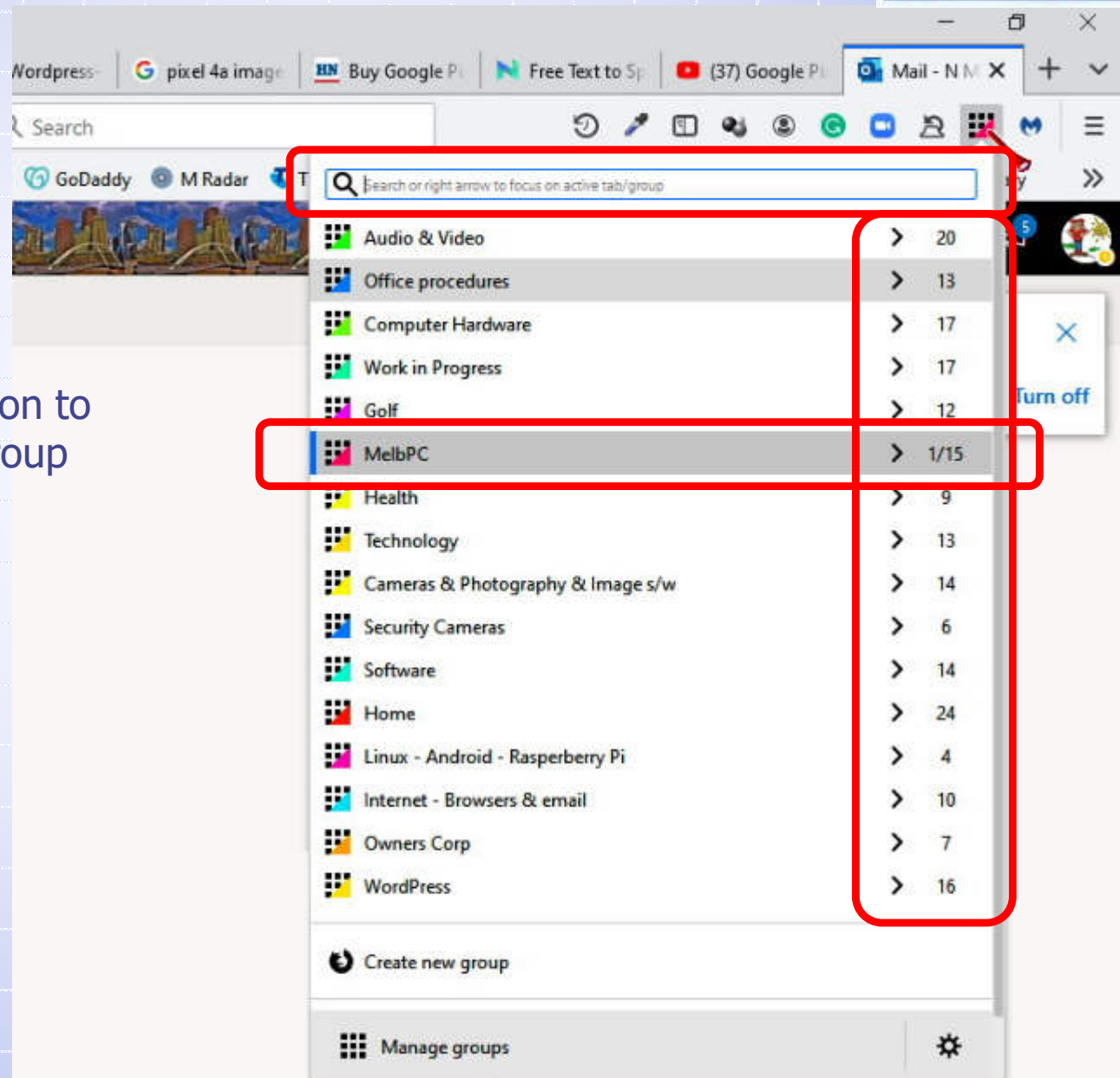
# Features – Display active Tab Group 1



Hover mouse pointer over the STG icon to show currently displayed Tab Group

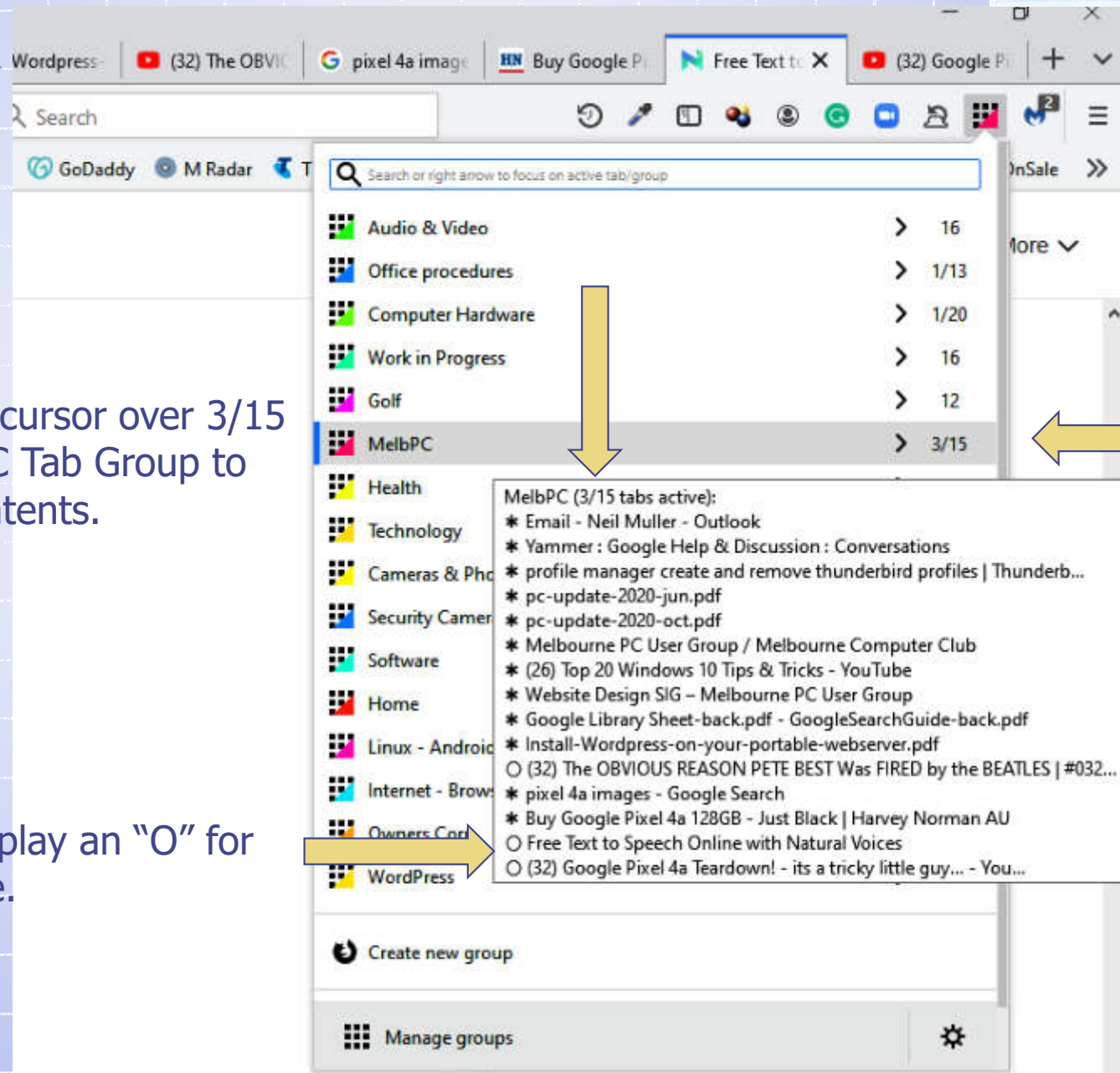

# Features - Display active Tab Group 2

- Tab Group menu 1



Select the STG icon to display all Tab Group

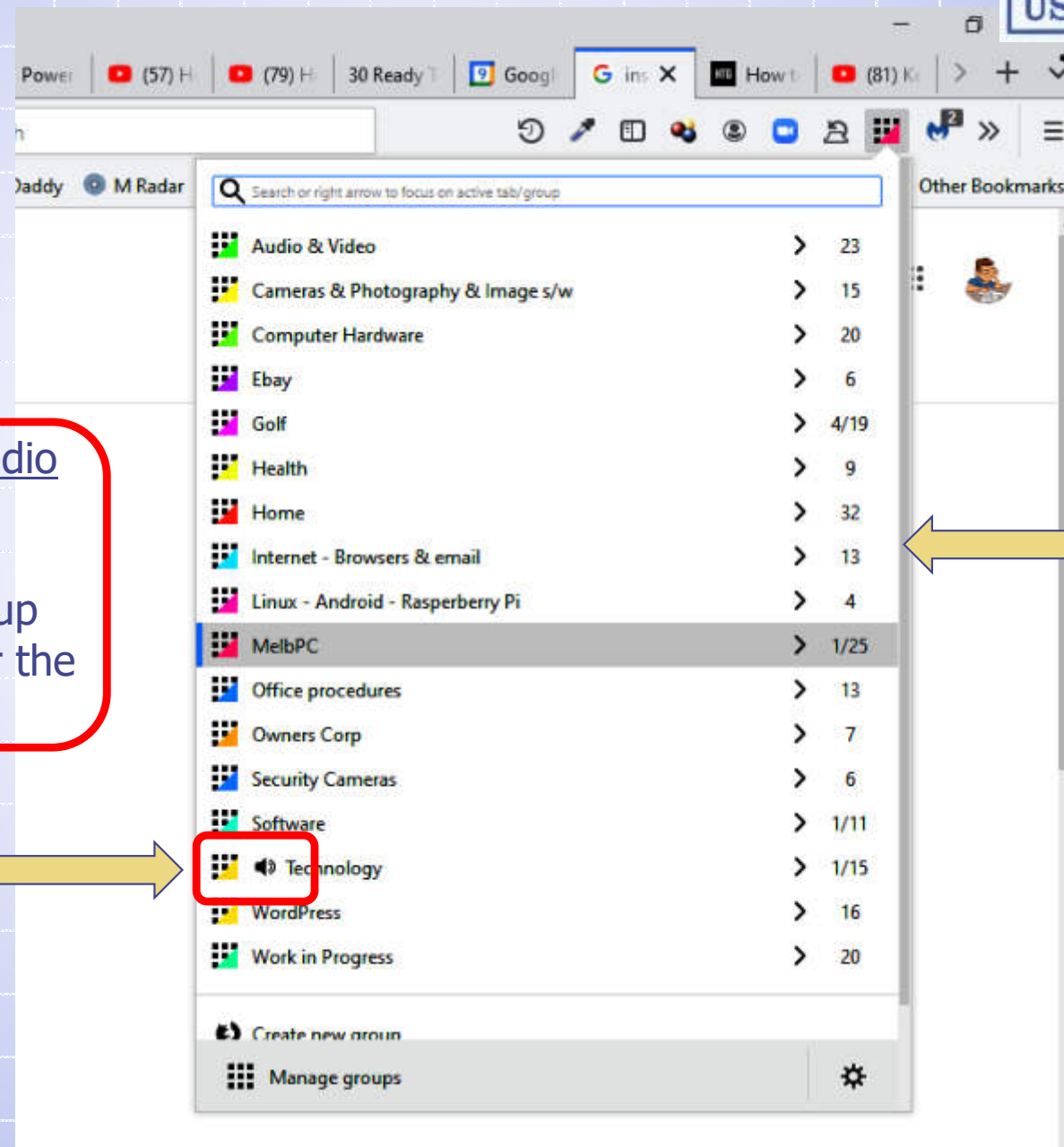
# Features - Tab Group menu 2



Hover mouse cursor over 3/15 on the MelbPC Tab Group to display its contents.

Open tabs display an "O" for open or active.

# Features - Tab Group menu 3 – Audio playing



Which Group is audio playing from?

Open the Tab Group menu and look for the speaker icon.

# Features - Tab Group menu 4 – Audio playing

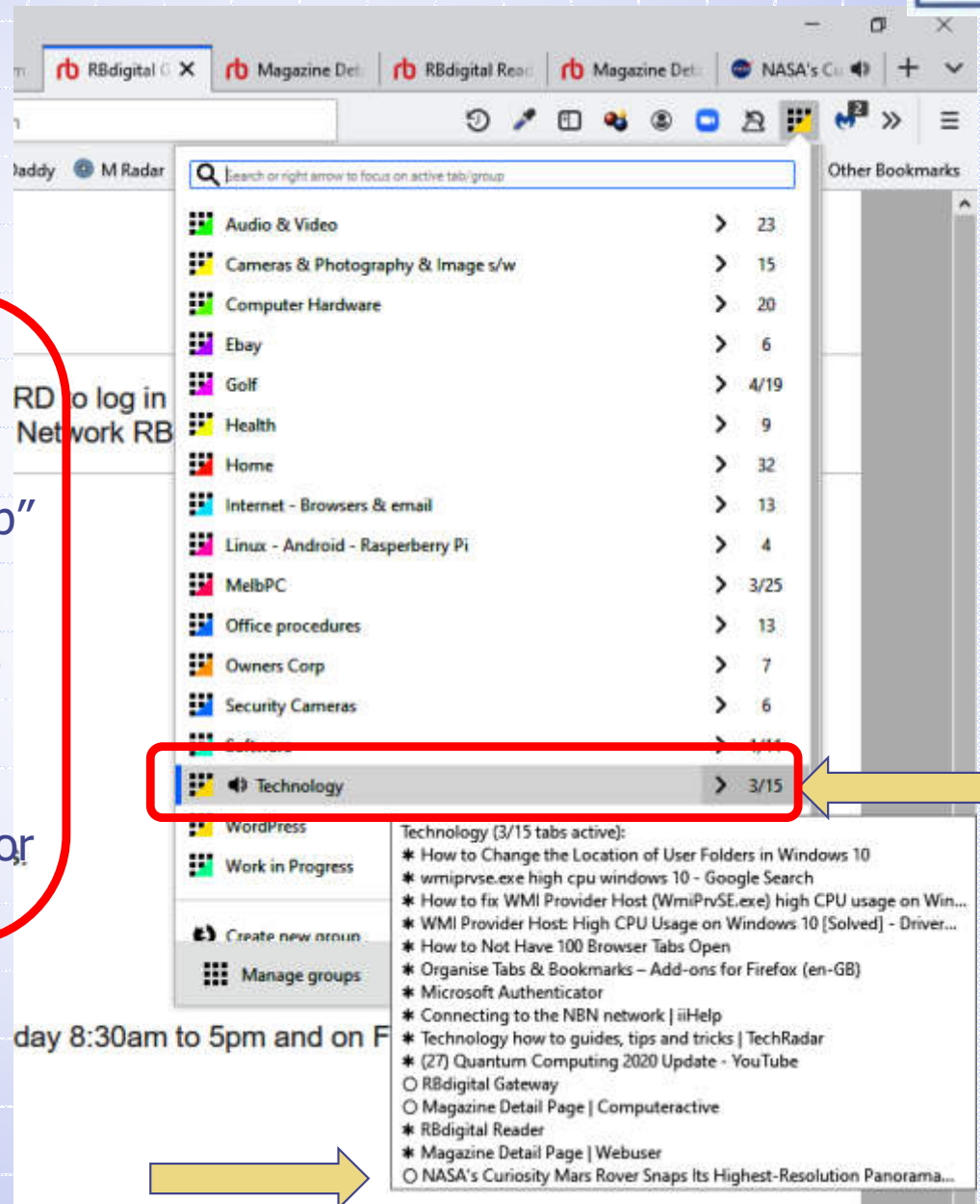


Which tab in that group is playing audio?

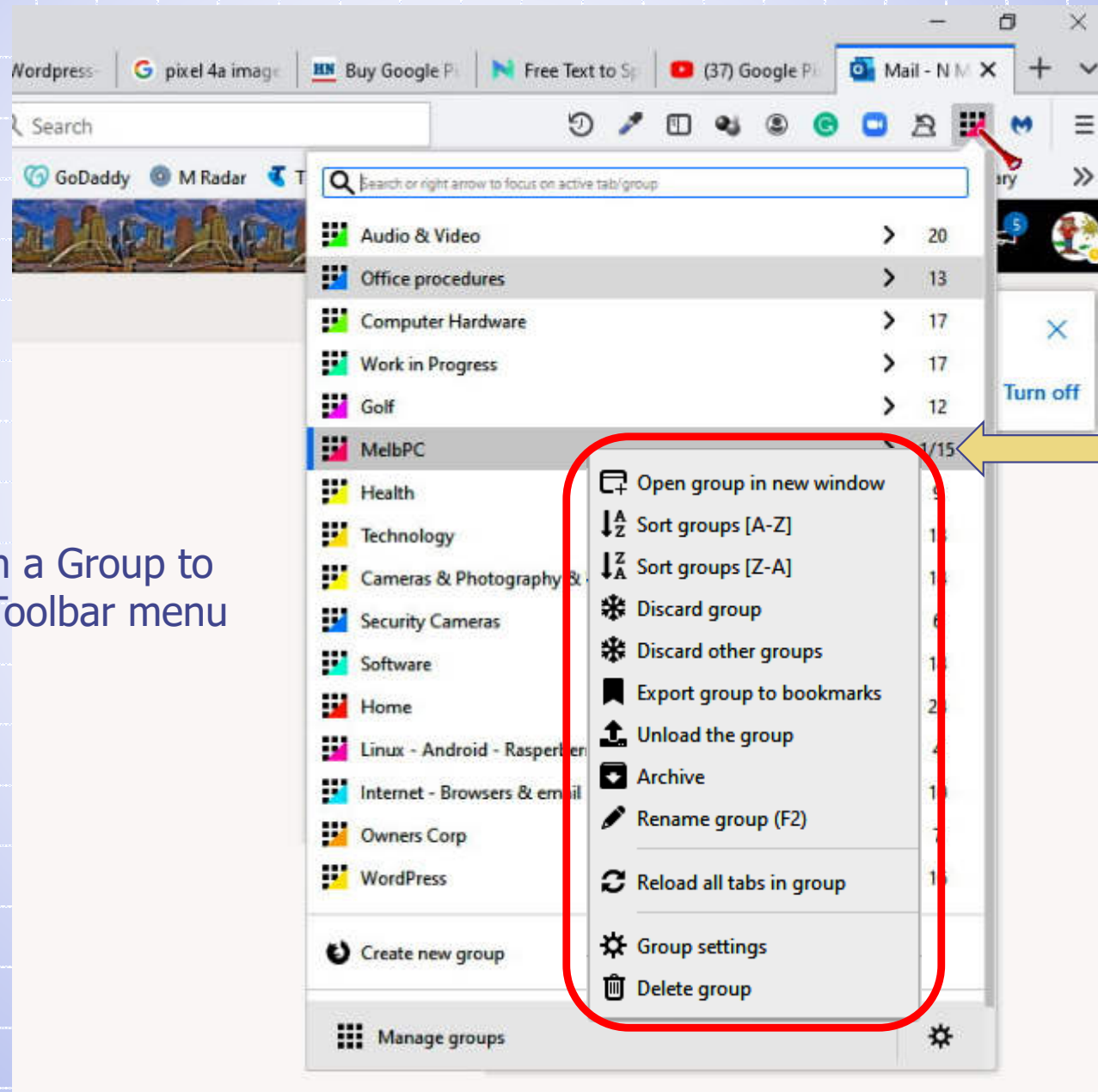
Move to "Technology Group"

Hover mouse cursor over 3/15 to display contents of the group playing audio.

Open tabs display an "O" for open or active.



# Features - Manage group settings

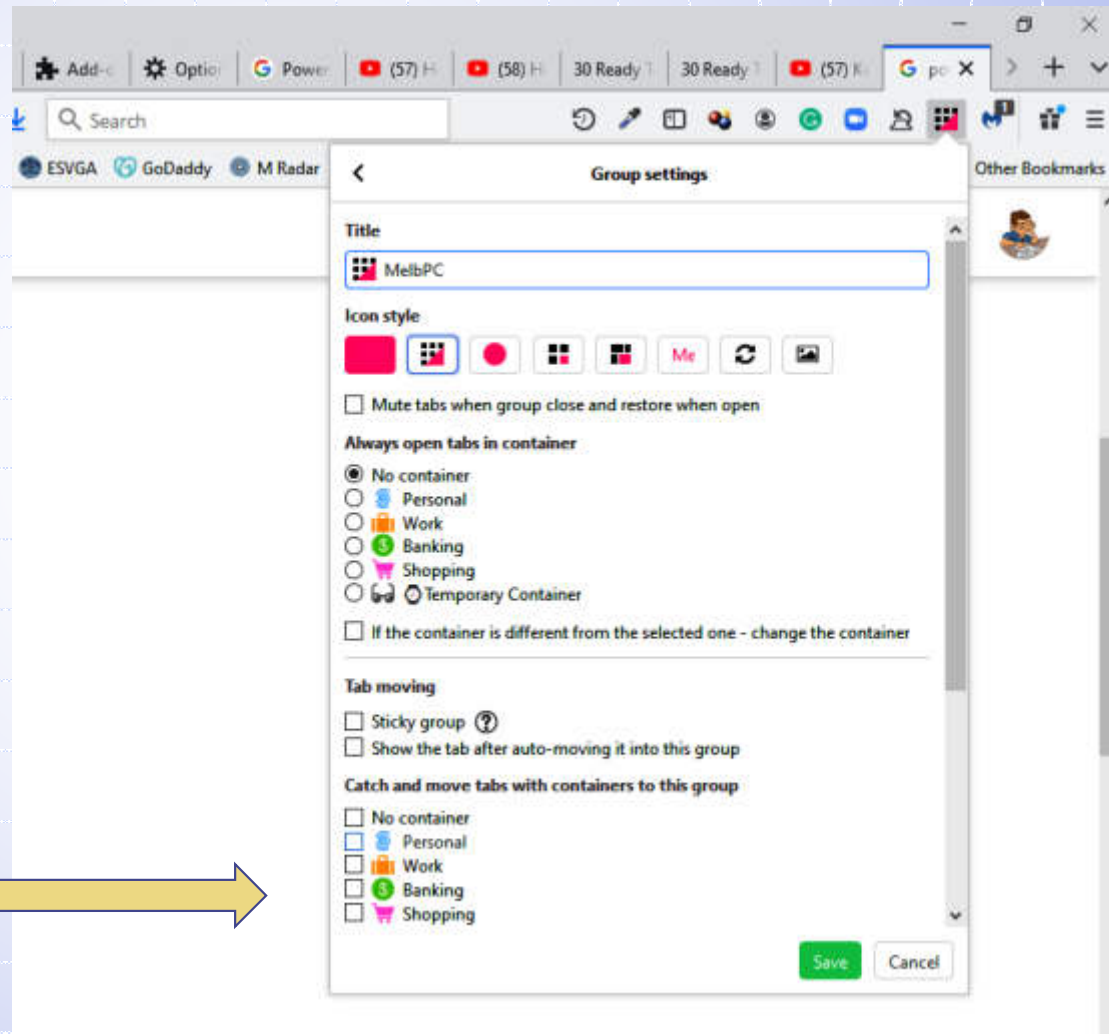


Right Click on a Group to display the Toolbar menu

# Features - Manage group settings



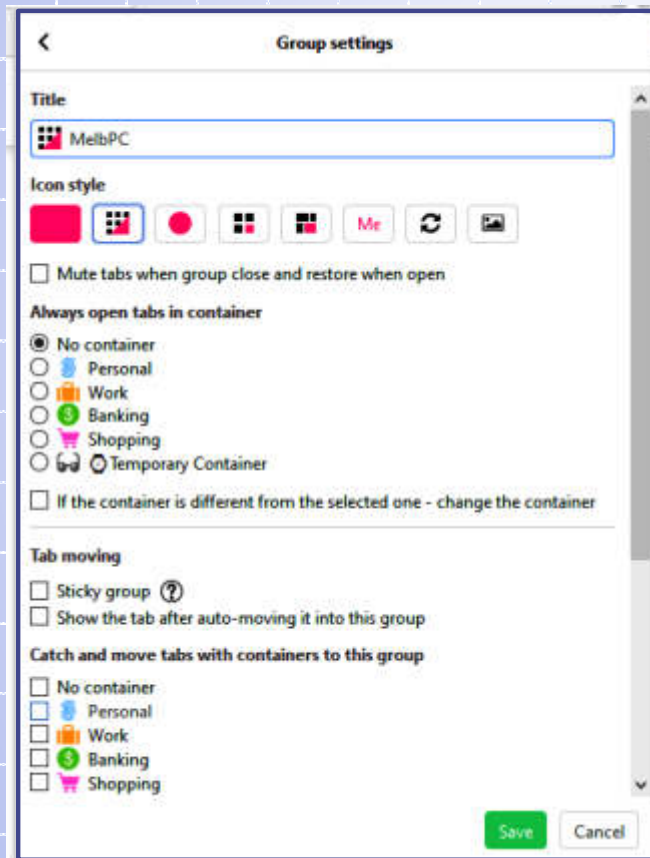
- Open group in new window
- Sort groups [A-Z]
- Sort groups [Z-A]
- Discard group
- Discard other groups
- Export group to bookmarks
- Unload the group
- Archive
- Rename group (F2)
- Reload all tabs in group
- Group settings
- Delete group



Right click menu

Group settings menu

# Features - Manage group settings

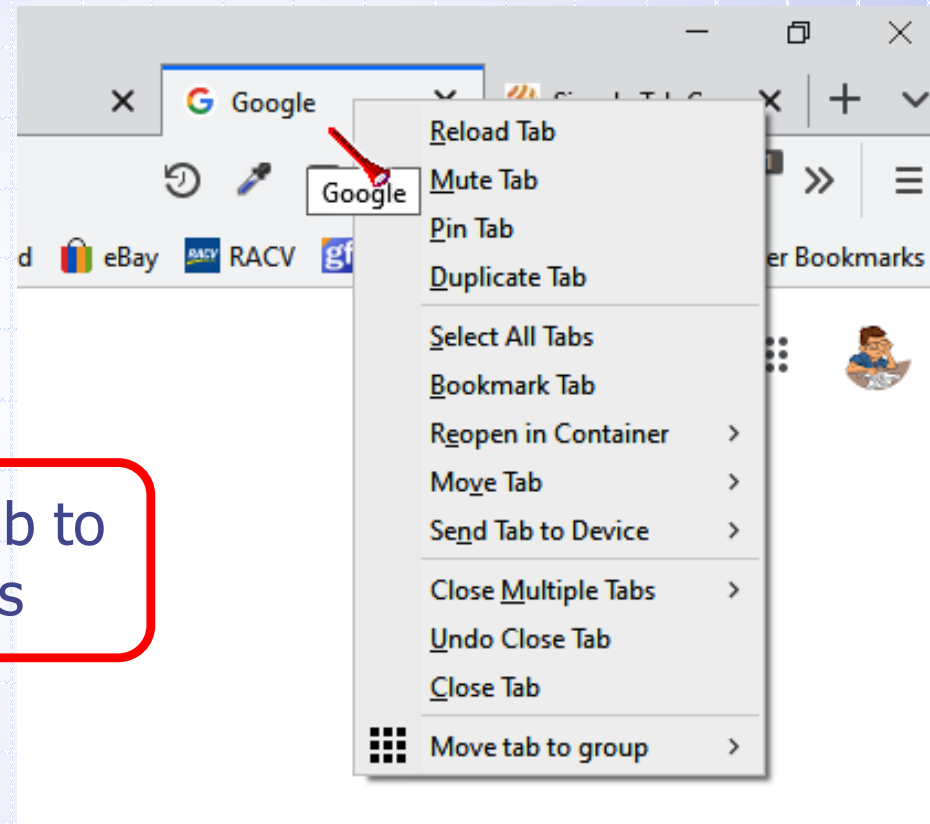


## Group settings menu options:

- Rename a group
- Change a groups icon style & colour shown on the Firefox tab bar.
- Mute tabs when a group is closed/restored
- Make a sticky group (tabs that are never moved from the group)
- Show/discard tabs after moving
- Simple Tab Groups works with Firefox Containers, and can be configured to automatically move specific containers to a particular group. For e.g. If you have a container for shopping websites, and you have created a Tab Group called shopping, it may be a good idea to move the tabs in the Shopping container to the group.

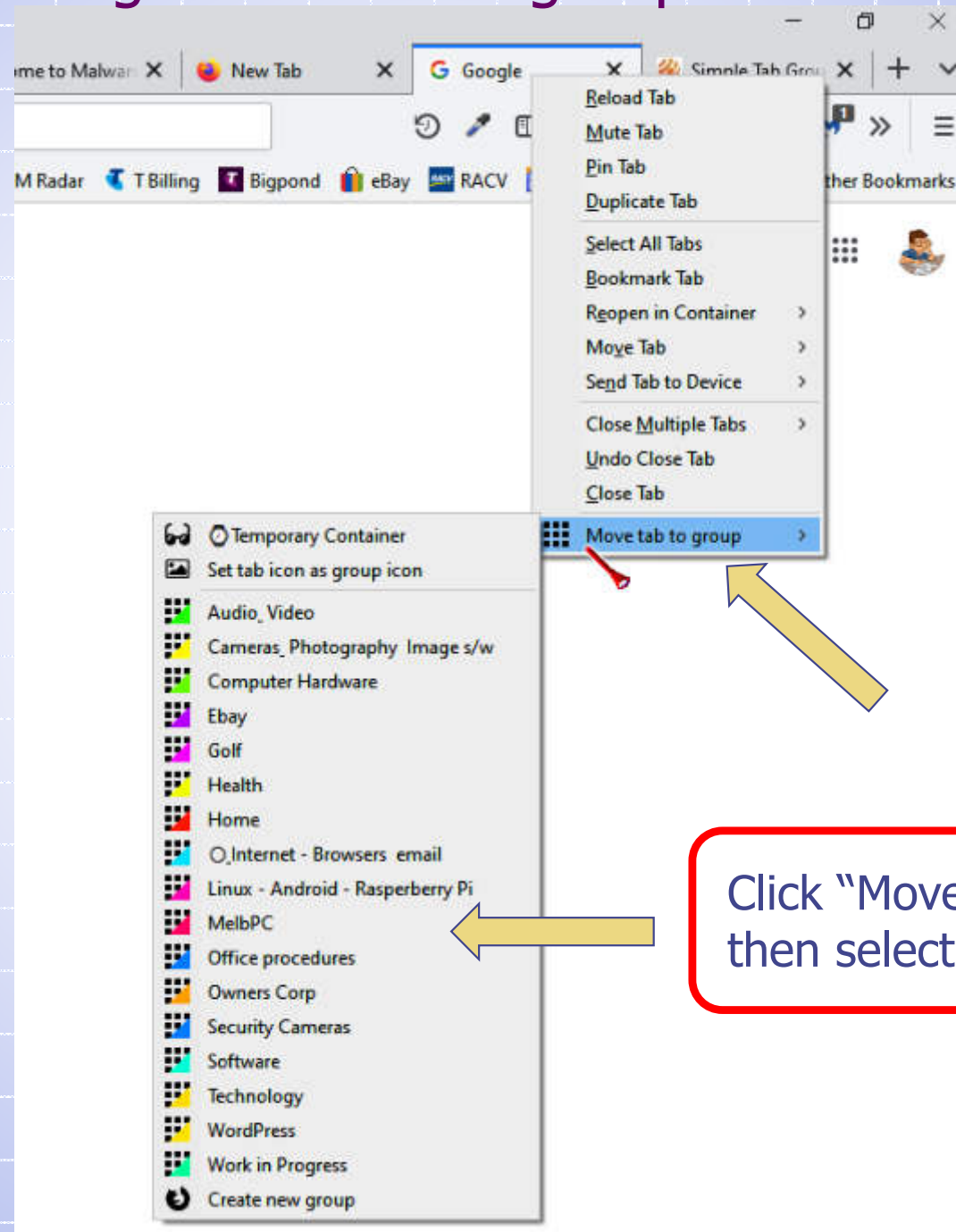


# Features – Tab Options (Right Click menu)



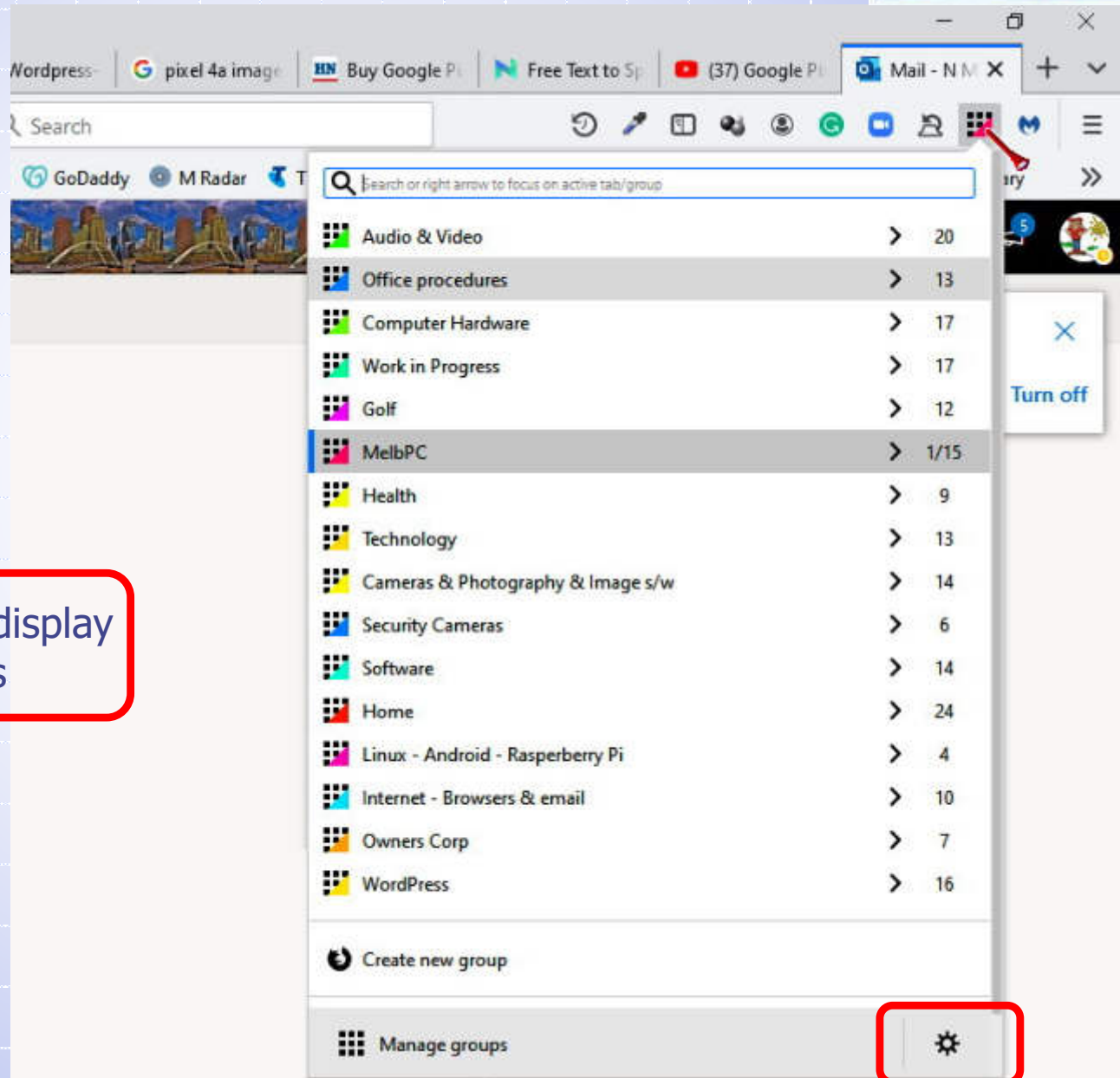

Right click on a tab to display tab options

# Features – Moving Tabs to new group



Click "Move tab to group" then select group

# Features – Gear Icon → General settings



Click Gear icon to display the ad-on's options

# Features – Gear Icon → General settings



General Hotkeys Backup your Simple Tab Groups

- Allow access to bookmarks
- Default bookmark folder location
  - Bookmarks Toolbar
- Export groups to 'STG bookmarks' bookmark folder
- Leave bookmarks of closed tabs (bookmarks will separate the separator)
- Show context menu on tabs
- Show context menu on links
- Close popup after changing group
- Use full popup width
- Open group after changing to it
- Create a new group when opening a new window
- Show active tabs in groups popup
- Always ask for a new group name
- Prepend group title to window title
- Discard tabs after hide (this will save the RAM)
- Open "Manage Groups" in new tab
- Show confirmation dialog before deleting the group
- Show confirmation dialog before archiving the group
- Show notification after group delete
- Show notification when a tab is moved to another group
- Show tabs with thumbnails in "Manage groups" page






Prefix of the temporary container title

Temporary Container

---

Enable dark theme

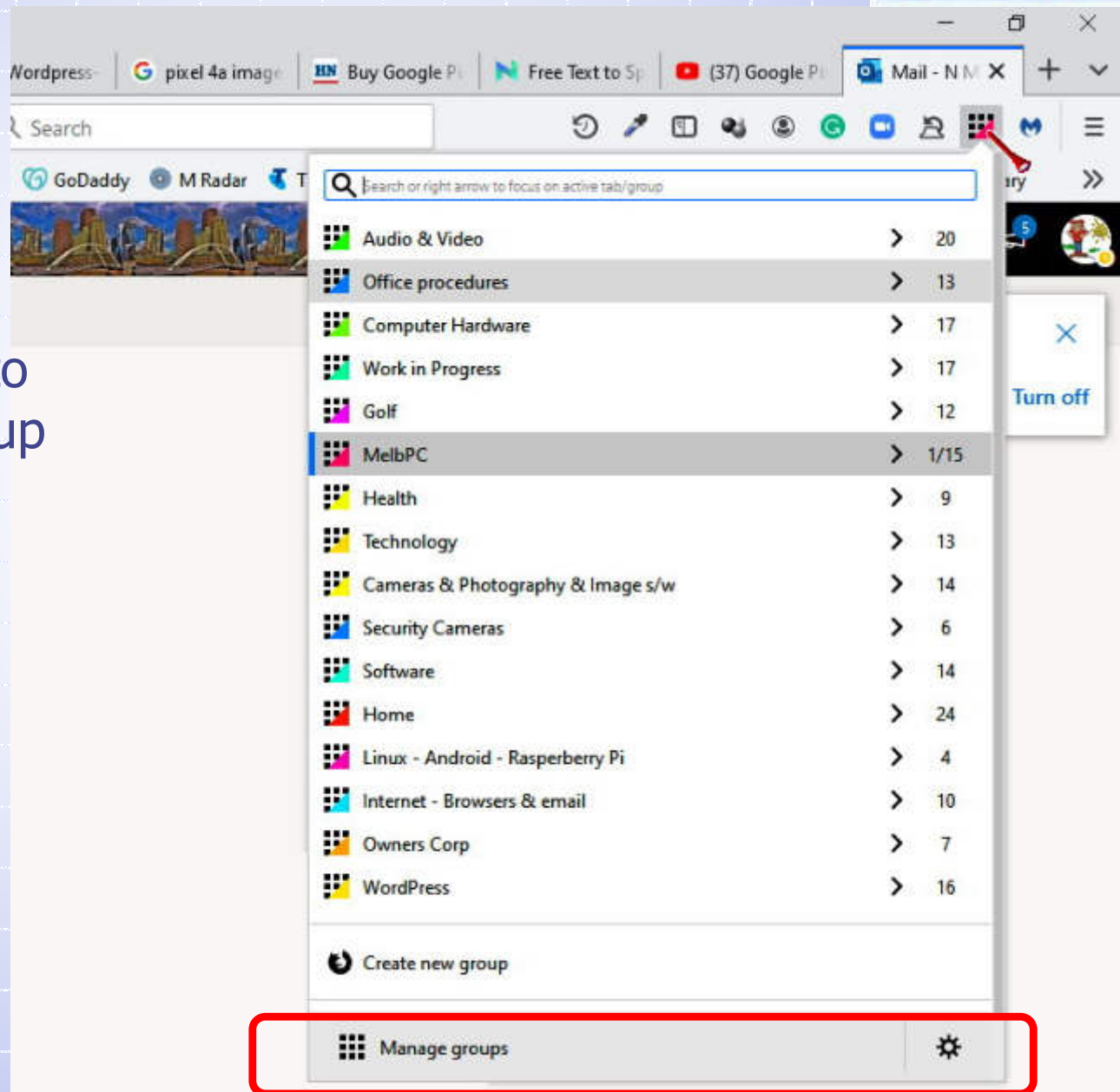
Icon style for a new group

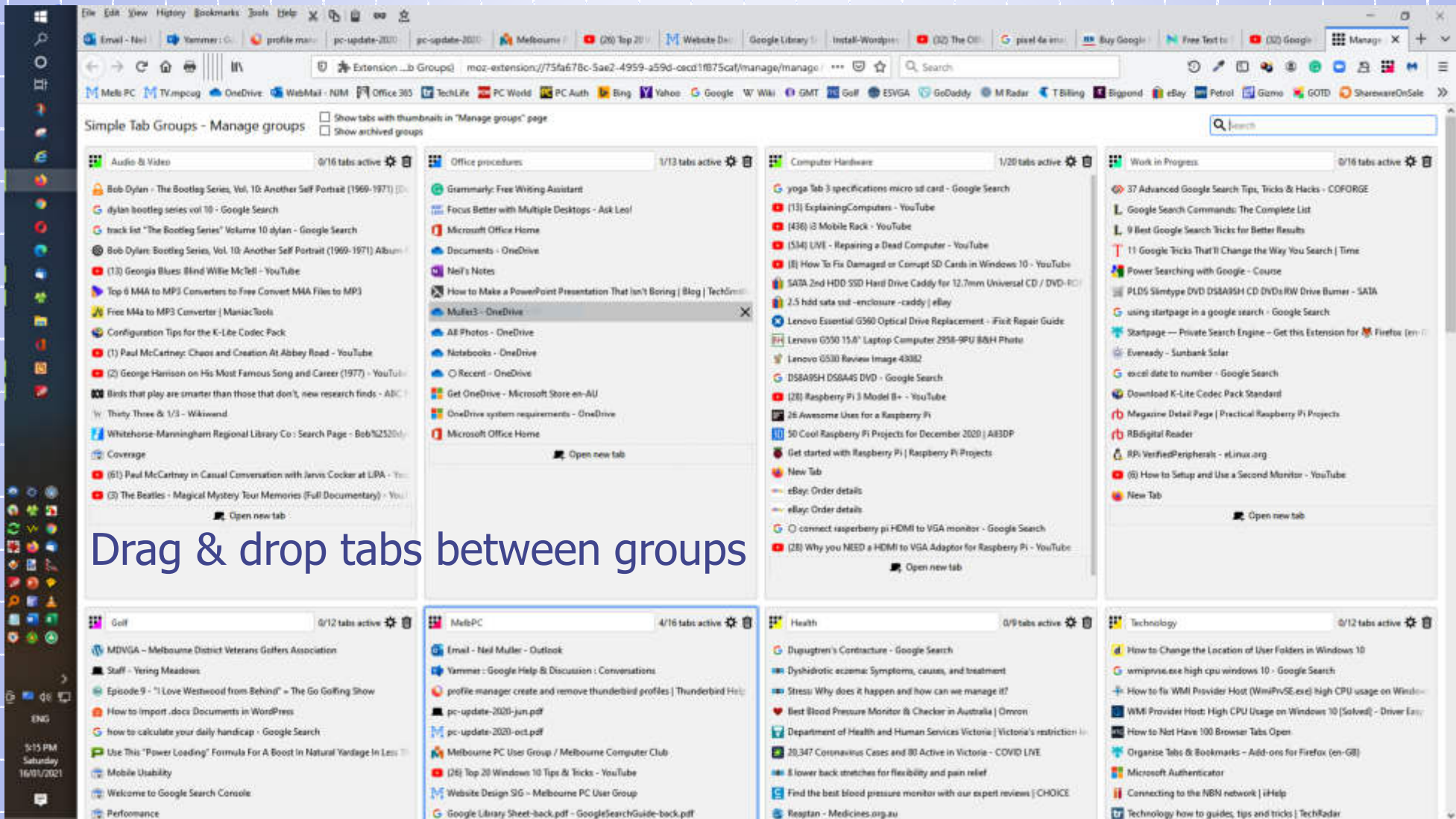
# Features - Managing groups



Click on STG icon to display all Tab Group

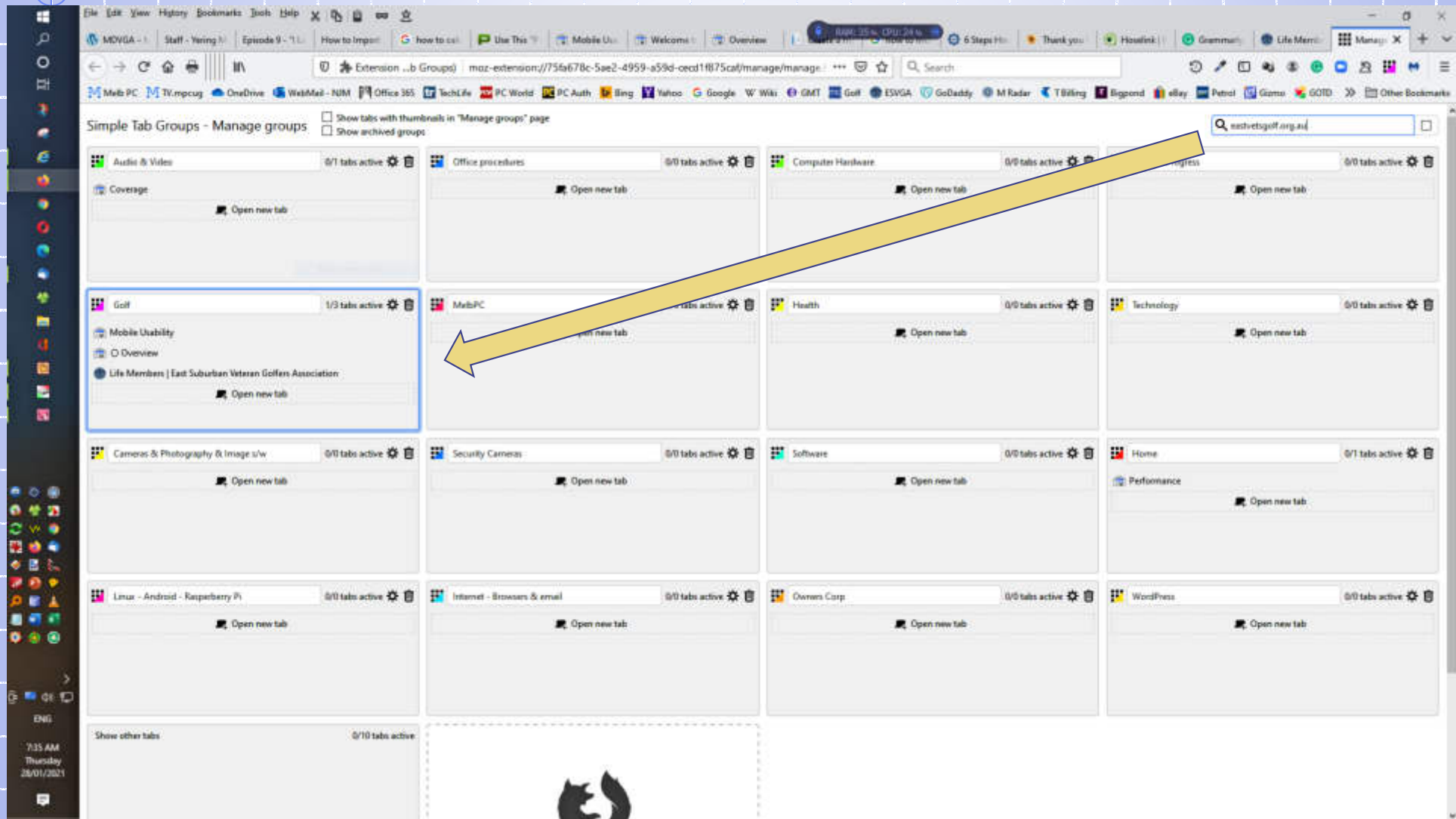


# Features - Manage groups – Full screen capture



Drag & drop tabs between groups

# Features - Searching under Manage groups



# Negatives



- Initial sorting of tabs into groups is time consuming
- Opening internet links from an email, newsletter, other website etc opens tab in the current tab group. The new tab then needs to be dragged to the collect group.
- STG does not load instantaneously & takes a short time to load when Firefox is first started
- A tab may belong to two or more groups making searching for it later more difficult.
- Too many tabs open, easy to get lazy again.



A decorative graphic on the left side of the slide, consisting of a vertical blue line and a horizontal blue line that meet at a small blue circle at the top left.

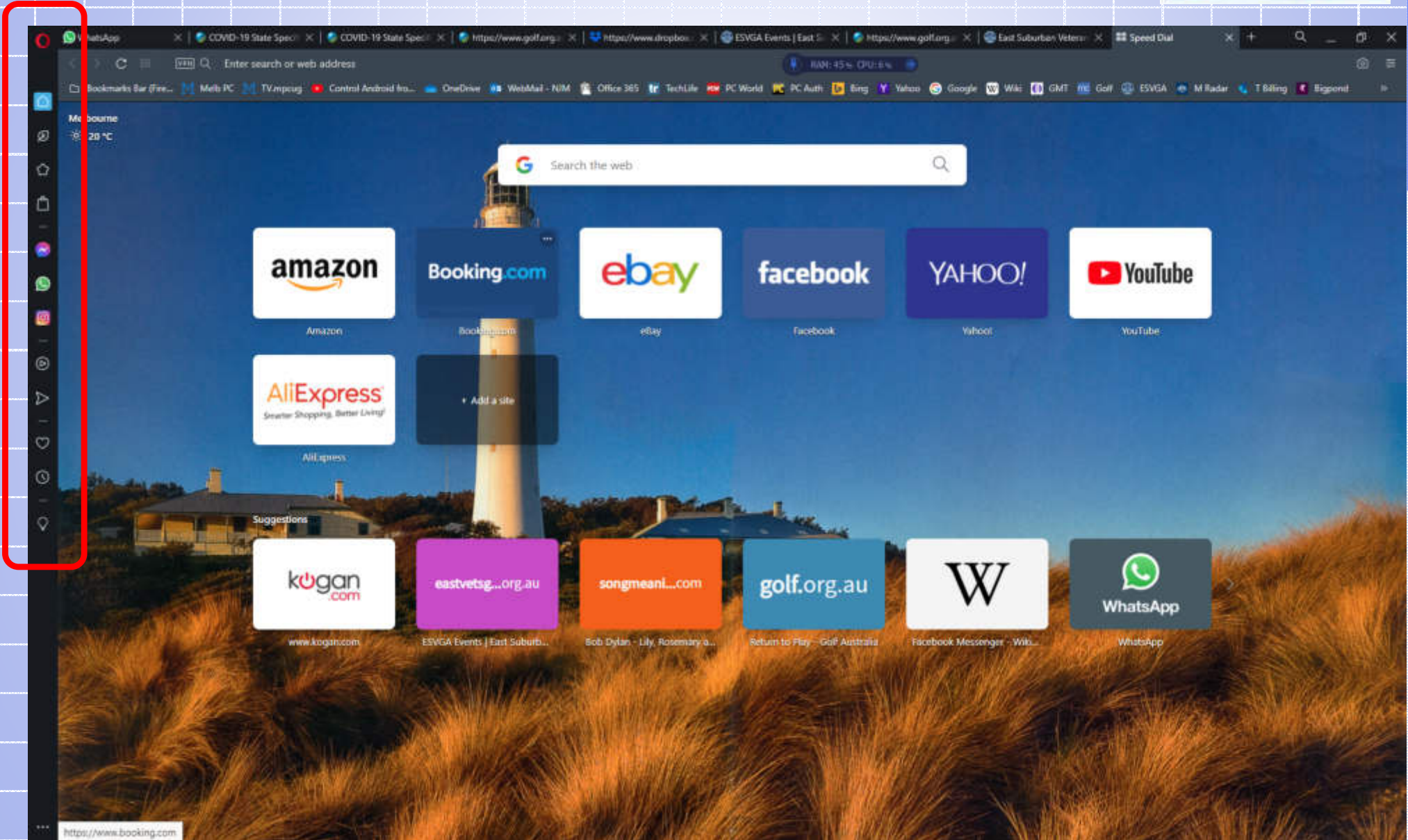

# Live demonstration

# Chromium based browsers

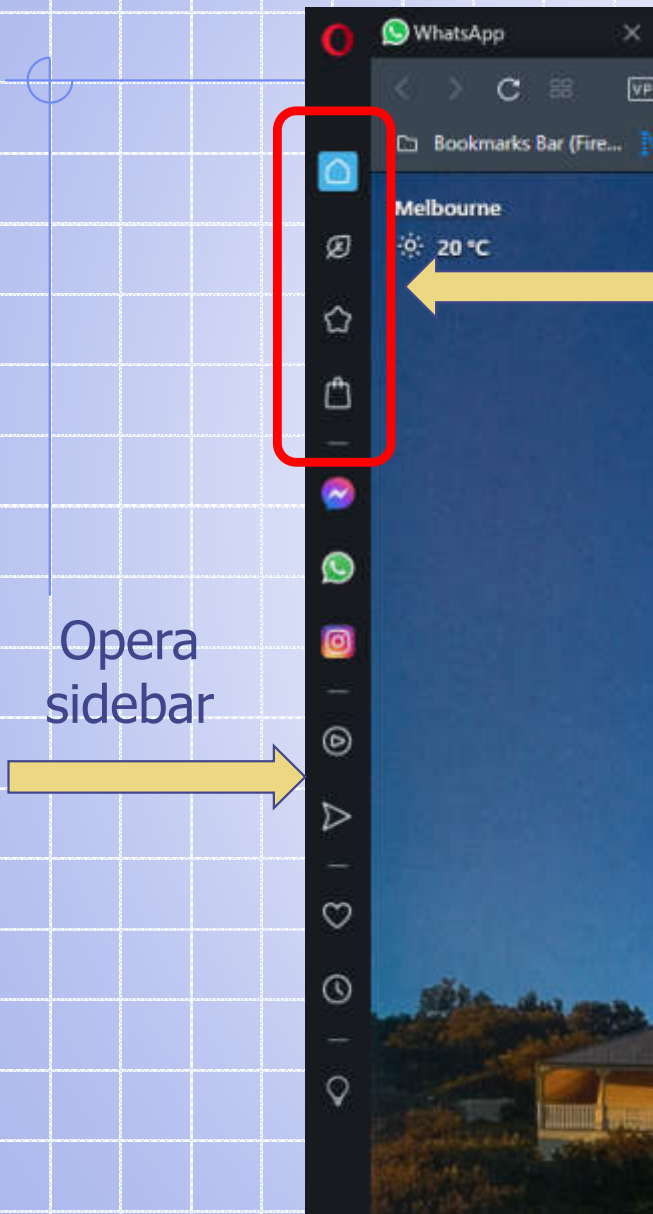


- Implementation on Chromium based browsers
  - ◆ Opera – Workspaces
  - ◆ Edge – Collections
  - ◆ Chrome – Experimental feature “Tab Groups Collapse”

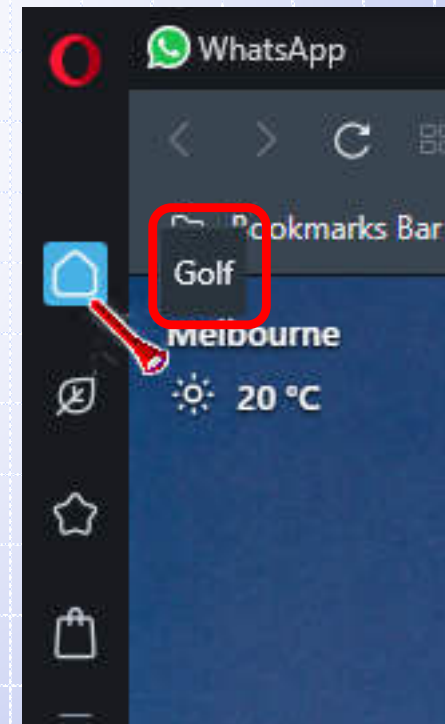
# Opera - Workspaces



# Opera - Workspaces



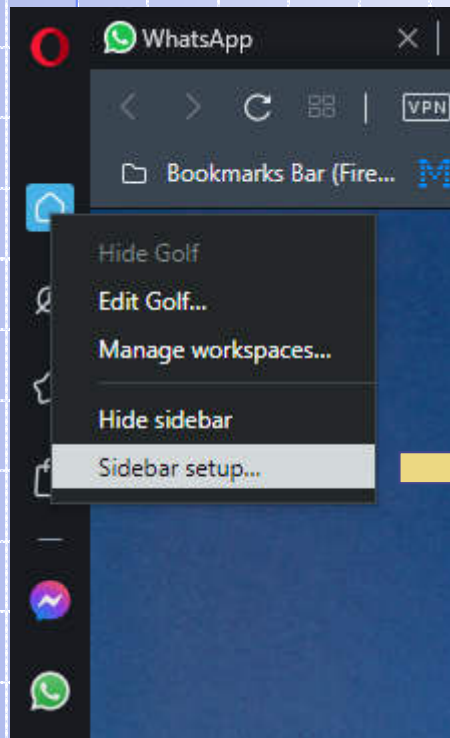
Workspace icons (4)



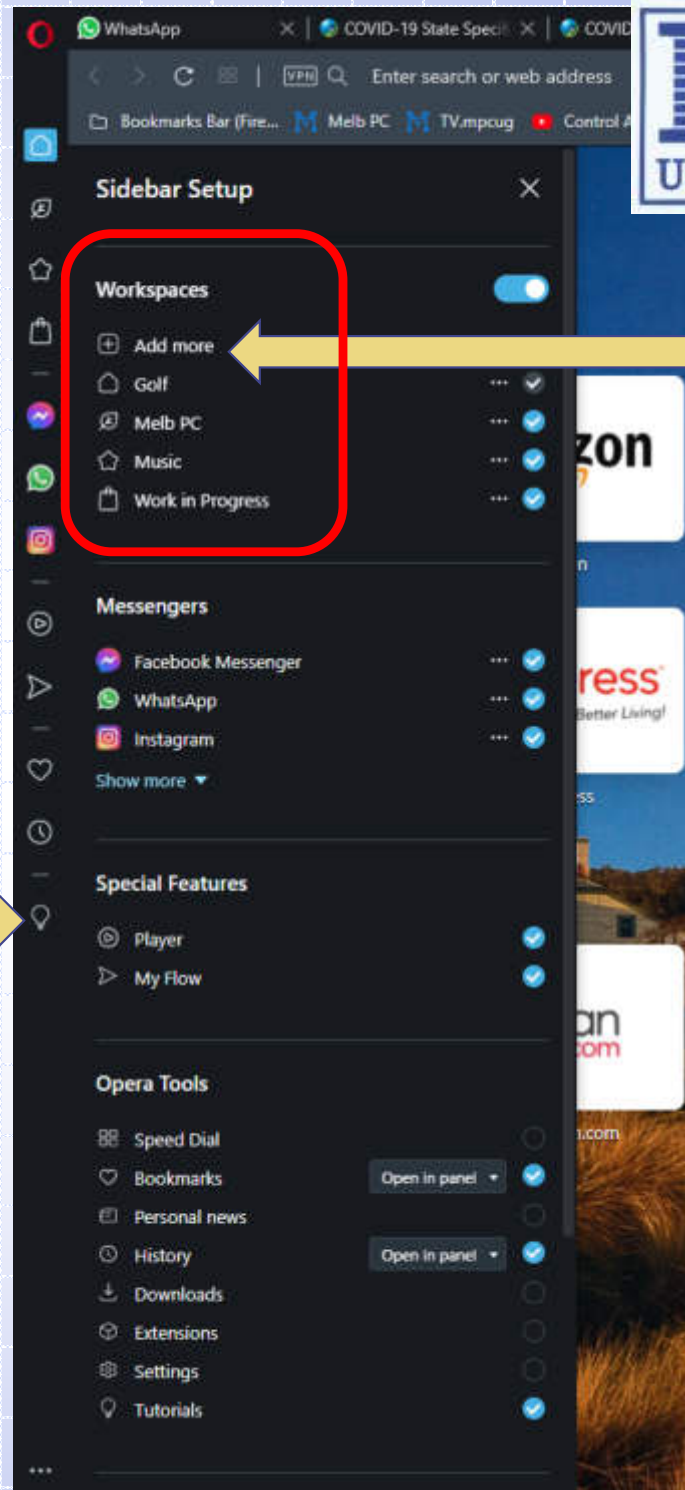
Hover cursor over Workspace icon to reveal its title.

# Opera - Workspaces

Right mouse click on the Workspace icon for options menu.



Select Sidebar setup... to display more options.



Add more Workspaces.



# Google Chrome – Tab Groups Collapse

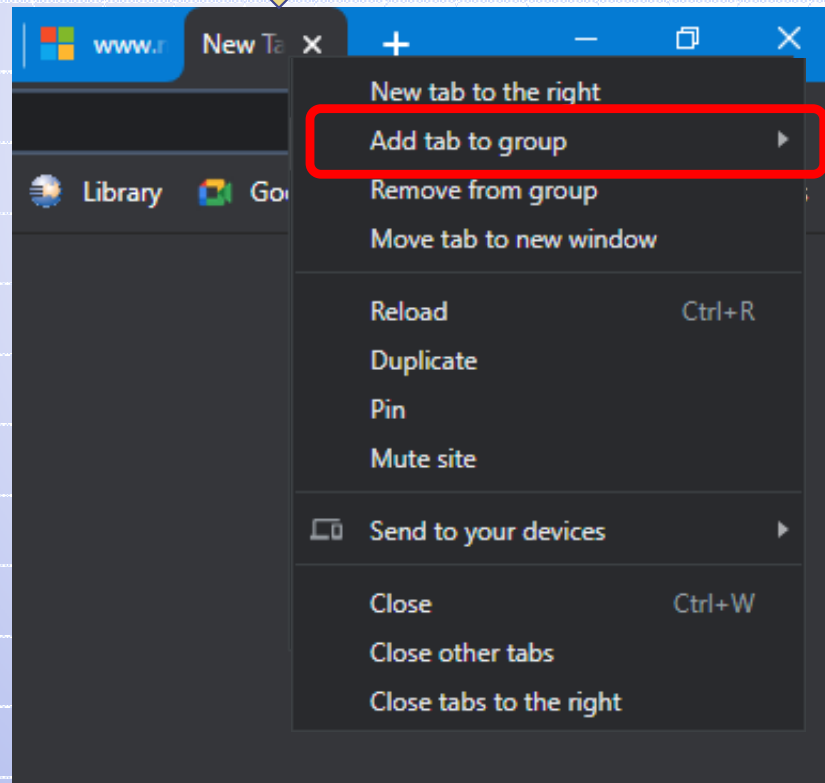



A screenshot of the Google Chrome flags page. The browser's address bar shows 'chrome://flags/#tab-group-collapse'. The page has a dark theme. At the top, there's a search bar and a 'Reset all' button. Below that, the word 'Experiments' is displayed in large white text, with the version number '86.0.4240.198' to its right. A warning message in red text states: 'WARNING: EXPERIMENTAL FEATURES AHEAD! By enabling these features, you could lose browser data or compromise your security or privacy. Enabled features apply to all users of this browser.' Below the warning, there's a link to the 'beta channel'. The page is divided into two columns: 'Available' on the left and 'Unavailable' on the right. The 'Tab Groups Collapse' flag is listed under the 'Available' column and is highlighted with a red rounded rectangle. The flag's name is 'Tab Groups Collapse' with a blue dot to its left. The description reads: 'Allows a tab group to be collapsible and expandable, if tab groups are enabled. – Mac, Windows, Linux, Chrome OS'. Below the description is the link '#tab-groups-collapse'. To the right of the description is a dropdown menu currently set to 'Enabled', with options for 'Default', 'Enabled', and 'Disabled'. Below the 'Tab Groups Collapse' flag, there's another section titled 'temporarily unexpire m84 flags.' with a description: 'Temporarily unexpire flags that expired as of M84. These flags will be removed soon. – Mac, Windows, Linux, Chrome OS, Android' and the link '#temporary-unexpire-flags-m84'. To the right of this section is a dropdown menu currently set to 'Default'.

# Google Chrome – Tab Groups Collapse

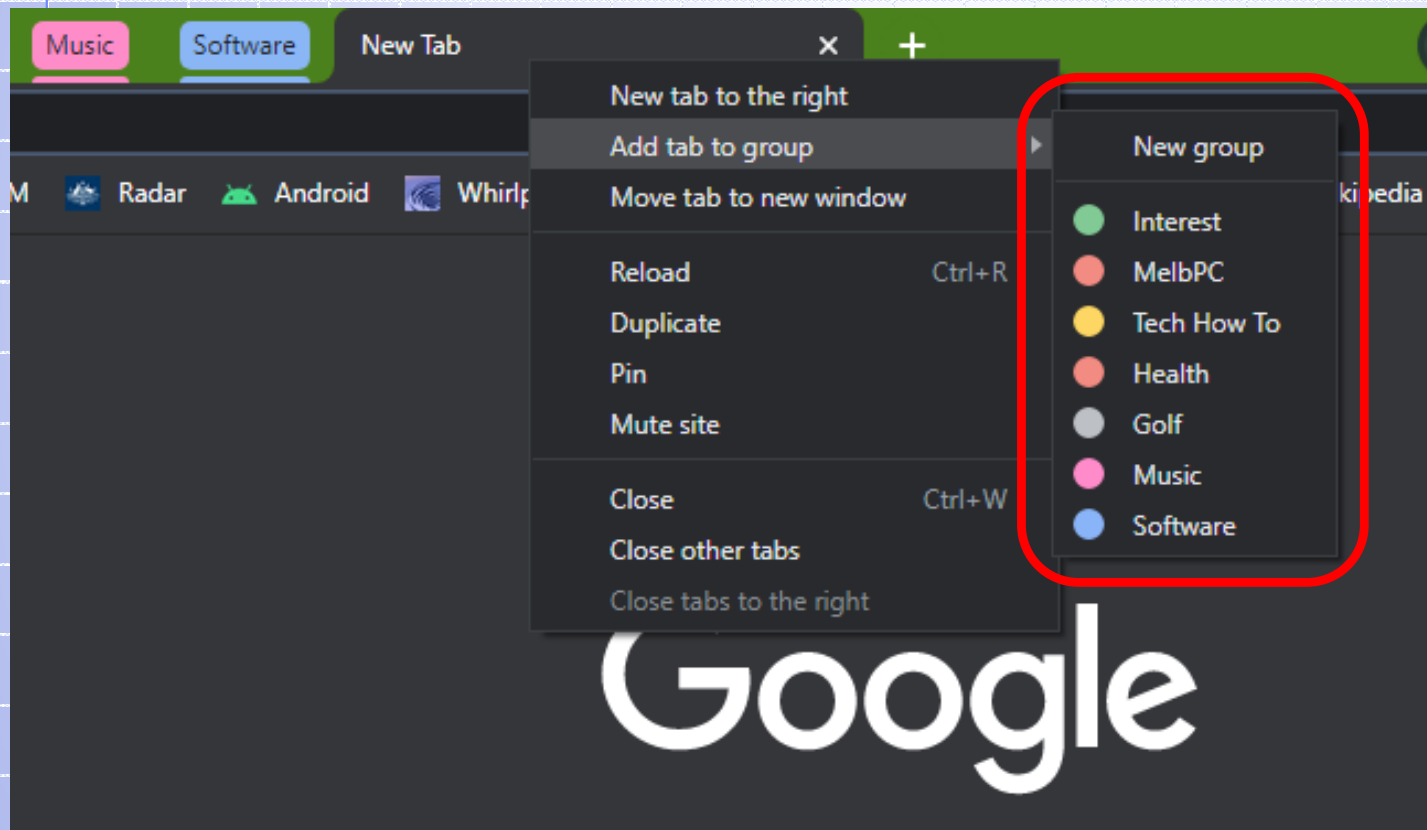


Right click open tab.



Add to group

# Google Chrome – Tab Groups Collapse



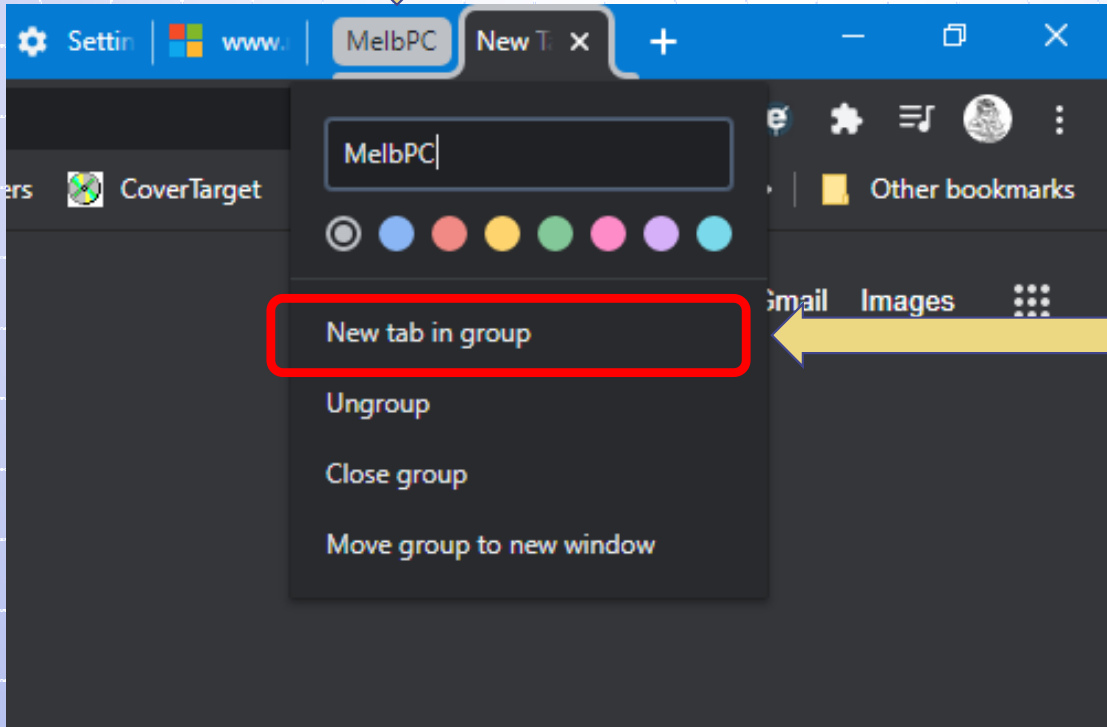

Add to group options menu



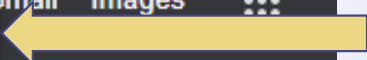
# Google Chrome – Tab Groups Collapse



Right click tab heading



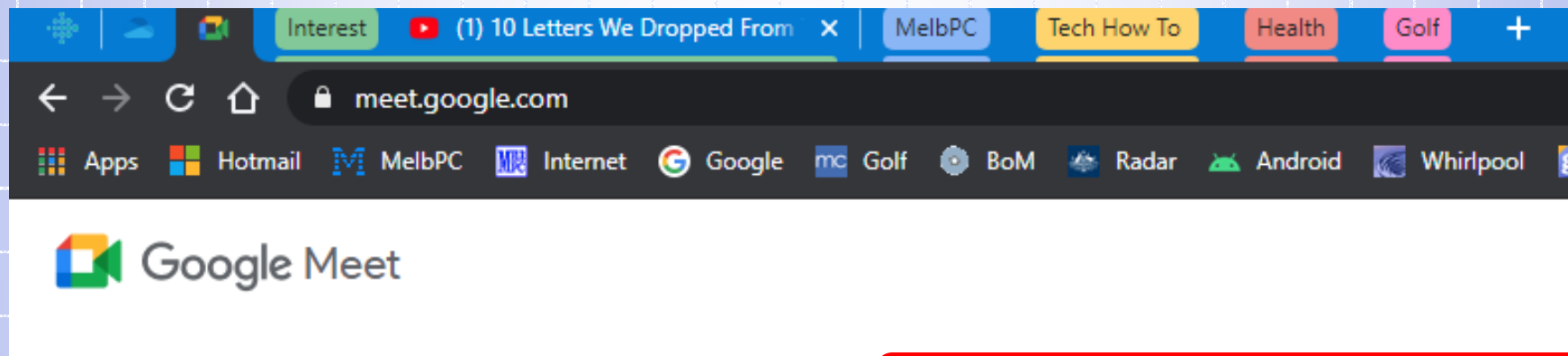
Select to open a new tab in group



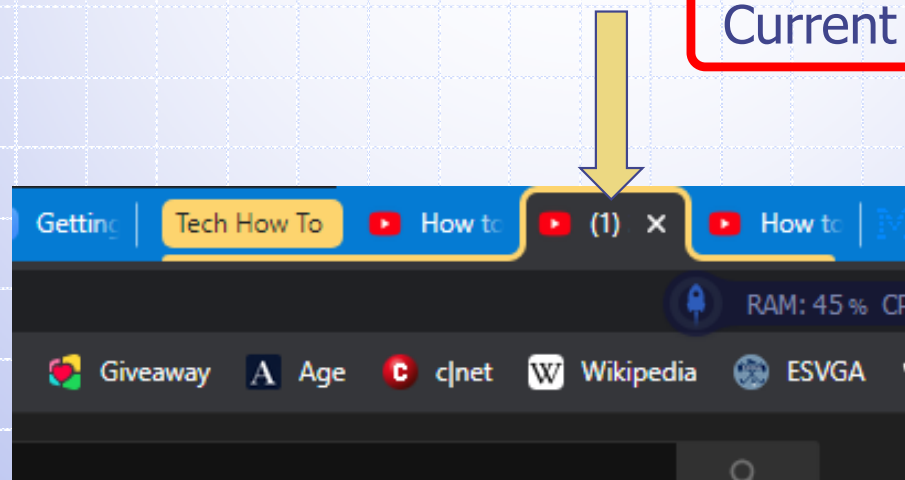
# Google Chrome – Tab Groups Collapse



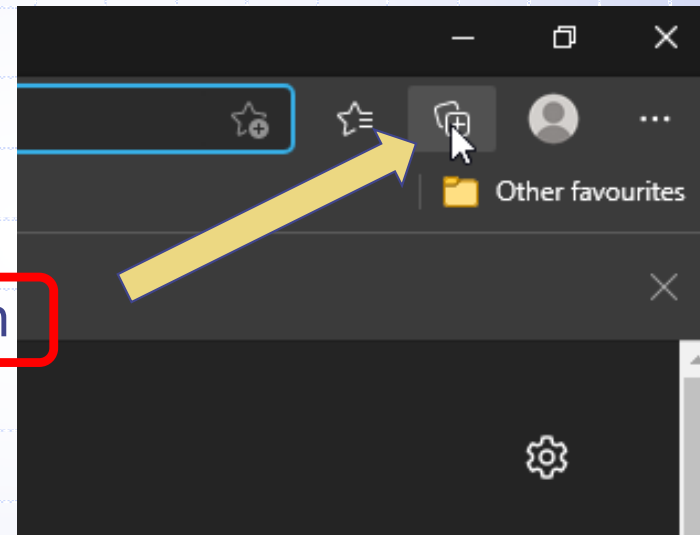
Chrome Tab Bar



Current webpage being viewed

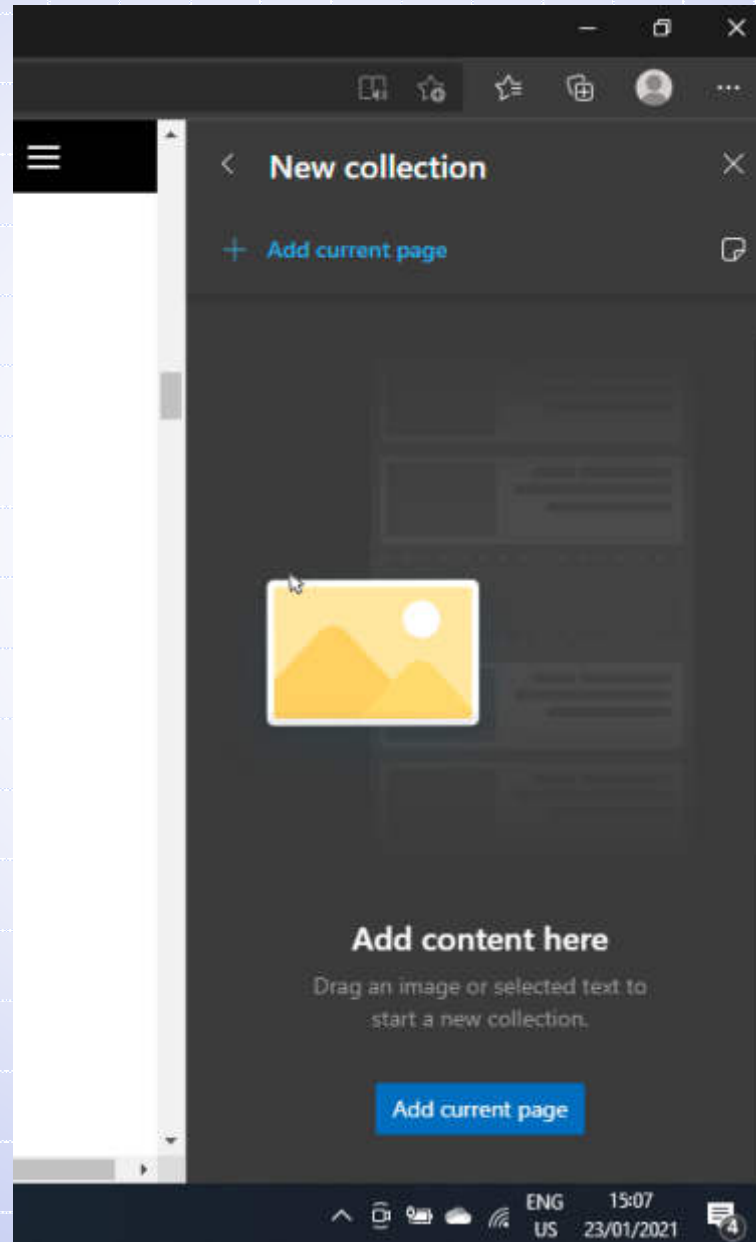


# Microsoft Edge - Collections

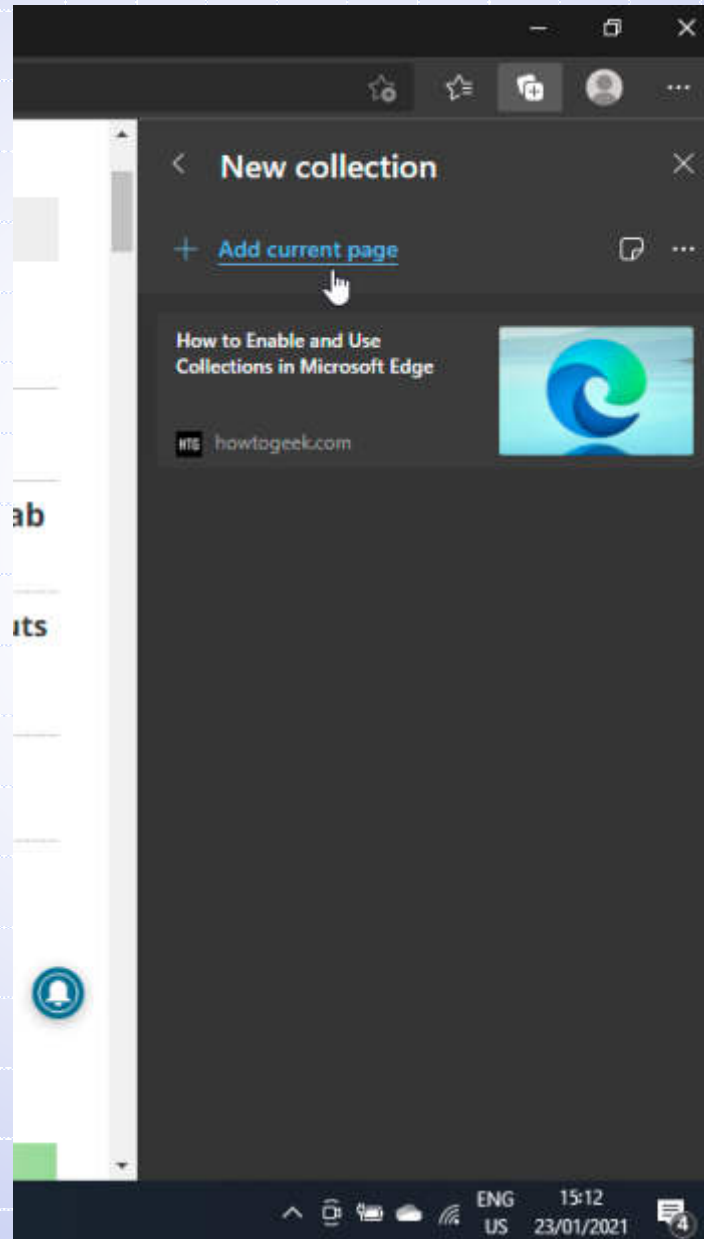


Collections Icon

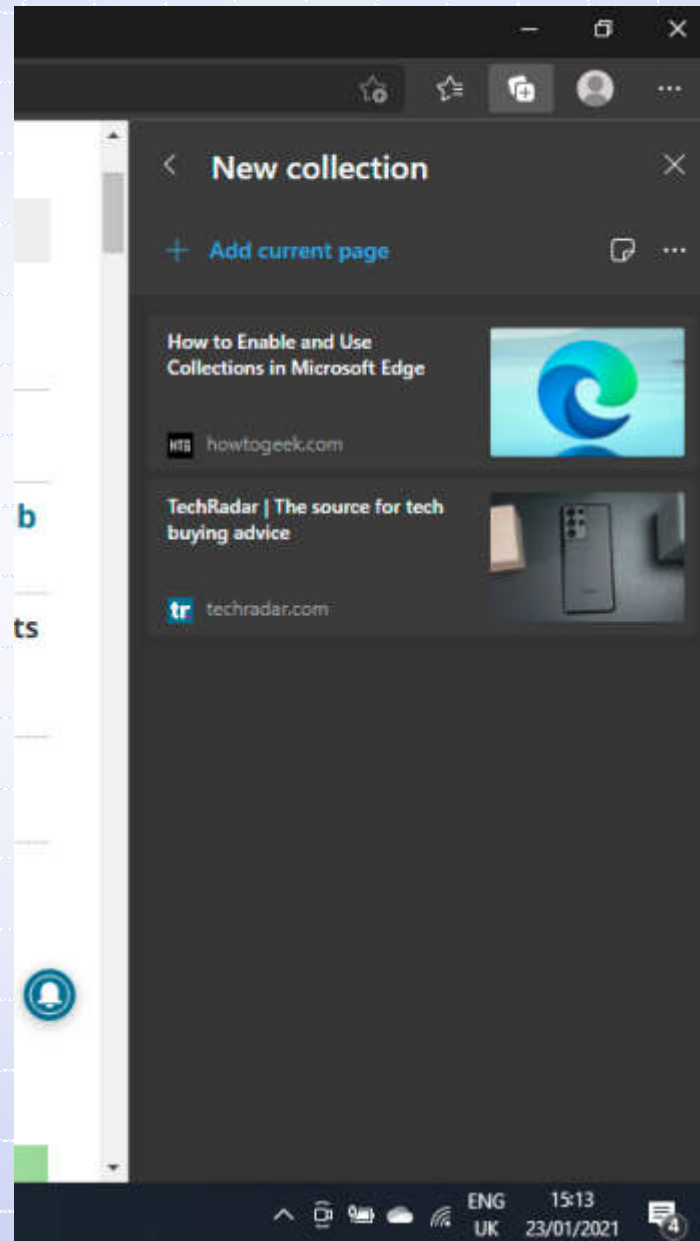
# Microsoft Edge - Collections



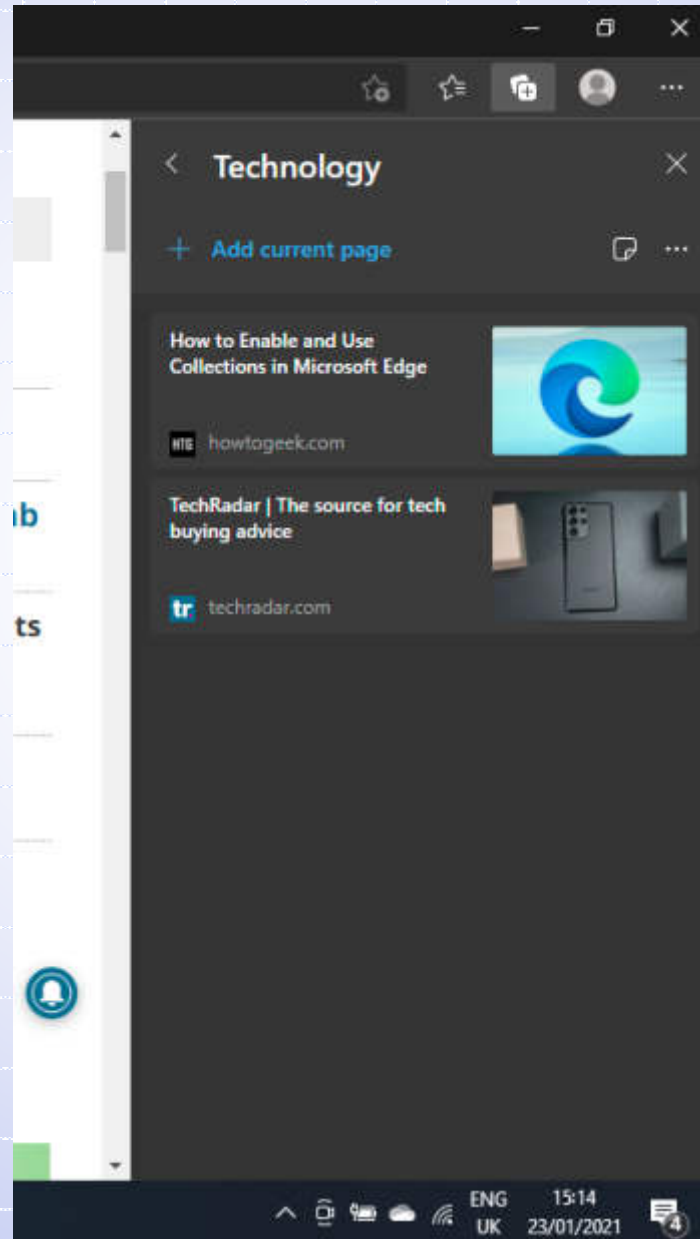
# Microsoft Edge - Collections



# Microsoft Edge - Collections



# Microsoft Edge - Collections



Questions?